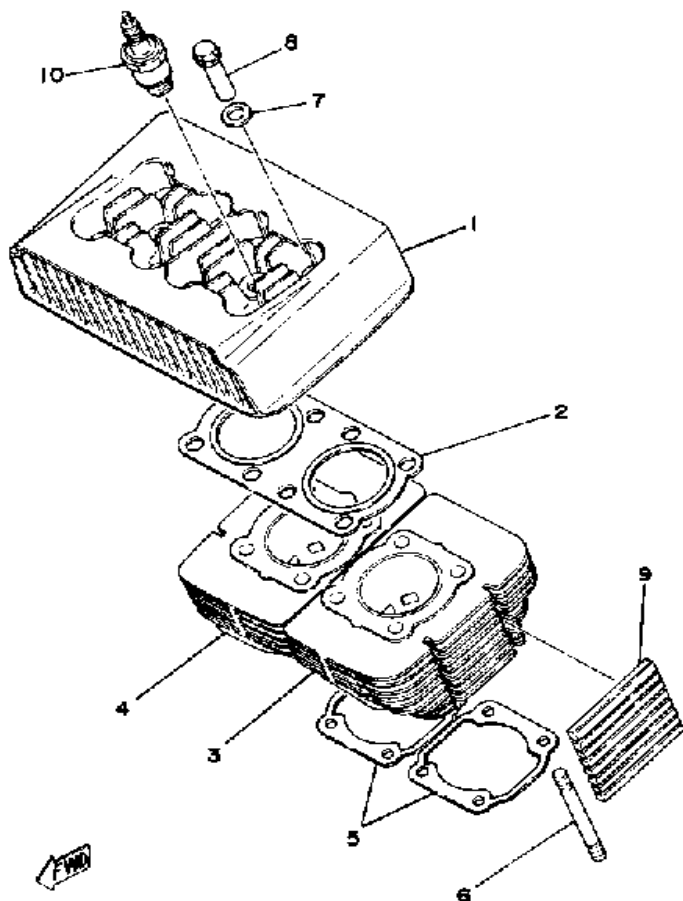


YAMAHA

GENUINE

PARTS CATALOGUE

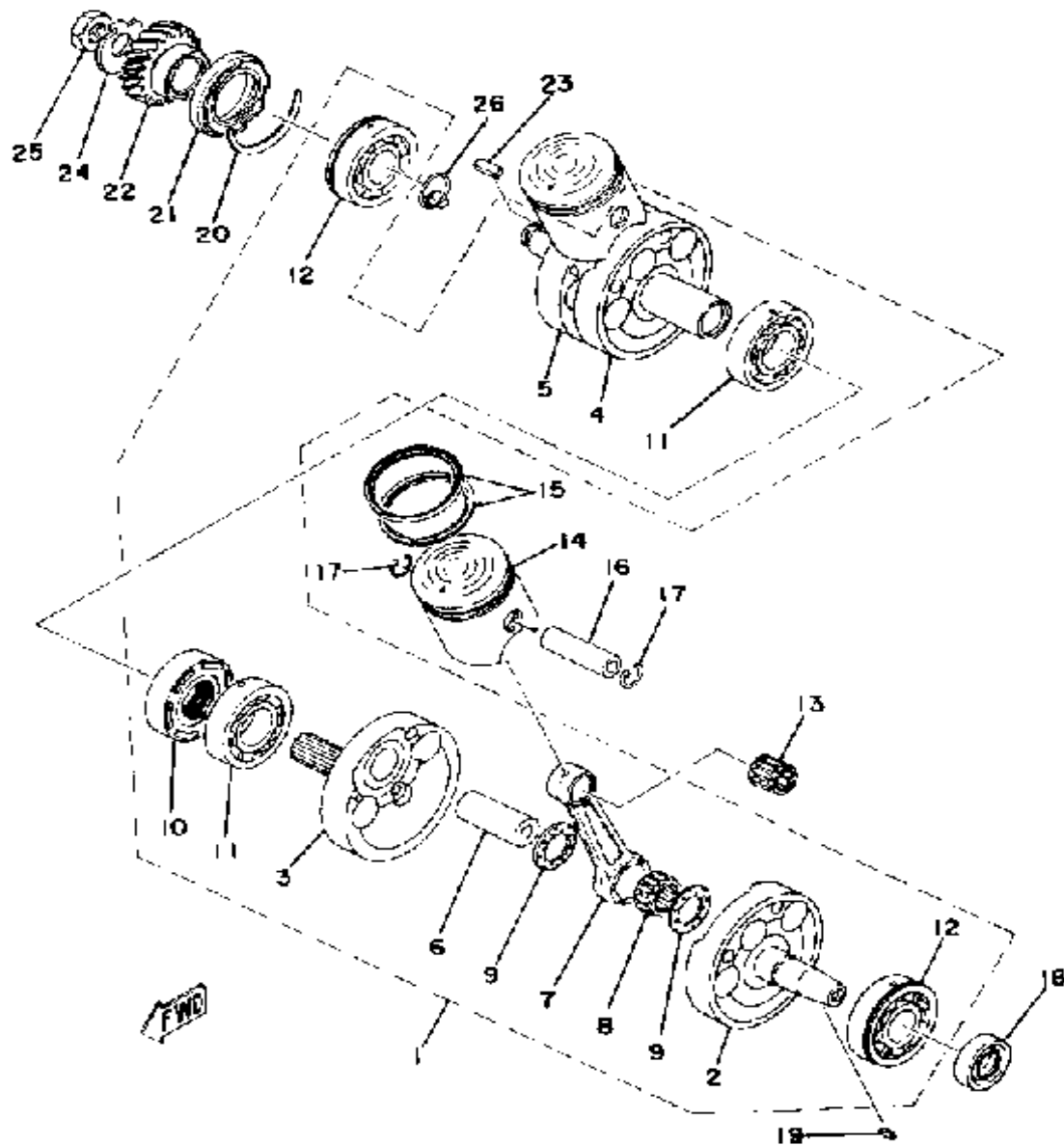
MOTORCYCLE



CYLINDER HEAD - CYLINDER

Ref. No.	Part Number	Description	Qty	Remarks
1	(2V0-11111-00-00)	HEAD, CYLINDER 1	1	
2	2V0-11181-00-00	GASKET, CYLINDER HEAD 1 .	1	
3	2V0-11311-00-00	CYLINDER 1	1	
4	(2V0-11321-00-00)	CYLINDER 2	1	
5	278-11351-01-00	GASKET, CYLINDER	2	
6	90116-08232-00	BOLT, STUD	8	
7	90201-12362-00	WASHER, PLATE	8	
8	90179-08026-00	NUT, SPEC'L SHAPE	8	
9	2V0-11162-00-00	ABSORBER 2	2	
10	NGK-B8ES0-00-00	PLUG, SPARK (NGK B8ES) ...	2	

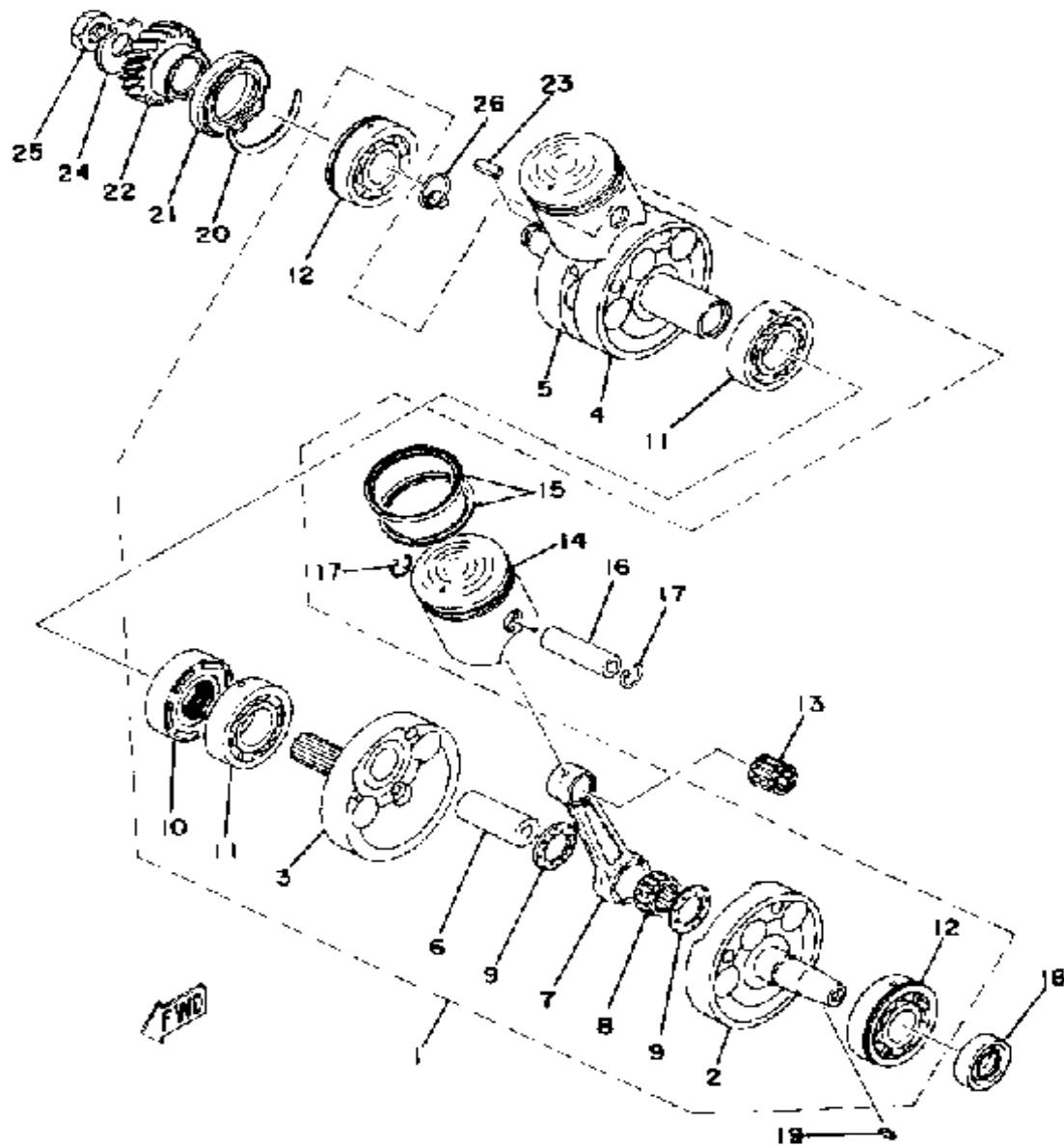
ENGINE TYPE	2-Stroke, Air-Cooled, Reed Valve
Bore/Stroke/Number Cylinders/Displacement (cc)	64mm / 62mm / 2 / 399cc
Compression Ratio/Compression Pressure min~max	10.2:1 (Corrected: 6.7:1) / N/A
Spark Plug Type	NGK-B8ES
Spark Plug Gap / Torque / Cap Ω	0.6 ~ 0.8mm / 2.0 m·kg / 10K Ω \pm 20%
Cylinder Head:	Nut: 8 x 1.25: 2.0 m·kg
	Stud: 8 x 1.25: 2.4 m·kg
Engine Mounting Bolts: Front	8 x 1.25: 1.8 m·kg
Rear	10 x 1.25: 1.8 m·kg
Upper	10 x 1.25: 3.0 m·kg



CRANK - PISTON

Ref. No.	Part Number	Description	Qty	Remarks
1	2V0-11400-00-00	CRANKSHAFT ASSEMBLY ...	1	
2	(2V0-11412-00-00)	CRANK 1	1	
3	(2V0-11422-00-00)	CRANK 2	1	
4	(2V0-11432-00-00)	CRANK 3	1	
5	(2V0-11442-00-00)	CRANK 4	1	
6	8G8-11681-00-00	. PIN, CRANK 1	2	
7	2T2-11651-00-00	. ROD, CONNECTING	2	
8	93310-42277-00	. BEARING, CYLINDER.#10 (93310-42231)	2	
9	90209-22248-00	. WASHER	4	
10	278-11515-00-00	. SEAL, LABYRINTH 1	1	
11	93306-20621-00	. BEARING	2	
12	93306-30549-00	. BEARING	2	
13	93310-216E1-00	BEARING	2	
14	(2V0-11630-00-00)	PISTON KIT STD	2	ALTERNATE PART
	(2V0-11630-10-00)	PISTON KIT 1ST	2	ALTERNATE PART
	(2V0-11630-20-00)	PISTON KIT 2ND	2	ALTERNATE PART
	(2V0-11630-30-00)	PISTON KIT 3RD	2	ALTERNATE PART
	(2V0-11630-40-00)	PISTON KIT 4TH	2	ALTERNATE PART
	2V0-11631-01-97	PISTON STD	2	
	2V0-11635-01-00	PISTON 1 O/S 0.5	2	ALTERNATE PART
	2V0-11636-01-00	PISTON 2 O/S 0.0	2	ALTERNATE PART
	2V0-11637-01-00	PISTON 3 O/S 0.5	2	ALTERNATE PART
	2V0-11638-01-00	PISTON 4 O/S 1.0	2	ALTERNATE PART
15	1A1-11601-00-00	PISTON RINGSET STD	2	ALTERNATE PART
	1A1-11601-10-00	PISTON RINGSET 1ST	2	ALTERNATE PART
	1A1-11601-20-00	PISTON RINGSET 2ND	2	ALTERNATE PART
	1A1-11601-30-00	PISTON RINGSET 3RD	2	ALTERNATE PART
	1A1-11601-40-00	PISTON RINGSET 4TH	2	ALTERNATE PART

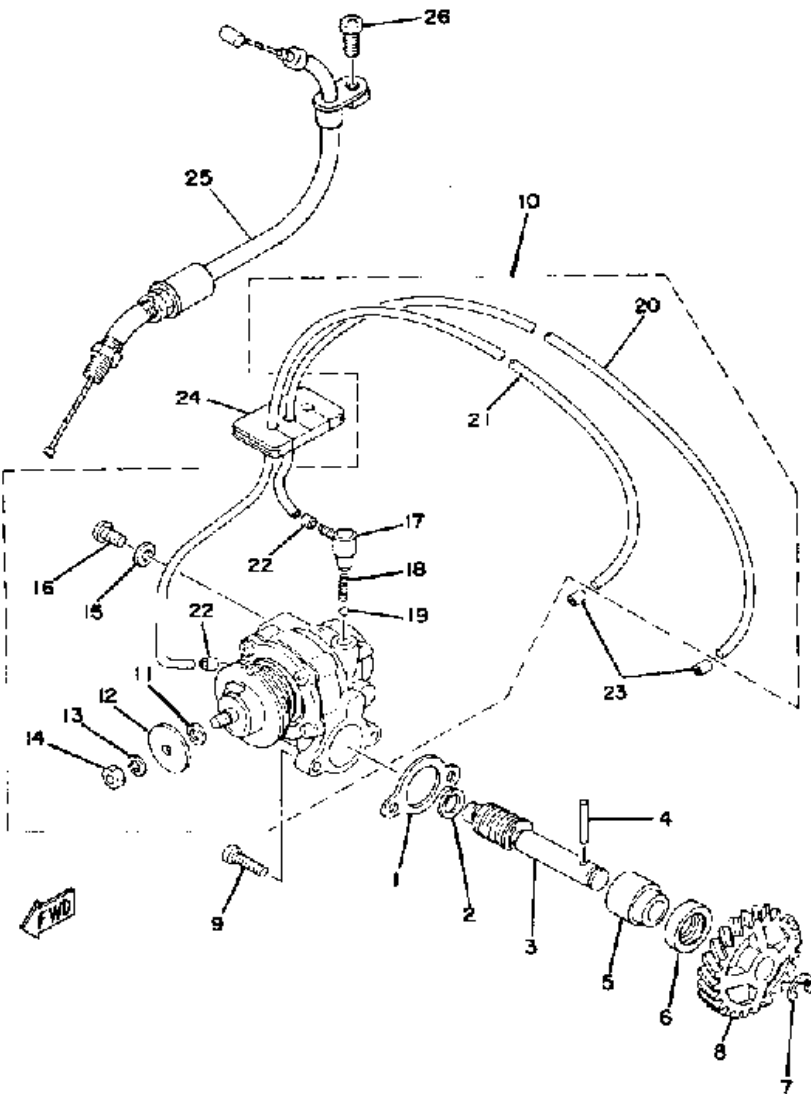
CONTINUED ON NEXT FRAME ➤



CRANK - PISTON

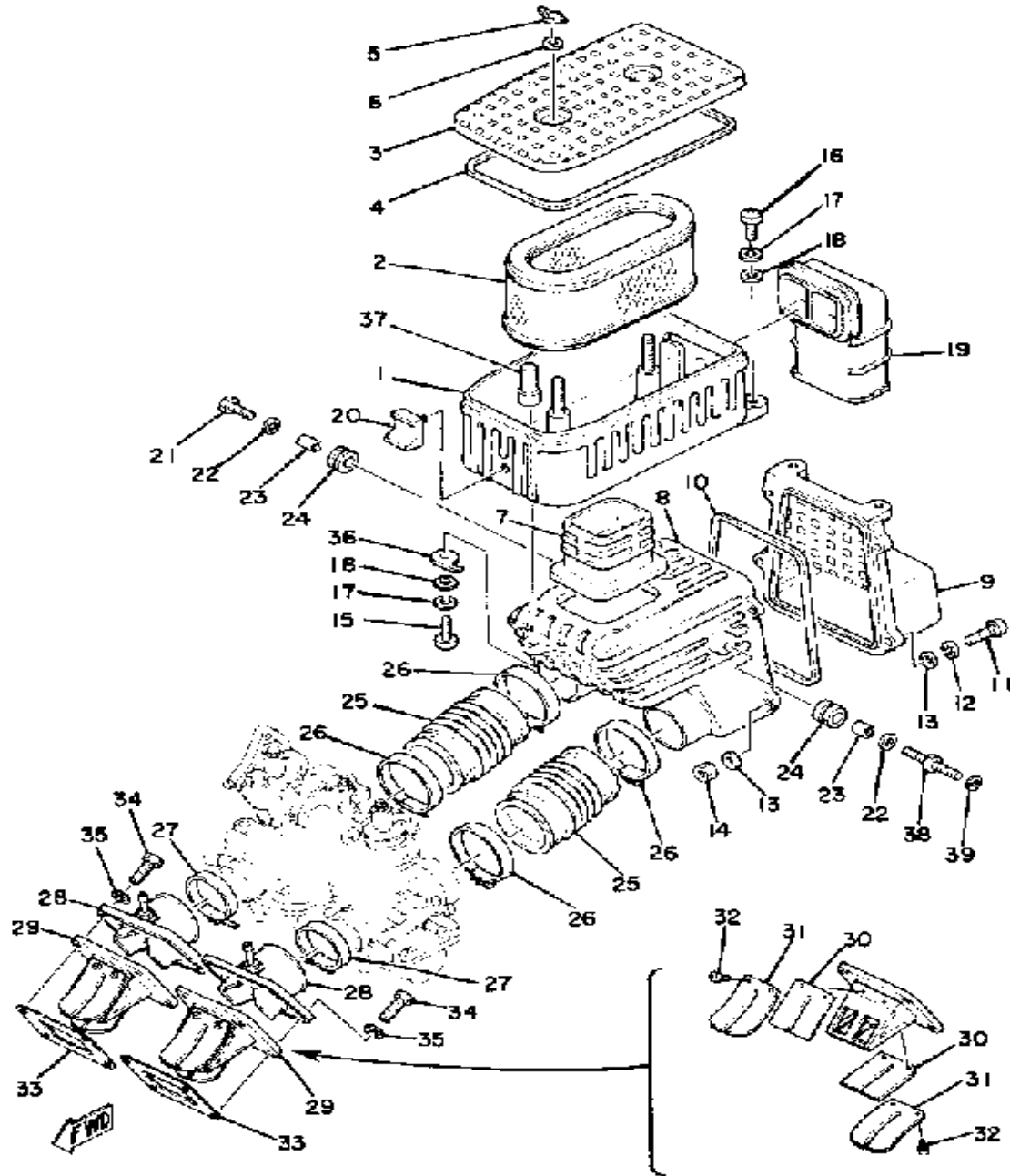
Ref. No.	Part Number	Description	Qty	Remarks
16	4L0-11633-00-00	PIN, PISTON	2	
17	93450-17025-00	CIRCLIP	4	
18	93103-20076-00	OIL SEAL, SW-TYPE	1	
19	90280-04005-00	KEY, WOODRUFF	1	
20	278-17424-01-00	CIRCLIP 1	1	
21	93103-40077-00	OIL SEAL	1	
22	(2V0-16111-00-00)	GEAR, PRI DRIVE	1	
23	90282-07023-00	KEY, STRAIGHT	1	
24	90215-18131-00	WASHER, LOCK	1	
25	90170-16182-00	NUT	1	
26	360-11526-00-00	SEAL, CRANKSHAFT 0 0	1	

OIL PUMP



AUTOLUBE – Min. Stroke/Color Code	0.20 ~ 0.25mm / Sky Blue
Minimum Output @ 100 cycles	0.50cc (Total for Both Cylinders)
Maximum Output @ 100 cycles	5.53cc (Total for Both Cylinders)

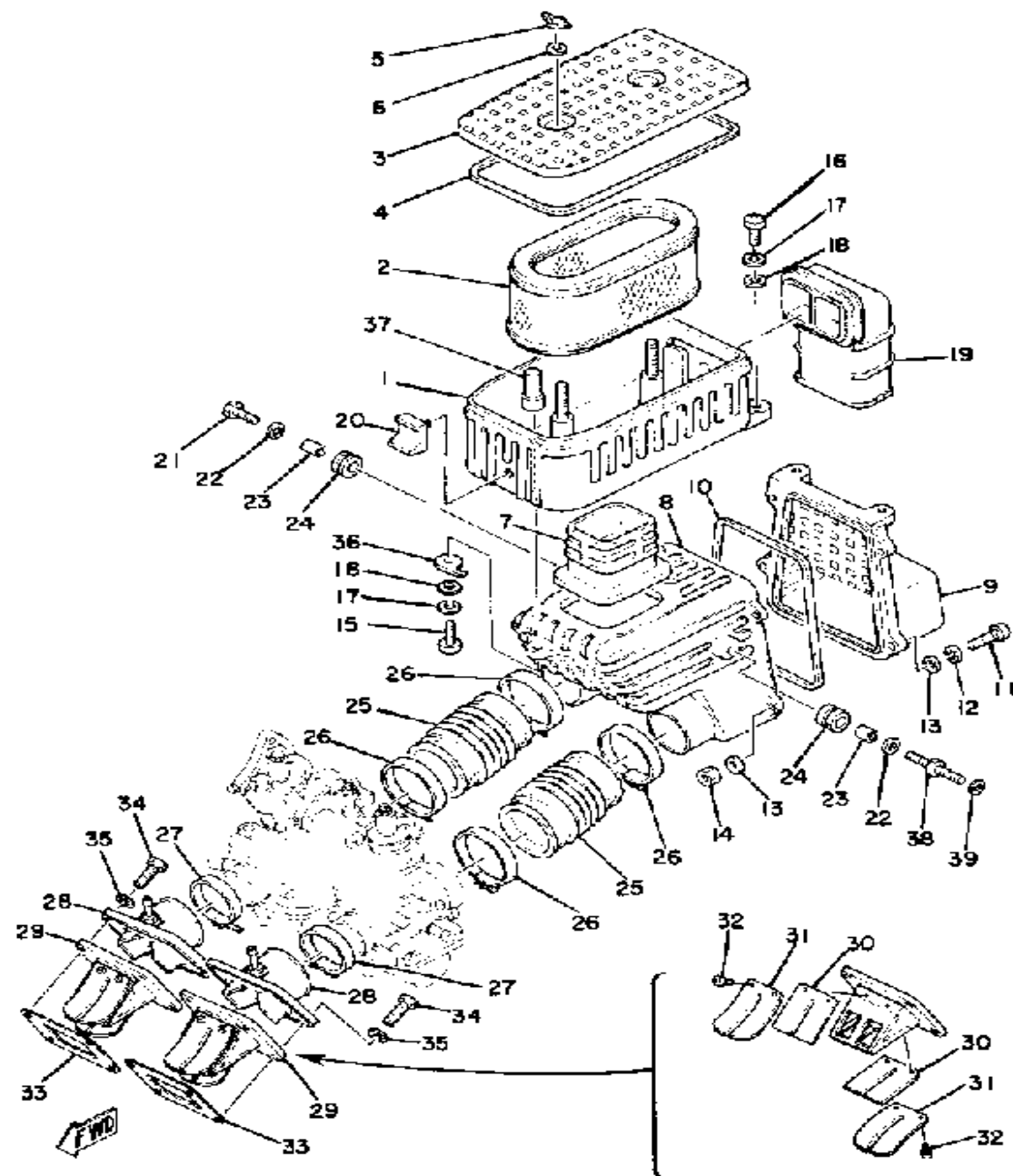
Ref. No.	Part Number	Description	Qty	Remarks
1	3MT-13116-00-00	GASKET, PUMP CASE (8Y0-13116-00)	1	
2	90201-08624-00	WASHER, PLATE	1	
3	(214-13175-02-00)	SHAFT, WORM	1	
4	93603-22028-00	PIN, DOWEL	1	
5	1E7-13176-00-00	METAL, WRM SHAF OTR	1	
6	93101-10002-00	OIL SEAL	1	
7	99001-08600-00	CIRCLIP	1	
8	1A1-13178-00-00	GEAR, PUMP DRIVE	1	
9	98580-05016-00	SCREW, PAN HEAD	2	
10	1A1-13101-01-00	OIL PUMP ASSEMBLY	1	
11	137-13137-00-03	. SHIM (0.3T)	1	
	137-13137-00-05	. SHIM (0.5T)	1	
	137-13137-00-10	. SHIM (1.0T)	1	
12	137-13138-01-00	. PLATE, ADJUSTING	1	
13	92990-05100-00	. WASHER, SPRING	1	
14	95380-05600-00	. NUT	1	
15	90430-04004-00	. GASKET	1	
16	98901-04008-00	. SCREW, BIND	1	
17	353-13552-01-00	. NOZZLE	2	
18	90501-02018-00	. SPRING, COMPRESSION	2	
19	93505-32002-00	. BALL	2	
20	90445-05773-00	. HOSE	1	
21	90445-05301-00	. HOSE (214-13161-01)	1	
22	90468-02033-00	. CLIP	2	
23	90468-02033-00	CLIP	2	
24	278-13174-00-00	HOLDER, OIL PIPE	1	
25	2V0-26321-00-00	CABLE, PUMP	1	
26	98580-05012-00	SCREW, PAN HEAD	1	



INTAKE

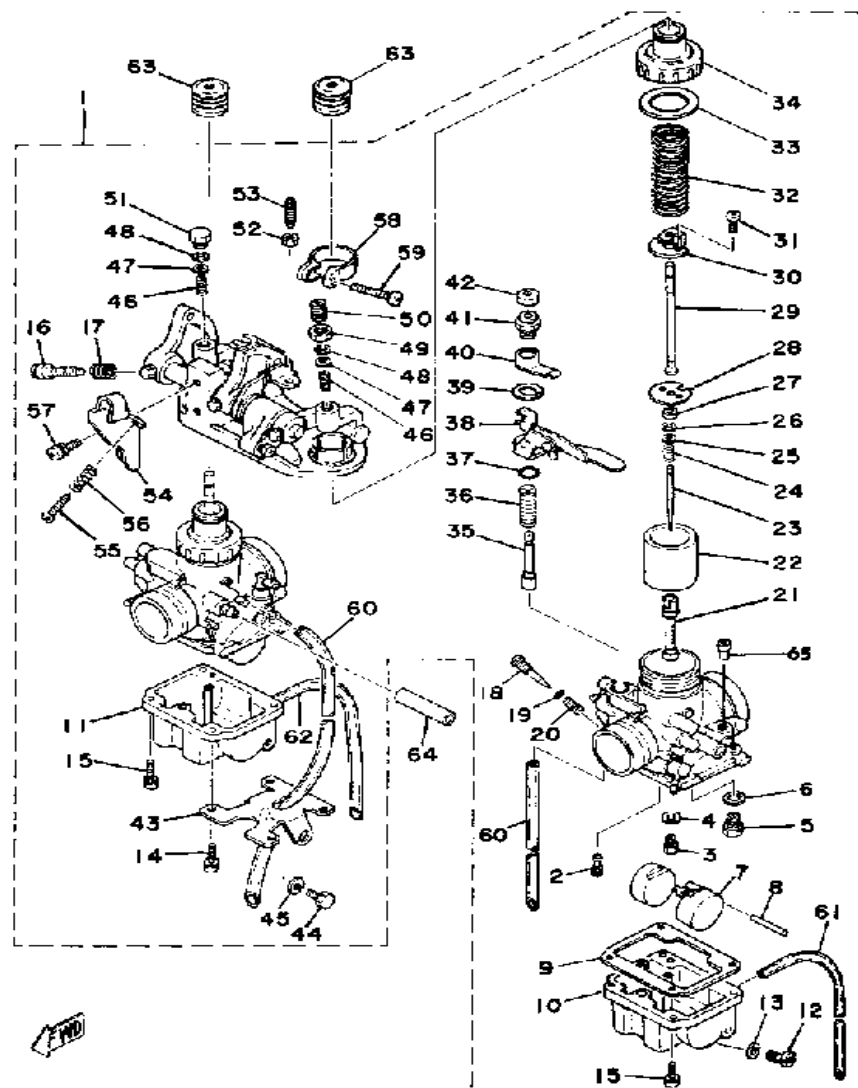
Ref. No.	Part Number	Description	Qty	Remarks
1	(2V0-14411-00-00)	CASE, AIR CLEANER 1	1	
2	(2V0-14451-00-00)	ELEMENT, AIR CLNR	1	
3	1A0-14412-01-00	CAP, CLEANER CASE 1	1	
4	4L0-14457-01-00	SEAL	1	
5	90175-06008-00	NUT, WING	2	
6	90202-05101-00	WASHER, PLATE	2	
7	2R9-14419-00-00	PIPE	1	
8	(1A0-14431-00-00)	SILENCER, INTAKE 1	1	
9	(1A0-14441-00-00)	SILENCER, INTAKE 2	1	
10	4L0-14457-01-00	SEAL	1	
11	98503-05025-00	SCREW, PAN HEAD (98501-05025)	4	
12	92990-05100-00	WASHER, SPRING	4	
13	92990-05200-00	WASHER, PLAIN	8	
14	95380-05600-00	NUT	4	
15	98580-06020-00	SCREW	1	
16	98511-06025-00	SCREW PAN HEAD (92501-06025)	2	
17	92995-06100-00	WASHER, SPRING	3	
18	92901-06600-00	WASHER	3	
19	(3J7-14437-00-00)	DUCT	1	
20	(1A0-14435-01-00)	GROMMET	1	
21	97011-06020-00	BOLT	1	
22	90201-06067-00	WASHER, PLATE	2	
23	90387-07390-00	COLLAR	2	
24	90480-14023-00	GROMMET	2	
25	(2V0-14453-00-00)	JOINT, AIR CLNR 1	2	
26	90460-49058-00	CLAMP, HOSE	4	
27	90460-43053-00	CLAMP, HOSE	2	

CONTINUED ON NEXT FRAME ►



INTAKE

Ref. No.	Part Number	Description	Qty	Remarks
28	2V0-13565-00-00	JOINT, CARBURETOR	2	
29	2V0-13610-00-00	REED VALVE ASSEMBLY	2	
30	(2V0-13613-00-00)	REED, VALVE	4	
31	345-13616-70-00	. STOPPER, REED VALVE	4	
32	(97602-03110-00)	SCREW, PN/HD.W/WSHR	8	
33	87A-13621-00-00	GASKET, VALVE SEAT	2	
34	97011-06025-00	BOLT (97001-06025)	8	
35	92901-06600-00	WASHER	8	
36	(90464-10033-00)	CLAMP	1	
37	(2V0-14827-00-00)	FILTER	1	
38	(2V0-14428-00-00)	BOLT	1	
39	92995-06100-00	WASHER, SPRING	1	

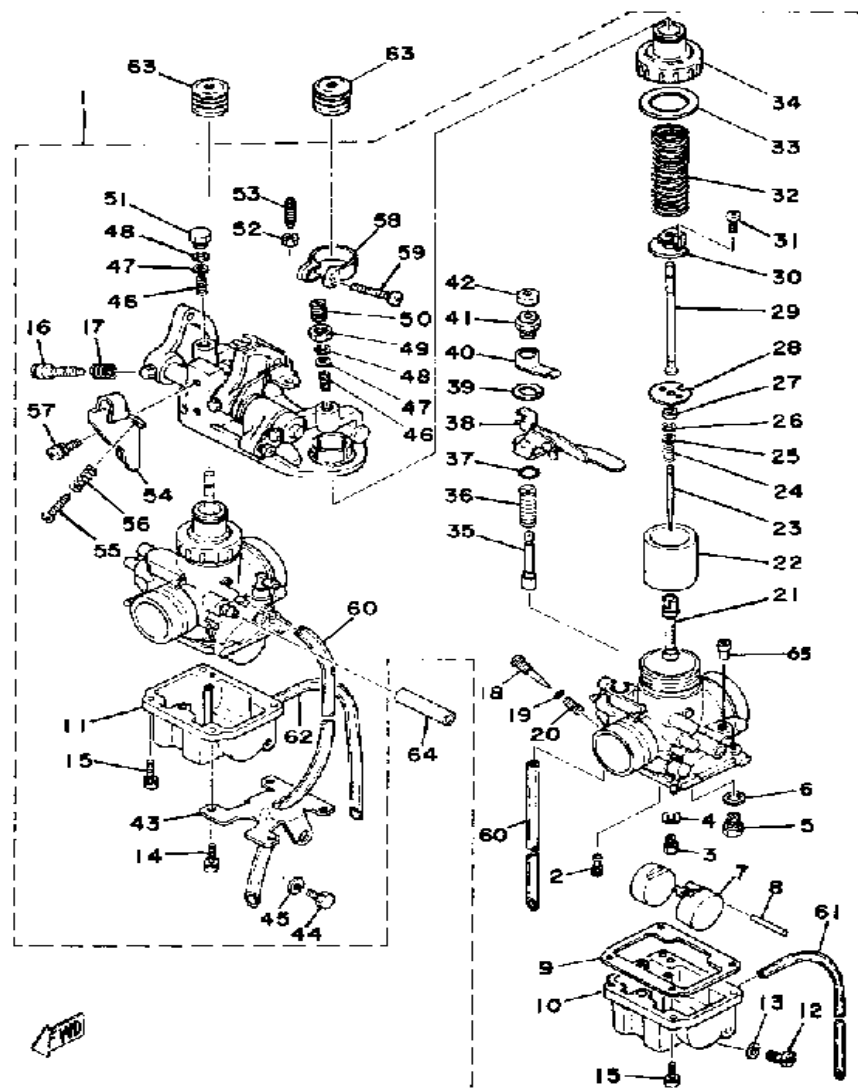


CARBURETOR - Mfr./Type/I.D. Number	Mikuni / VM28SS / 2V000
Main Jet/Pilot Jet	140 / 30
Needle Jet/Jet Needle Clip Position	0-0 / 5FN29-3
Slide Cutaway or Throttle Valve	4.0
Float Level	21 ± 1mm
Idle rpm	1300 ~ 1400 rpm
CO % @ Idle (Diagnostic Use Only)	8% or less

CARBURETOR

Ref. No.	Part Number	Description	Qty	Remarks
1	(2V0-14100-00-00)	CARBURETOR ASSEMBLY ...	1	
2	193-14142-30-A0	. JET, PILOT #30 (#30)	2	
3	137-14143-28-A0	. JET, MAIN (#140)	2	
4	137-14153-00-00	. WASHER, MAIN JET	2	
5	23L-14107-25-00	. NEEDLE VALVE SET	2	
6	214-14195-00-00	. WASHER, NEEDLE VALVE ..	2	
7	1A0-14185-00-00	. FLOAT	2	
8	127-14186-00-00	. PIN, FLOAT	2	
9	360-14184-01-00	. GASKET, FLOAT CHMBR ...	2	
10	(2V0-14181-08-00)	BODY, FLOAT CHMBR 1	1	
11	(2V0-14183-00-00)	BODY, FLOAT CHMBR 2	1	
12	266-14191-00-00	. PLUG, DRAIN	2	
13	266-14126-00-00	. GASKET	2	
14	98506-04018-00	. SCREW, PAN HEAD	4	
15	98511-04016-00	. SCREW, PAN HEAD	4	
16	(2V0-14122-00-00)	SCREW, THROTTLE	1	
17	(2V0-14133-00-00)	SPRING, THRTL STOP	1	
18	(2N6-14923-00-00)	SCREW, PILOT	2	
19	2H0-14147-00-00	. O-RING	2	
20	2H0-14212-00-00	. SPRING, PILOT ADJUSTING .	2	
21	(2V0-14141-30-00)	NOZZLE, MAIN	2	
22	(2V0-14112-40-00)	VALVE, THROTTLE 1	2	
23	644-14116-29-00	. NEEDLE	2	
24	(2N6-14589-03-00)	SPRING	2	
25	2N6-14227-01-00	. WASHER	2	
26	164-14137-00-00	. CLIP	2	
27	2N6-14918-01-00	. RING	2	
28	(2V0-14946-00-00)	PLATE, NEEDLE FTNG	2	
29	(2V0-14577-00-00)	ROD	2	

CONTINUED ON NEXT FRAME ➤

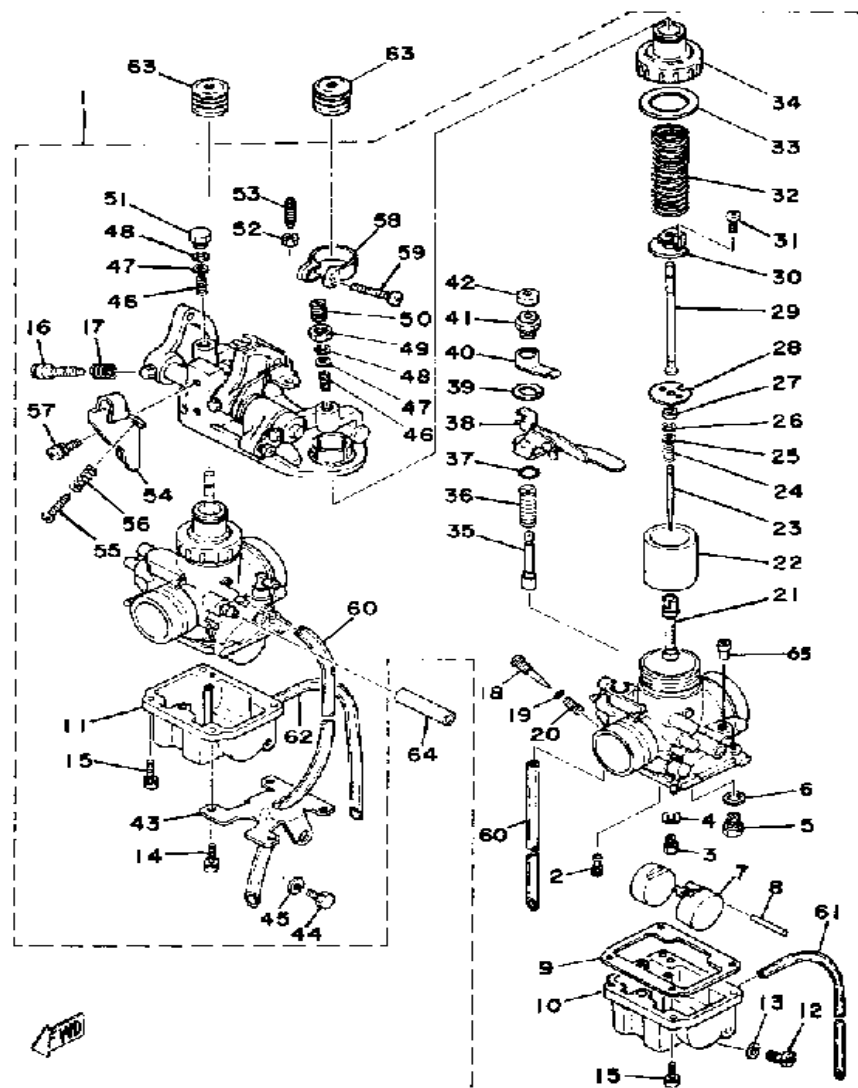


CARBURETOR - Mfr./Type/I.D. Number	Mikuni / VM28SS / 2V000
Main Jet/Pilot Jet	140 / 30
Needle Jet/Jet Needle-Clip Position	0-0 / 5FN29-3
Slide Cutaway or Throttle Valve	4.0
Float Level	21 ± 1mm
Idle rpm	1300 ~ 1400 rpm
CO % @ Idle (Diagnostic Use Only)	8% or less

CARBURETOR

Ref. No.	Part Number	Description	Qty	Remarks
30	(2V0-14243-00-00)	PLATE	2	
31	98580-03010-00	. SCREW, PAN HEAD (98502-03010)	4	
32	2V0-14131-00-00	. SPRING, THROTTLE VALVE ..	2	
33	(2V0-14126-00-00)	GASKET	2	
34	(2V0-14158-00-00)	TOP, MIXING CHAMBER	2	
35	1A0-14171-00-00	. PLUNGER, STARTER	1	
36	256-14135-00-00	. SPRING, PLUNGER	1	
37	93220-09001-00	. O-RING	1	
38	(2V0-14175-00-00)	LEVER, STARTER 1	1	
39	(1A0-14179-00-00)	WASHER, STARTER LVR	1	
40	(170-14178-00-00)	PLATE, STARTER LVR	1	
41	(500-14174-00-00)	CAP, PLUNGER	1	
42	802-14173-00-00	. COVER, PLUNGER CAP	1	
43	(2V0-14146-00-00)	PLATE	1	
44	97011-06010-00	. BOLT	2	
45	92995-06100-00	. WASHER, SPRING	2	
46	(2V0-14275-00-00)	SPRING	2	
47	(2V0-14285-00-00)	WASHER	2	
48	2V0-14137-00-00	. CLIP	2	
49	(2V0-14594-00-00)	NUT	1	
50	(2V0-14567-00-00)	SCREW	1	
51	(2V0-14565-00-00)	SCREW, STOP	1	
52	95311-05700-00	. NUT	1	
53	(2V0-14216-00-00)	SCREW	1	
54	(2V0-14291-00-00)	BRACKET 1	1	
55	(31A-1490K-00-00)	STOP SCREW SET	1	
56	(2V0-14333-00-00)	SPRING, THRTL STOP	1	
57	98580-05016-00	. SCREW, PAN HEAD	2	

CONTINUED ON NEXT FRAME ➤

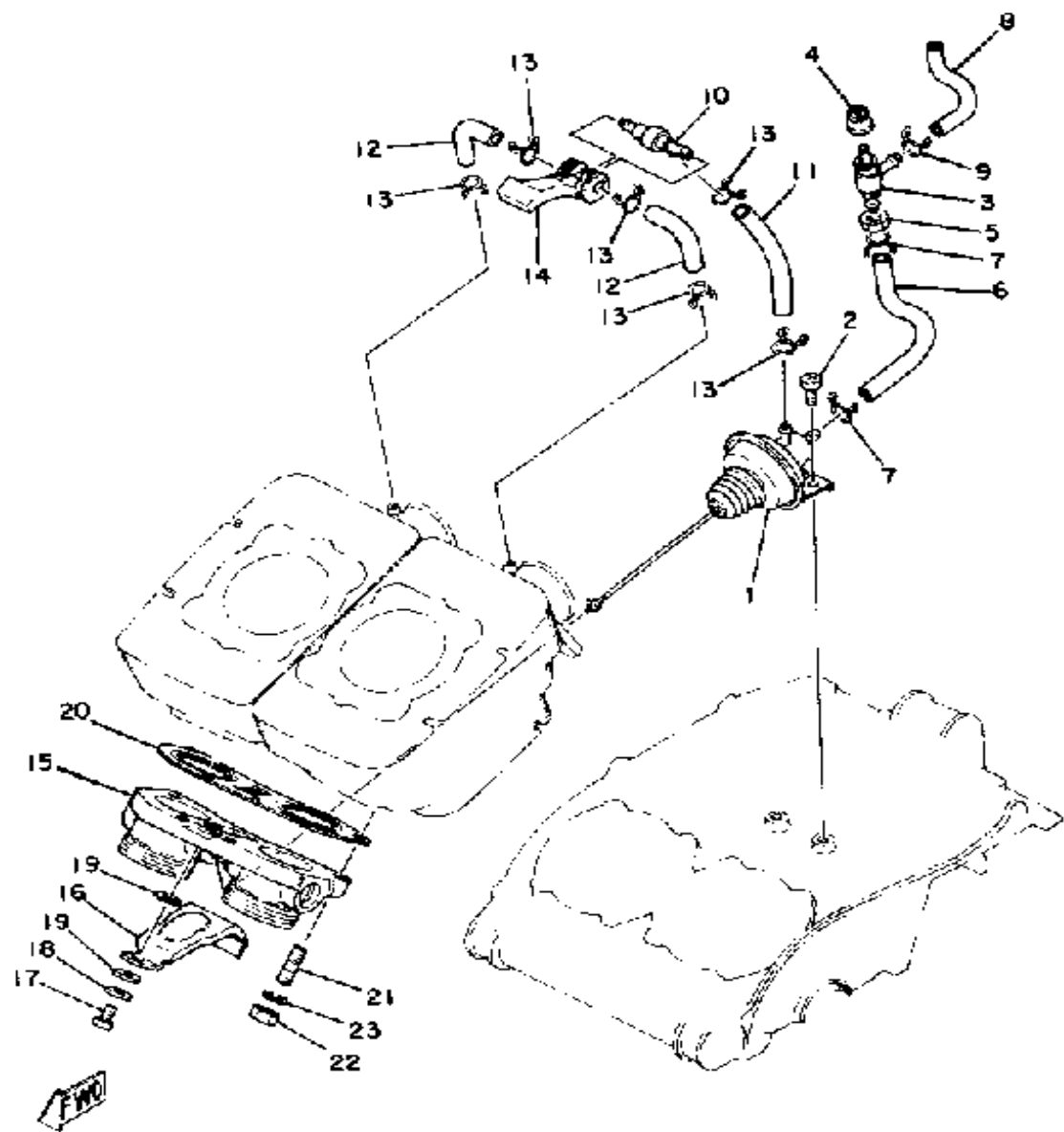


CARBURETOR

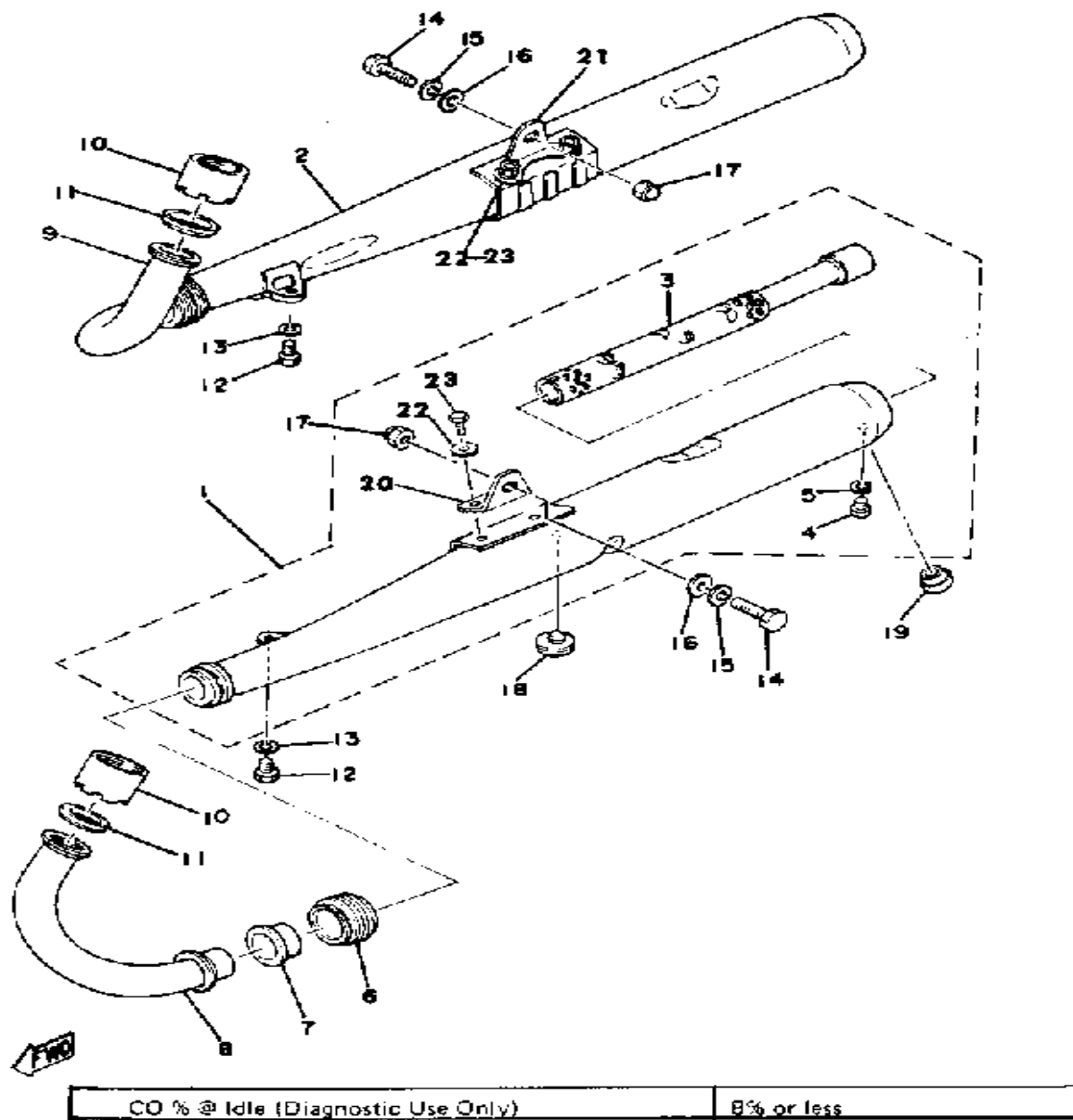
Ref. No.	Part Number	Description	Qty	Remarks
58	(2V0-14159-00-00)	CLIP	2	
59	98501-05030-00	. SCREW, PAN HEAD	2	
60	1A0-14197-00-00	. PIPE, AIRVENT	2	
61	47X-14196-00-00	. PIPE	1	
62	47X-14196-00-00	. PIPE	1	
63	2V0-14169-00-00	CAP	2	
64	(2V0-14988-00-00)	PIPE, STARTER CON	1	
65	895-14169-00-00	CAP	2	

CARBURETOR - Mfr./Type/I. D. Number	Mikuni / VM28SS / 2V000
Main Jet/Pilot Jet	140 / 30
Needle Jet/Jet Needle-Clip Position	0-0 / 5FN29-3
Slide Cutaway or Throttle Valve	4.0
Float Level	21 ± 1mm
Idle rpm	1300 ~ 1400 rpm
CO % @ Idle (Diagnostic Use Only)	8% or less

ACTUATER - EXHAUST VALVE



Ref. No.	Part Number	Description	Qty	Remarks
1	(2V0-14830-00-00)	ACTIVATOR COMP.	1	
2	(97602-06110-00)	SCREW, PN/HD.W/WSHR	2	
3	(2V0-14828-00-00)	OPENER, EX. VALVE	1	
4	(2V0-14829-00-00)	SEAL, DUST	1	
5	(2V0-14595-00-00)	NUT	1	
6	(90445-10400-00)	HOSE	1	
7	90467-10008-00	CLIP	2	
8	90445-09074-00	HOSE	1	
9	90467-08003-00	CLIP	1	
10	(2V0-14848-00-00)	VALVE, CHECK	1	
11	90445-10007-00	HOSE	1	
12	(90445-10399-00)	HOSE	1	
13	90467-10008-00	CLIP	6	
14	(2V0-14849-00-00)	BRACKET	1	
15	(2V0-14810-00-00)	EXHAUST VALVE ASSEMBLY .	1	
16	(2V0-14826-00-00)	PROTECTOR, EXHAUST	1	
17	98503-06014-00	SCREW, PAN HEAD (92502-06016)	1	
18	92990-06200-00	WASHER	1	
19	90202-05187-00	WASHER, PLATE	2	
20	2V0-14613-00-00	GASKET, EXST PIPE	1	
21	90116-08166-00	BOLT, STUD (246-14651-00) ..	4	
22	95333-08600-00	NUT	4	
23	92990-08100-00	WASHER	4	

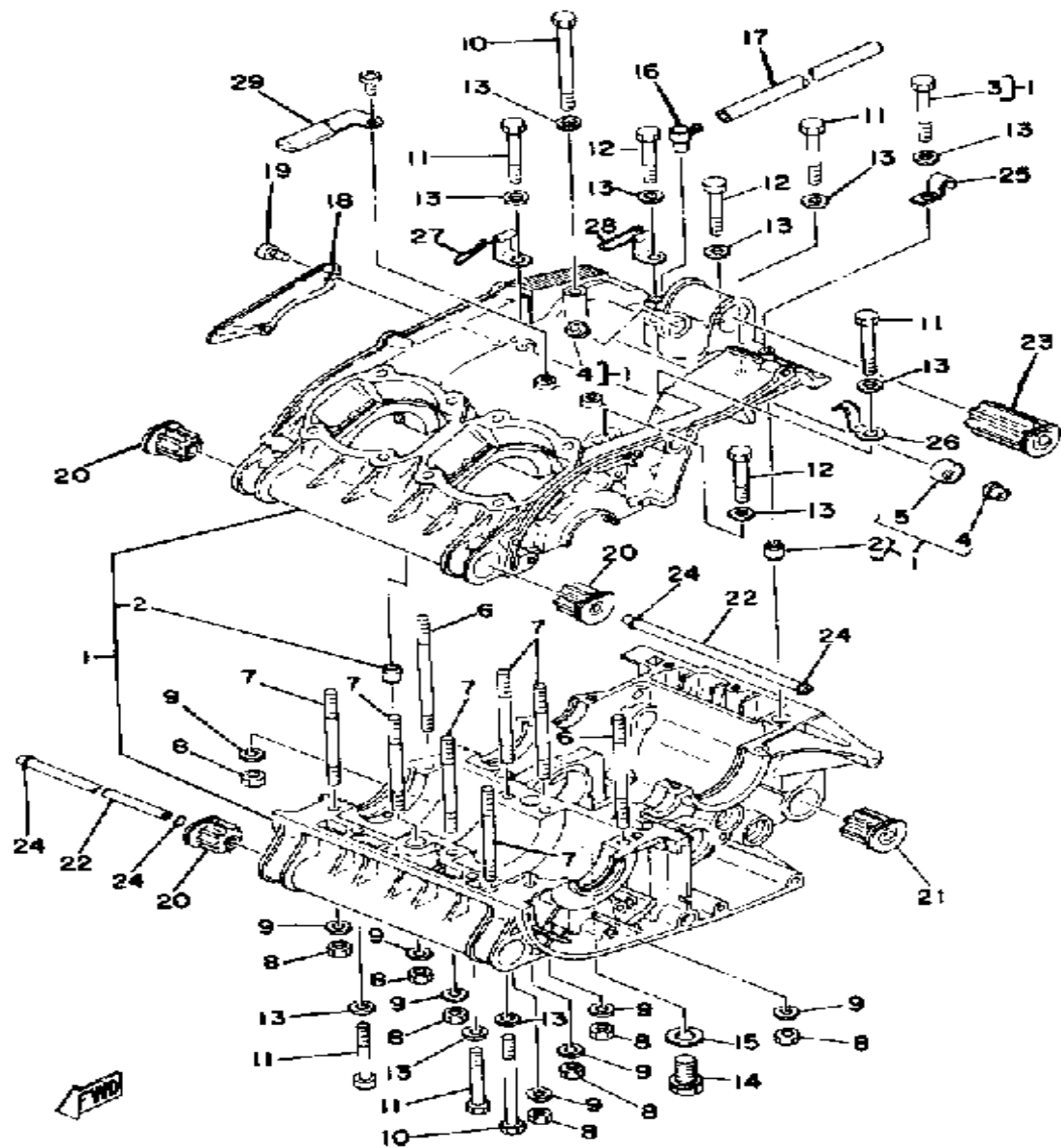


EXHAUST

Ref. No.	Part Number	Description	Qty	Remarks
1	2V0-14710-00-00	MUFFLER ASSEMBLY L	1	
2	(2V0-14720-00-00)	MUFFLER ASSEMBLY R	1	
3	521-14753-00-00	. SILENCER, EXHAUST	2	
4	98580-06010-00	. SCREW, PAN HEAD (92503-06010)	2	
5	92995-06100-00	. WASHER, SPRING	2	
6	1A1-14615-02-00	JOINT, EXHAUST L	2	
7	1A1-14714-02-00	GASKET, MUFFLER	2	
8	2V0-14611-00-00	PIPE, EXHAUST L	1	
9	(2V0-14621-00-00)	PIPE, EXHAUST R	1	
10	2V0-14612-00-00	NUT, RING	2	
11	1A0-14613-00-00	GASKET, EXST PIPE	2	
12	97011-08016-00	BOLT	2	
13	92990-08100-00	WASHER	2	
14	90101-10056-00	BOLT (823-21481-00)	2	
15	92990-10100-00	WASHER, SPRING	2	
16	92990-10200-00	WASHER, PLAIN	2	
17	95303-10800-00	NUT (CROWN) (92803-10700)	2	
18	1A0-27114-00-00	STOPPER, MAIN STAND	1	
19	90480-14153-00	GROMMET	2	
20	(2V0-1471L-00-00)	STAY, MUFFLER 1	1	
21	(2V0-1472L-00-00)	STAY, MUFFLER	1	
22	97313-08012-00	BOLT	4	
23	92990-08200-00	WASHER, PLAIN	4	

"These replacement parts comply with all Florida laws and regulations requiring testing and certification of exhaust system replacement parts."

CRANKCASE



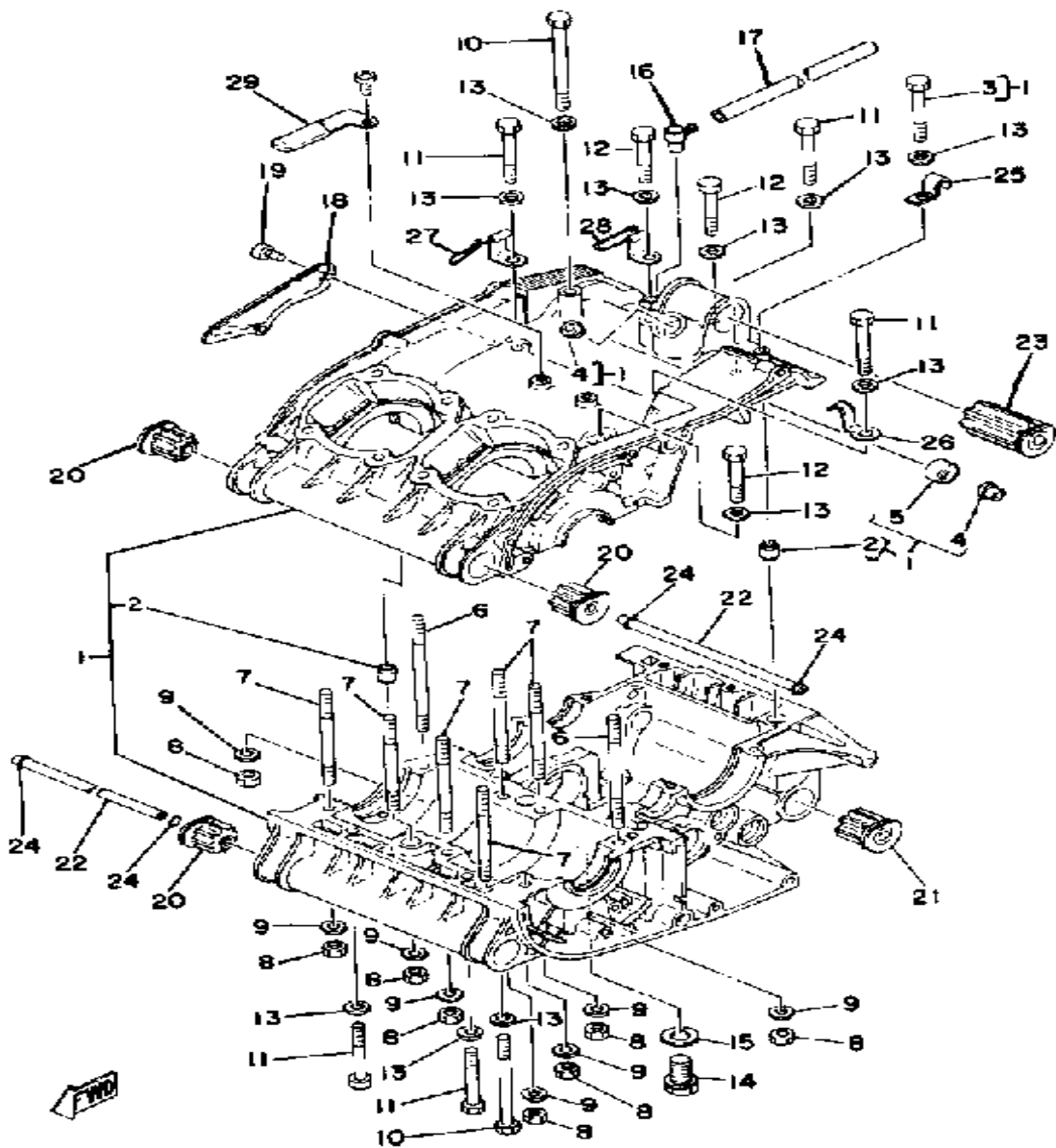
Oiling System	Autolube
Capacity: Dry	1.6 Lit.
Lubricant: Temp above 5°C (40°F)	Yamalube 2*
Below 15°C (60°F)	Yamalube 2*

Ref. No.	Part Number	Description	Qty	Remarks
1	(2V0-15100-00-00)	CRANKCASE ASSEMBLY	1	
2	99510-12016-00	. PIN, DOWEL	2	
3	97313-06055-00	. BOLT, HEXAGON (97322-06055)	1	
4	90381-08002-00	. BUSHING (214-17843-00)	2	
5	(90380-14040-00)	BUSH, SOLID	1	
6	90116-08232-00	BOLT, STUD	2	
7	90116-08064-00	BOLT, STUD	6	
8	95333-08600-00	NUT	8	
9	92990-08200-00	WASHER, PLAIN	8	
10	97311-06090-00	BOLT, HEXAGON	2	
11	97313-06055-00	BOLT, HEXAGON (97322-06055)	5	
12	97313-06045-00	BOLT (97021-06045-00)	3	
13	92990-06200-00	WASHER	11	
14	90109-14385-00	BOLT	1	
15	137-15353-00-00	GASKET, DRAIN	1	
16	583-15371-00-00	BREATHER	1	
17	90446-07241-00	HOSE (3AK)	1	
18	278-15492-01-00	COVER	1	
19	98580-05010-00	SCREW, PAN HEAD	2	
20	1A1-15316-00-00	DAMPER, ENG MOUNT 1	4	
21	1A1-15326-00-00	DAMPER, ENG MOUNT 2	2	
22	1A1-15317-00-00	SPACER, ENG MOUNT	2	
23	1A1-15336-00-00	DAMPER, ENG MOUNT 3	2	
24	93210-11073-00	O-RING	4	
25	90462-05005-00	CLAMP	1	
26	(90462-06025-00)	CLAMP	1	
27	(90465-06093-00)	CLAMP	1	
28	90465-06094-00	CLAMP	1	

CONTINUED ON NEXT FRAME ➤

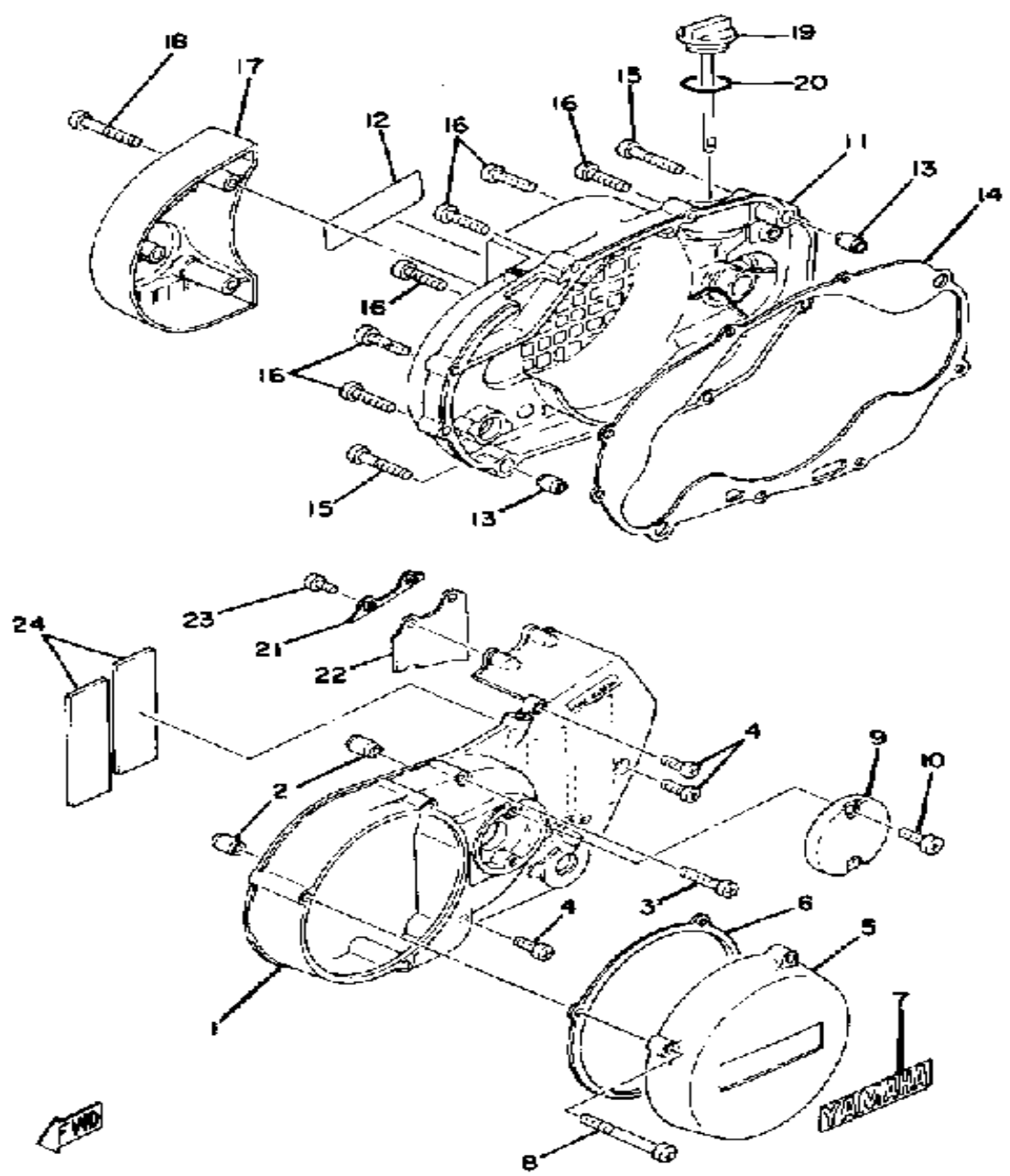
CRANKCASE

Ref. No.	Part Number	Description	Qty	Remarks
29	(90465-10140-00)	CLAMP	1	



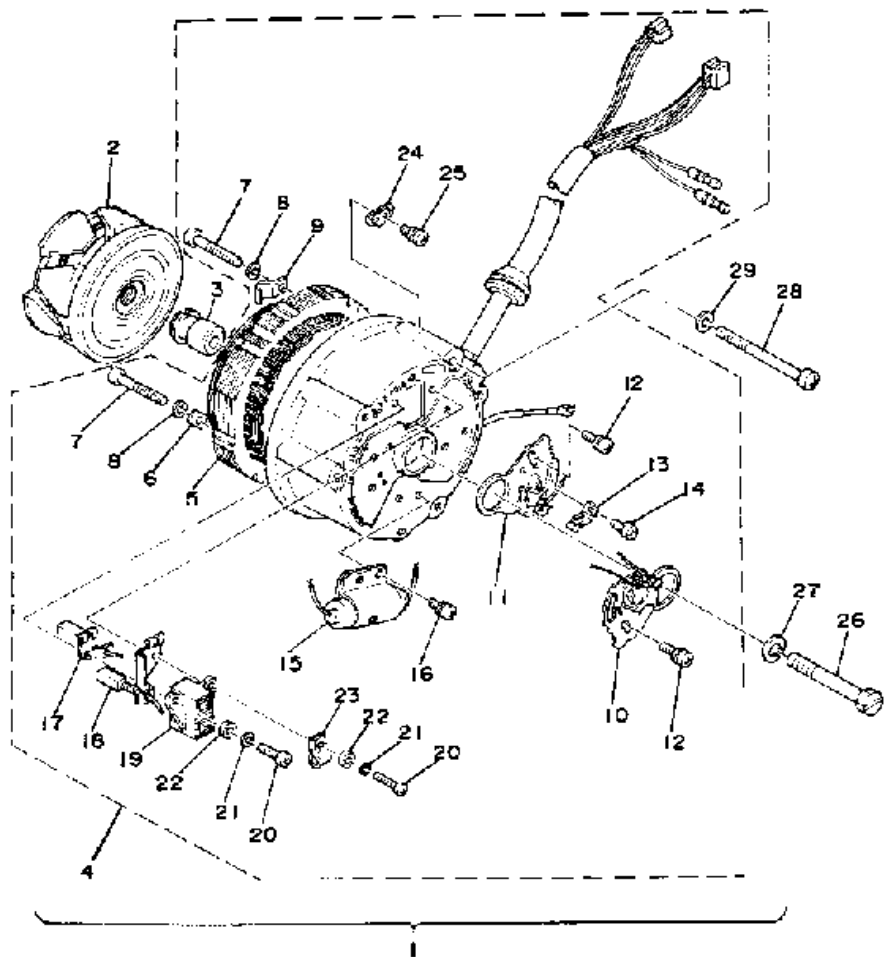
Oiling System	Autolube
Capacity: Dry	1.6 Lit.
Lubricant: Temp above 5°C (40°F)	Yamalube 2*
Below 15°C (60°F)	Yamalube 2*

CRANKCASE COVER



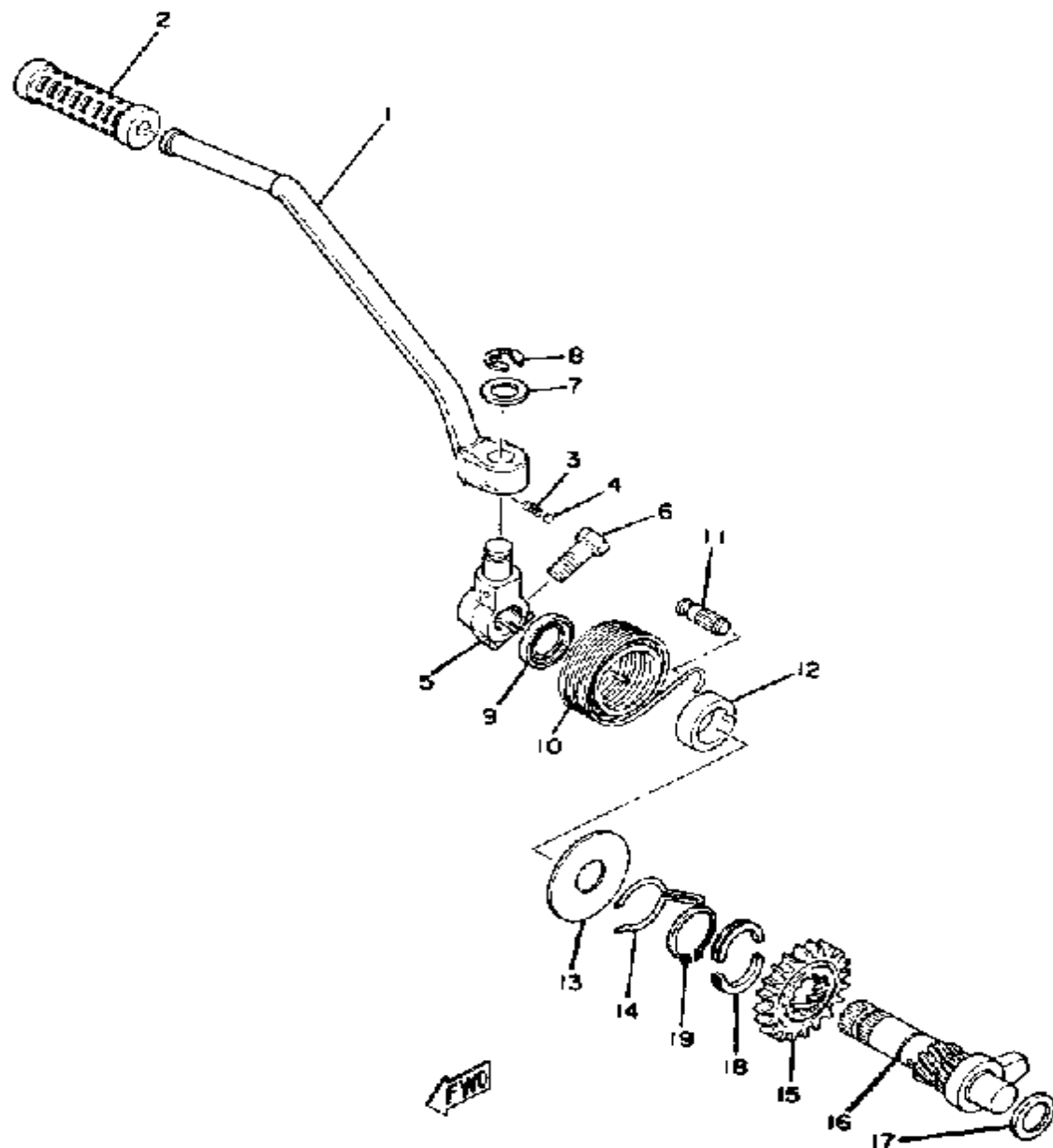
Ref. No.	Part Number	Description	Qty	Remarks
1	2V0-15411-00-00	COVER, CRANKCASE L	1	
2	99510-12016-00	. PIN, DOWEL	2	
3	98506-06035-00	SCREW, PAN HEAD	1	
4	98516-06020-00	SCREW, PAN HEAD	3	
5	1A0-15415-00-00	COVER, GENERATOR	1	
6	1A0-15455-00-00	GASKET 1	1	
7	1A0-15435-00-00	EMBLEM	1	
8	98506-06070-00	SCREW, PAN HEAD	3	
9	1A0-15417-00-00	COVER, CAP	1	
10	98516-06020-00	SCREW, PAN HEAD	2	
11	1A0-15421-00-00	COVER, CRANKCASE R	1	
12	1A0-15435-00-00	EMBLEM	1	
13	99510-12016-00	. PIN, DOWEL	2	
14	1A0-15461-00-00	GASKET, CRCS CVR 2	1	
15	98506-06040-00	SCREW, PAN HEAD	2	
16	98516-06030-00	SCREW, PAN HEAD	7	
17	1A0-15416-00-00	COVER, OIL PUMP	1	
18	98506-06045-00	SCREW, PAN HEAD	3	
19	360-15363-01-00	PLUG, OIL	1	
20	93210-27778-00	O-RING	1	
21	1A0-15491-00-00	PROTECTOR	1	
22	1A0-15497-00-00	PLATE, DUST SEAL	1	
23	98516-05012-00	SCREW, PAN HEAD 4CG	2	
24	(2V0-15498-00-00)	TAPE, DAMPER	2	

A - C - GENERATOR



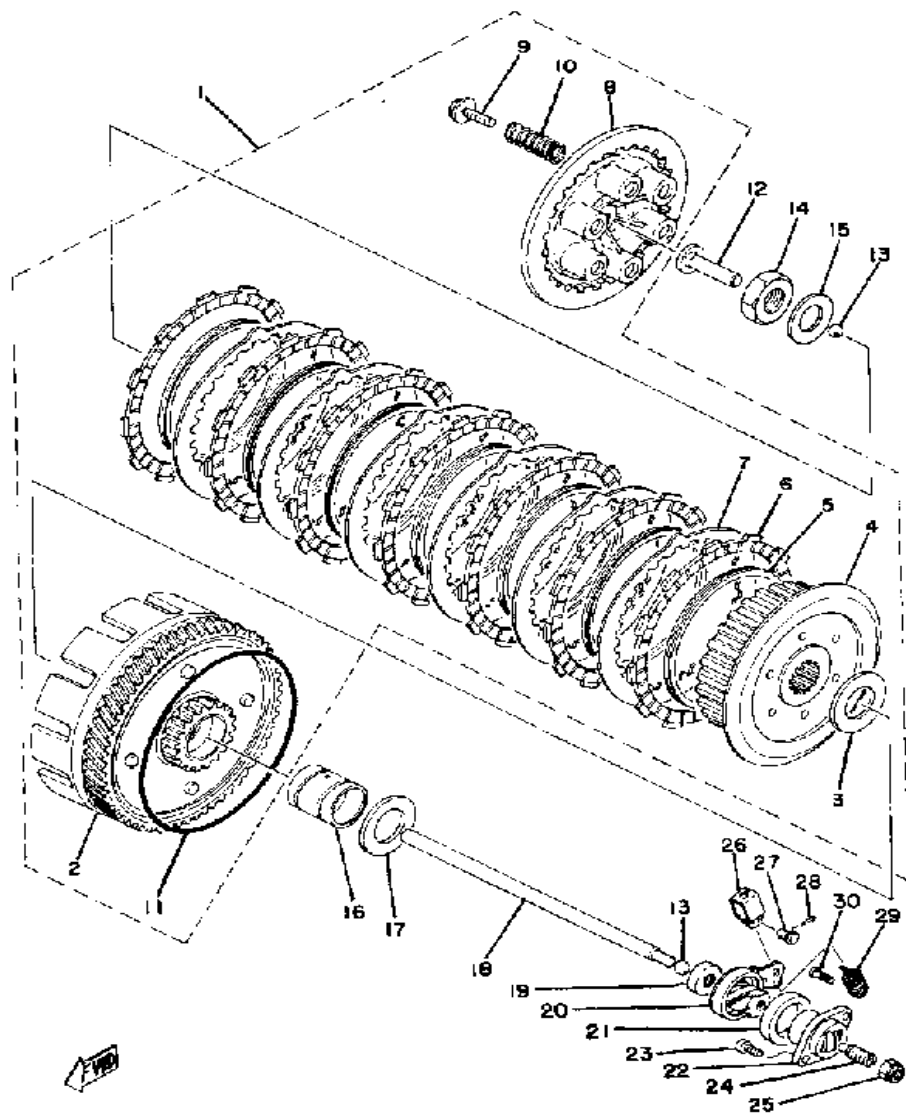
Ref. No.	Part Number	Description	Qty	Remarks
1	(2V0-81600-60-00)	AC GENERATOR ASSEMBLY .	1	
2	1A0-81650-20-00	. ROTOR ASSEMBLY	1	
3	1A0-81651-20-00	. CAM	1	
4	(2V0-81610-60-00)	STATOR ASSEMBLY	1	
5	1A0-81640-60-00	.. ARMATURE ASSEMBLY ...	1	
6	(1A0-81639-20-00)	PLATE, ARMTR FTNG	2	
7	98501-05035-00	.. SCREW, PAN HEAD	3	
8	92990-05100-00	.. WASHER, SPRING	3	
9	(1A0-81627-20-00)	BRACKET, CONDENSER	1	
10	2V0-81621-60-00	.. CONTACT BRKR ASSEMBLY	1	
11	2V0-81622-60-00	.. CONTACT BRKR ASSEMBLY	1	
12	97602-04312-00	.. SCREW, PANHEAD	4	
13	(131-81231-20-00)	LUBRICATOR	2	
14	97601-04106-00	.. SCREW, PN/HD.W/WSHR ..	2	
15	360-81625-90-00	.. CONDENSER 1	1	
16	110-81346-21-00	.. SCREW, PAN HEAD	2	
17	1A0-81611-20-00	.. BRUSH 1	1	
18	1A0-81612-20-00	.. BRUSH 2	1	
19	1A0-81613-20-00	.. HOLDER, BRUSH	1	
20	98506-04018-00	.. SCREW, PAN HEAD	2	
21	92901-04100-00	.. WASHER, SPRING	2	
22	(1A0-81661-20-00)	SPACER	2	
23	(1A0-81628-20-00)	CLAMP	1	
24	(1A0-81632-20-00)	PLATE, TIMING	1	
25	110-81346-21-00	.. SCREW, PAN HEAD	1	
26	90101-07438-00	BOLT	1	
27	92990-08100-00	WASHER	1	
28	98501-06070-00	SCREW, PAN HEAD	3	
29	92995-06100-00	WASHER, SPRING	3	

CHARGING SYSTEM	A.C Generator / 3 Phase / Full Wave.
Battery: Model / Spec. Grav. / Chg. Rate	YUASA 12N5.5A-3B (12V5.5AH) / 1.28 / 0.55A
Maximum Output	14V-20A @ 5000 rpm
Field Coil Color Code / Ω	Rotor: Grn ~ Blk / 5.5 Ω ± 10% Stator: Wht ~ Wht / 0.23 Ω ± 10%



KICK - START

Ref. No.	Part Number	Description	Qty	Remarks
1	2R8-15611-00-93	CRANK, KICK	1	
	90508-30051-00	SPRING, TORSION	1	
2	156-15618-01-00	COVER, KICK LEVER	1	
3	90501-12081-00	SPRING, COMPRESSION	1	
4	93507-32031-00	BALL	1	
5	583-15621-00-00	BOSS, KICK CRANK	1	
6	97313-08030-00	BOLT, HEXAGON	1	
7	90201-15340-00	WASHER, PLATE	1	
8	99006-10600-00	CIRCLIP	1	
9	93104-20007-00	OIL SEAL, SO-TYPE	1	
11	248-15668-00-00	STOPPER	1	
12	(2R8-15666-00-00)	SPACER	1	
13	(2R8-15676-00-00)	COVER, SPRING	1	
14	90468-26091-00	CLIP	1	
15	2R8-15641-00-00	GEAR, KICK	1	
16	(2R8-15660-00-00)	KICK AXLE ASSEMBLY	1	
17	136-17417-00-10	SHIM 1	1	
18	248-15654-00-00	HOLDER, KICK GEAR	2	
19	99009-30400-00	CIRCLIP	1	

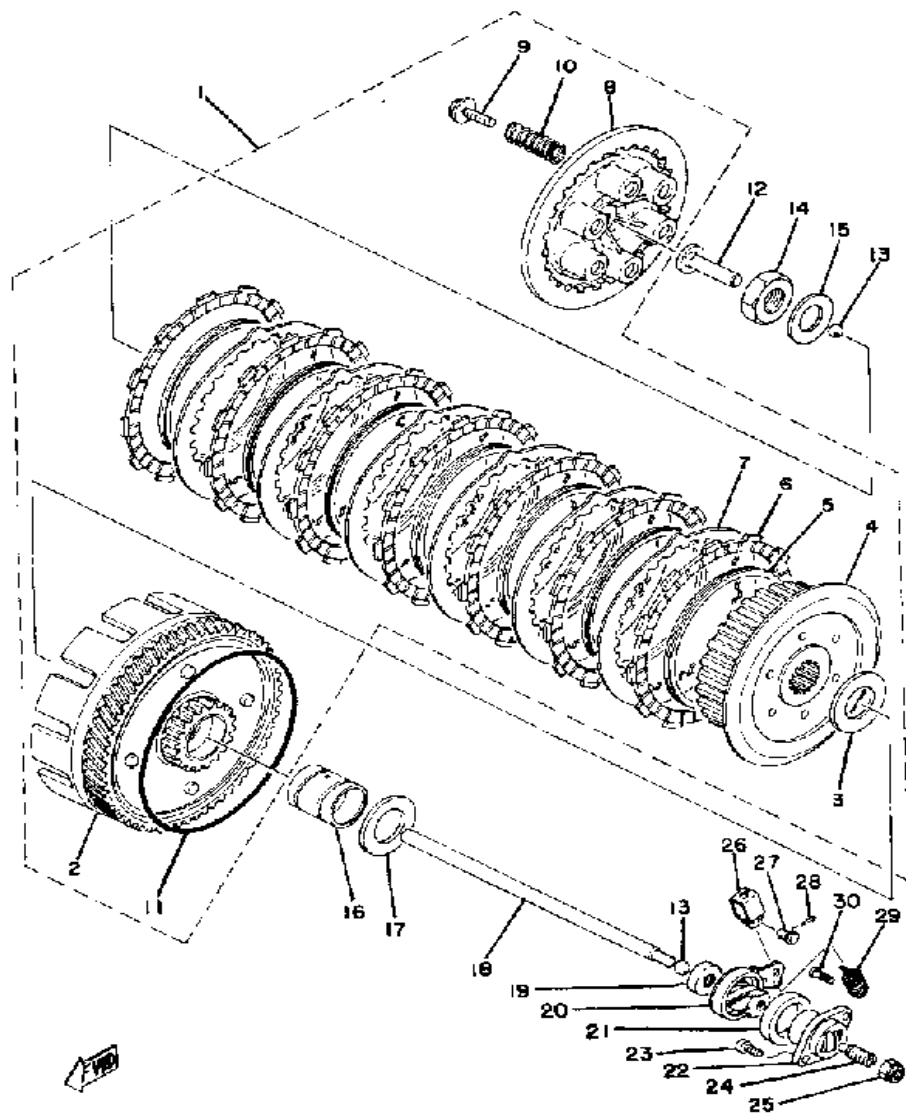


Clutch Friction Plate Thickness Std ~ Min.	3.0 ~ 2.7mm
Clutch Spring Length Std ~ Min.	35.4 ~ 35.4mm
Clutch Nut	18 x 1.0: 6.5 m-kg

CLUTCH

Ref. No.	Part Number	Description	Qty	Remarks
1	(2V0-16301-00-00)	CLUTCH ASSEMBLY	1	
2	2R9-16150-00-00	. PRI DRVN GEARCOMP. (66T)	1	
3	360-16154-00-00	. PLATE, THRUST 1	1	
4	1A0-16371-00-00	. BOSS, CLUTCH	1	
5	278-16367-00-00	. RING, CUSHION	7	
6	360-16321-00-00	. PLATE, FRICTION 0 7	7	
7	498-16325-00-00	. PLATE, CLUTCH 2	6	
8	1A0-16351-00-00	. PLATE, PRESSURE 1	1	
9	90159-06010-00	. SCREW, WITH WASHER	6	
10	90501-23138-00	. SPRING, COMPRESSION	6	
11	93211-10232-00	. O-RING	1	
12	174-16356-00-00	ROD, PUSH 1	1	
13	93505-16006-00	BALL	2	
14	90170-18089-00	NUT, HEXAGON	1	
15	214-16119-00-00	SPRING, BELLEVILLE	1	
16	278-16181-01-00	SPACER 1	1	
17	360-16154-00-00	PLATE, THRUST 1	1	
18	328-16357-00-00	ROD, PUSH 2	1	
19	93109-08061-00	OIL SEAL	1	
20	360-16340-00-00	PUSH LEVER ASSEMBLY	1	
21	214-16347-01-00	SEAL, DUST	1	
22	371-16396-00-00	HOUSING, PUSH SCREW	1	
23	98580-05012-00	SCREW, PAN HEAD	2	
24	90113-08021-00	BOLT, SET	1	
25	90179-08179-00	NUT	1	
26	214-16389-00-00	JOINT	1	
27	90240-06005-00	PIN, CLEVIS	1	
28	91401-10015-00	PIN, COTTER	1	
29	90506-10069-00	SPRING, TENSION	1	

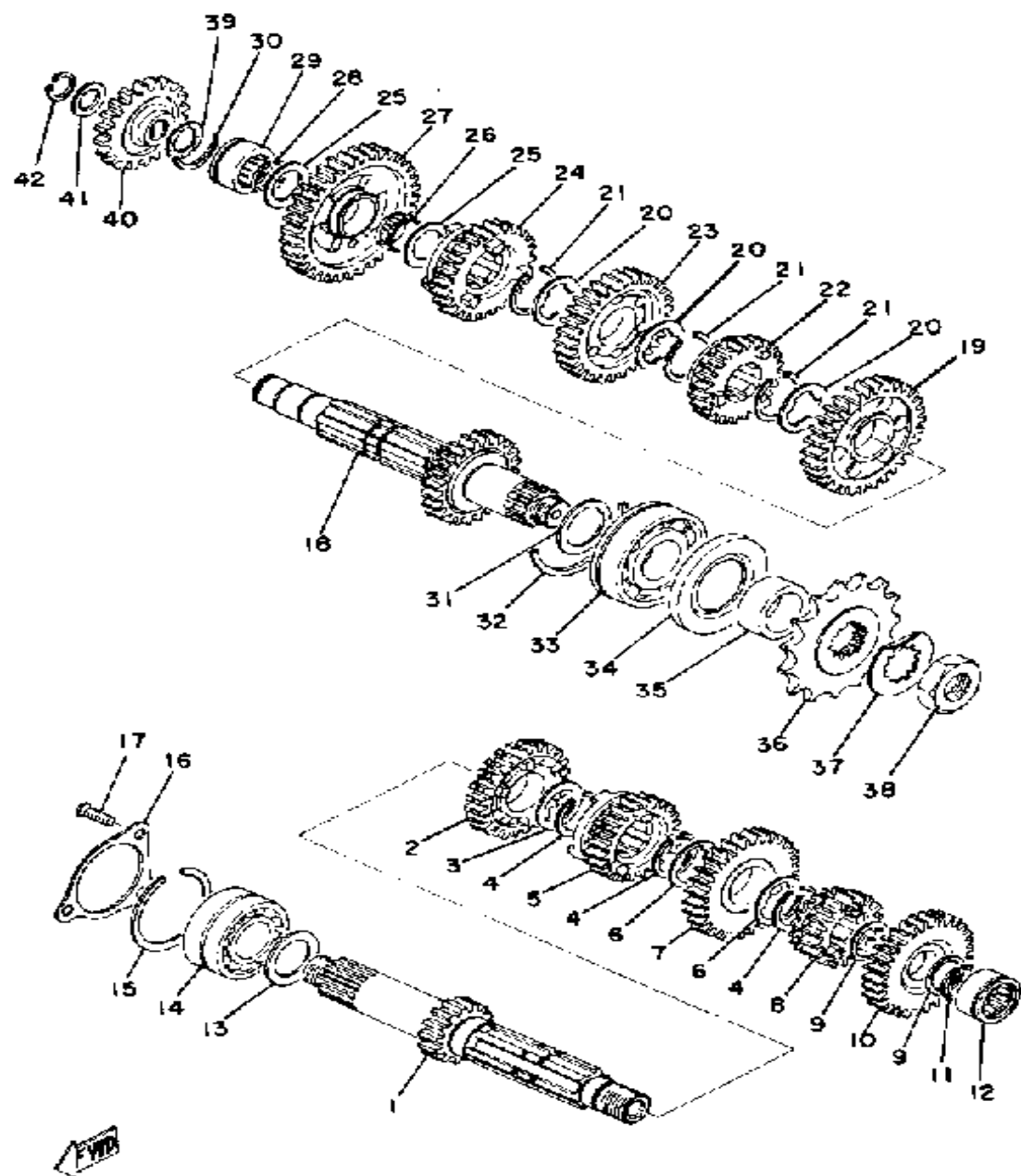
CONTINUED ON NEXT FRAME ➤



CLUTCH

Ref. No.	Part Number	Description	Qty	Remarks
30	132-16346-00-00	HOOK, SPRING	1	

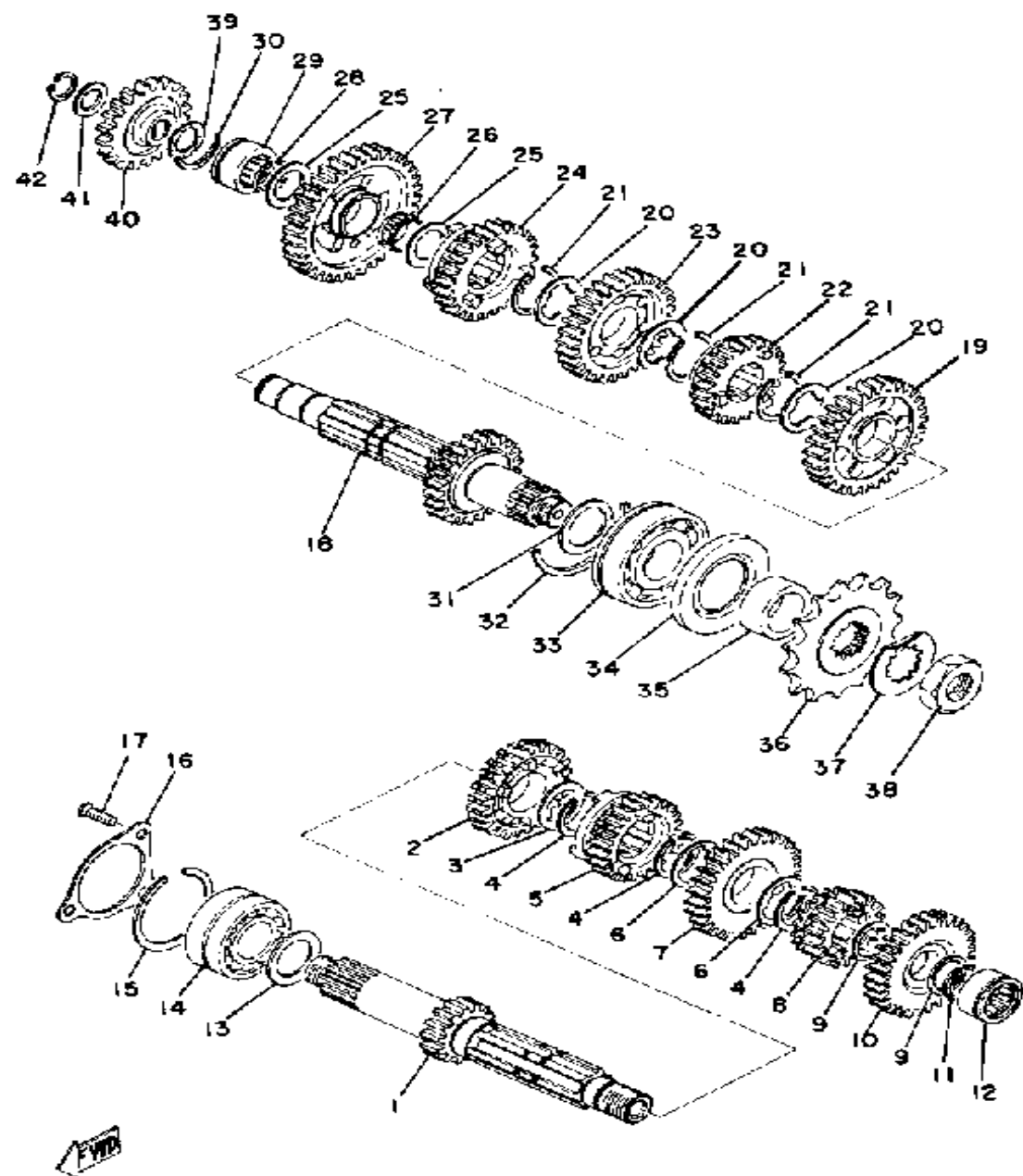
Clutch Friction Plate Thickness Std ~ Min.	3.0 ~ 2.7mm
Clutch Spring Length Std ~ Min.	35.4 ~ 35.4mm
Clutch Nut	18 x 1.0: 6.5 m·kg



TRANSMISSION

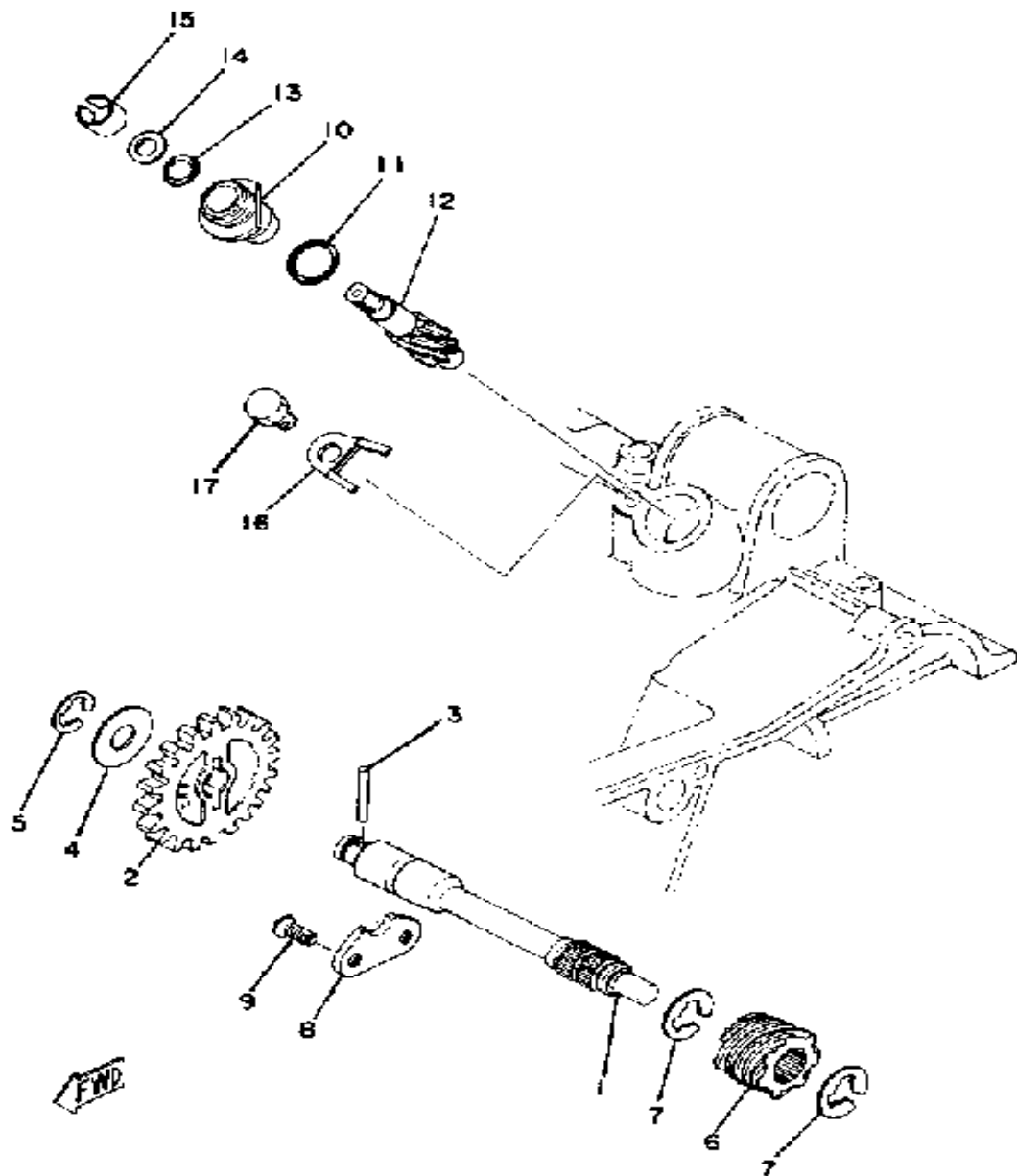
Ref. No.	Part Number	Description	Qty	Remarks
1	(1A0-17411-00-00)	AXLE, MAIN	1	
2	521-17141-00-00	GEAR, 4TH PINION	1	
3	90201-25490-00	WASHER, PLATE	1	
4	93440-25084-00	CIRCLIP	3	
5	1A1-17131-00-00	GEAR, 3RD PINION	1	
6	90209-21105-00	WASHER	2	
7	(2R8-17161-00-00)	GEAR, 6TH PINION	1	
8	1A1-17121-00-00	GEAR, 2ND PINION	1	
9	90201-20266-00	WASHER, PLATE (1.0T)	2	
10	(2R8-17151-00-00)	GEAR, 5TH PINION	1	
11	99009-20400-00	CIRCLIP	1	
12	93311-22027-00	BEARING, CYLINDRICAL	1	
13	168-17428-01-03	SHIM 2 (25-34-0.3)	1	U.R.
	168-17428-01-05	SHIM 2 (25-34-0.5)	1	U.R.
14	93305-20502-00	BEARING (93305-20508-00) ...	1	
15	93440-52009-00	CIRCLIP	1	
16	360-17471-00-00	PLATE, COVER	1	
17	98701-06014-00	SCREW, FLAT HEAD	3	
18	1A0-17420-00-00	DRIVE AXLE ASSEMBLY	1	
19	360-17221-00-00	GEAR, 2ND WHEEL	1	
20	90209-21105-00	WASHER	3	
21	93440-25084-00	CIRCLIP	3	
22	521-17261-00-00	GEAR, 6TH WHEEL	1	
23	360-17231-00-00	GEAR, 3RD WHEEL	1	
24	521-17241-00-00	GEAR, 4TH WHEEL	1	
25	90201-20276-00	WASHER, PLATE (1.0T)	2	
26	93310-22057-00	BEARING (K20-24X10 S)	1	
27	360-17211-00-00	GEAR, 1ST WHEEL	1	
28	99009-20400-00	CIRCLIP	1	

CONTINUED ON NEXT FRAME ➤



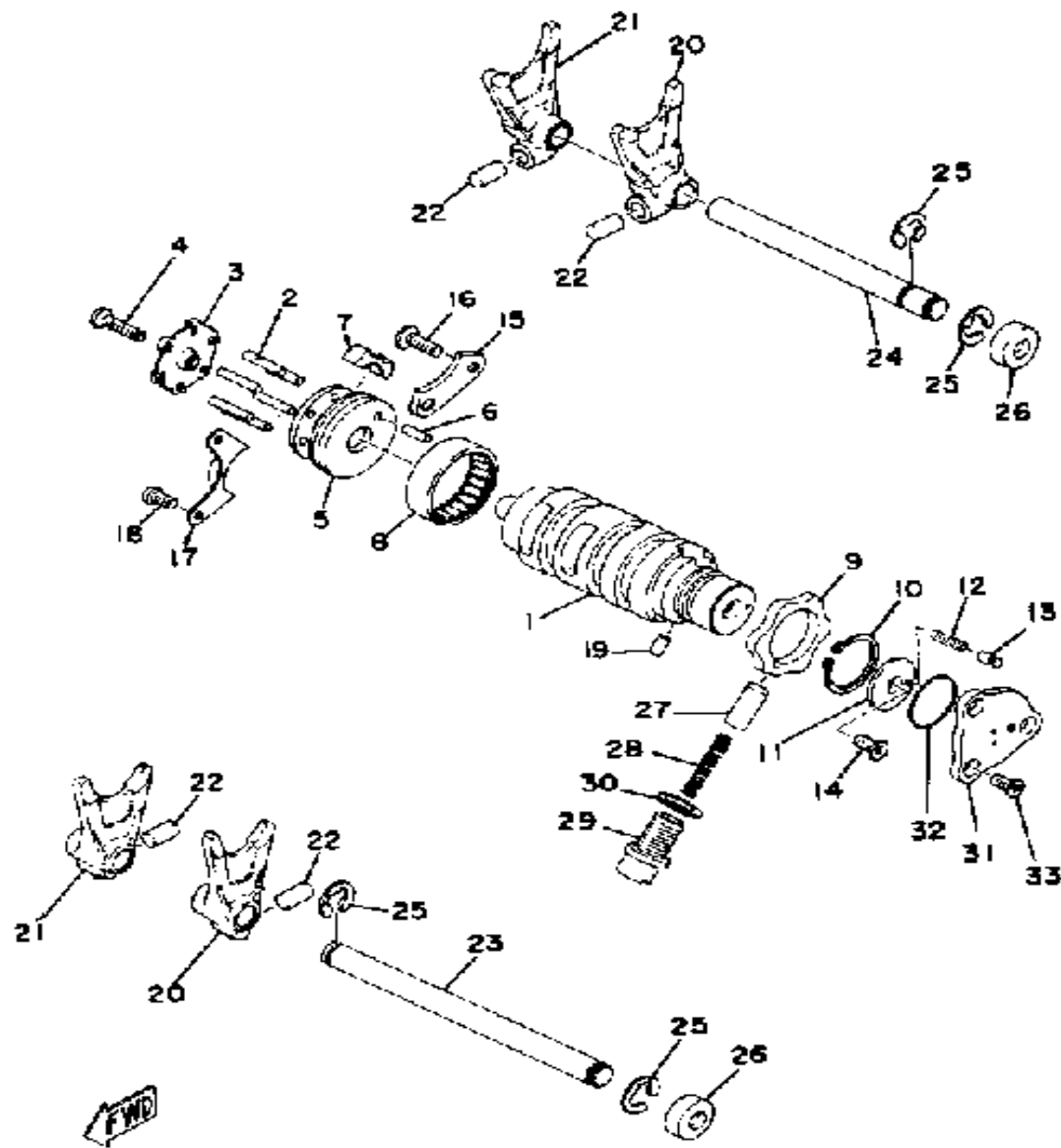
TRANSMISSION

Ref. No.	Part Number	Description	Qty	Remarks
29	93311-42045-00	BEARING (20NG3315NE)	1	
30	278-17425-00-00	CIRCLIP 2	1	
31	168-17428-01-03	SHIM 2 (25-34-0.3)	1	U.R.
	168-17428-01-05	SHIM 2 (25-34-0.5)	1	U.R.
32	278-17424-01-00	CIRCLIP 1	1	
33	93306-30506-00	BEARING (B6305N) (93306-30504-00)	1	
34	93102-35109-00	OIL SEAL (SD-35-62-6 HS)	1	
35	90387-25192-00	COLLAR	1	
36	93854-17127-00	SPROCKET, DRIVE 17T	1	
37	90215-21239-00	WASHER, LOCK	1	
38	90179-18020-00	NUT	1	
39	90206-15021-00	WASHER, WAVE	1	
40	2R8-15651-00-00	GEAR, KICK IDLE	1	
41	164-17417-00-10	SHIM 1 (1.0T)	1	
42	99009-15400-00	CIRCLIP	1	



TACHOMETER GEAR

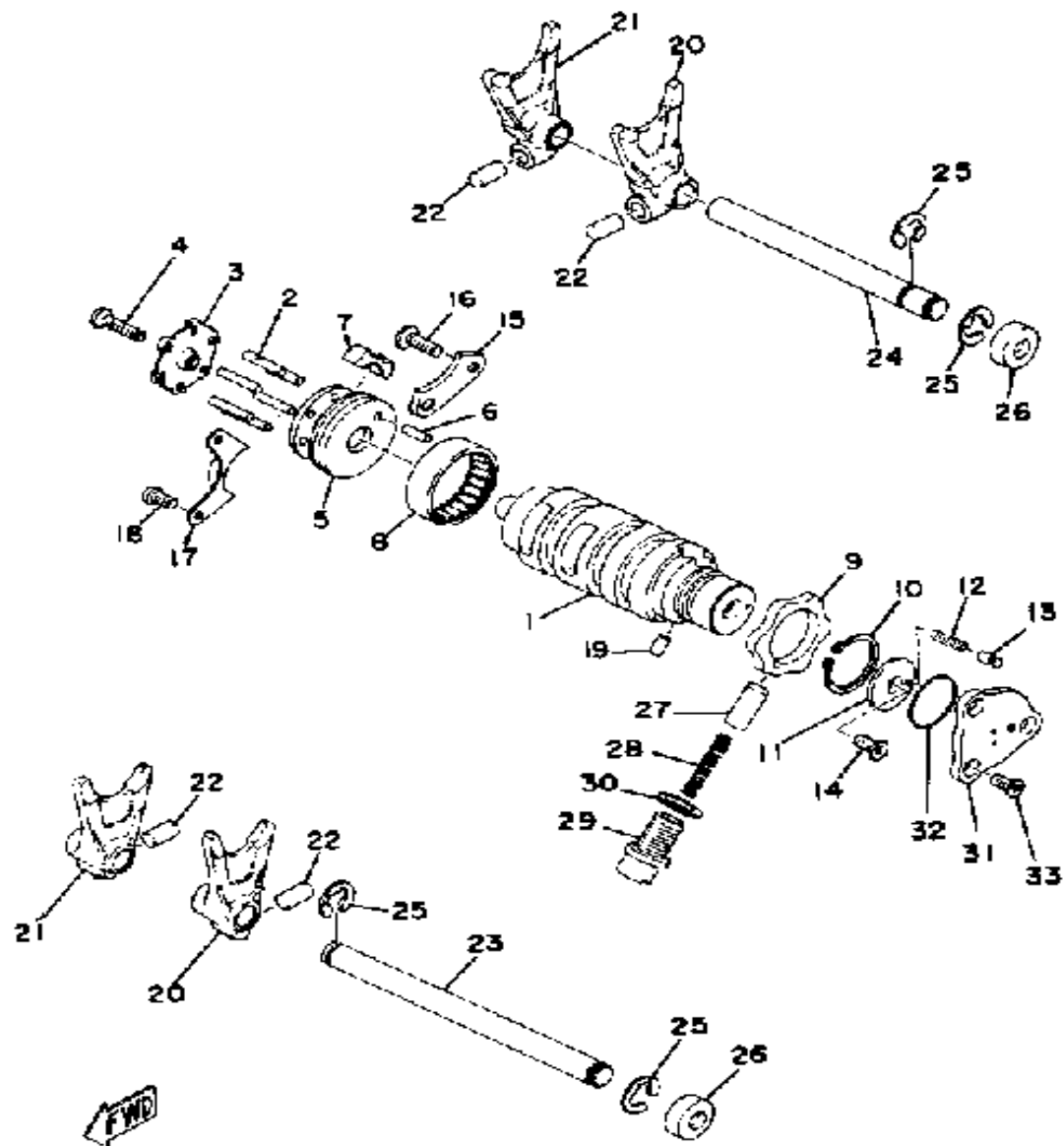
Ref. No.	Part Number	Description	Qty	Remarks
1	2R8-17861-00-00	AXLE, DRIVE GEAR	1	
2	2R9-17851-00-00	GEAR, PRIMARY	1	
3	93603-22028-00	PIN, DOWEL	1	
4	90201-105J4-00	WASHER, PLATE (90201-106H1)	1	
5	99001-08600-00	CIRCLIP	1	
6	2R8-17831-00-00	GEAR, DRIVE	1	
7	99006-10600-00	CIRCLIP	2	
8	(278-17812-00-00)	STOPPER	1	
9	98701-05012-00	SCREW, FLAT HEAD	2	
10	353-17810-00-00	HOUSING ASSEMBLY, TACH (214-17811-01)	1	
11	93210-13016-00	O-RING	1	
12	(2R8-17841-00-00)	GEAR, DRIVEN	1	
13	353-17816-00-00	SEAL, HOUSING	1	
14	214-17847-00-00	SHIM (7.5-10.8-0.4)	1	
15	90383-10005-00	BUSH, FORMED (214-17815-00) 0 1	1	
16	5U7-17812-00-00	STOPPER	1	
17	97011-06010-00	BOLT	1	



SHIFTER 1

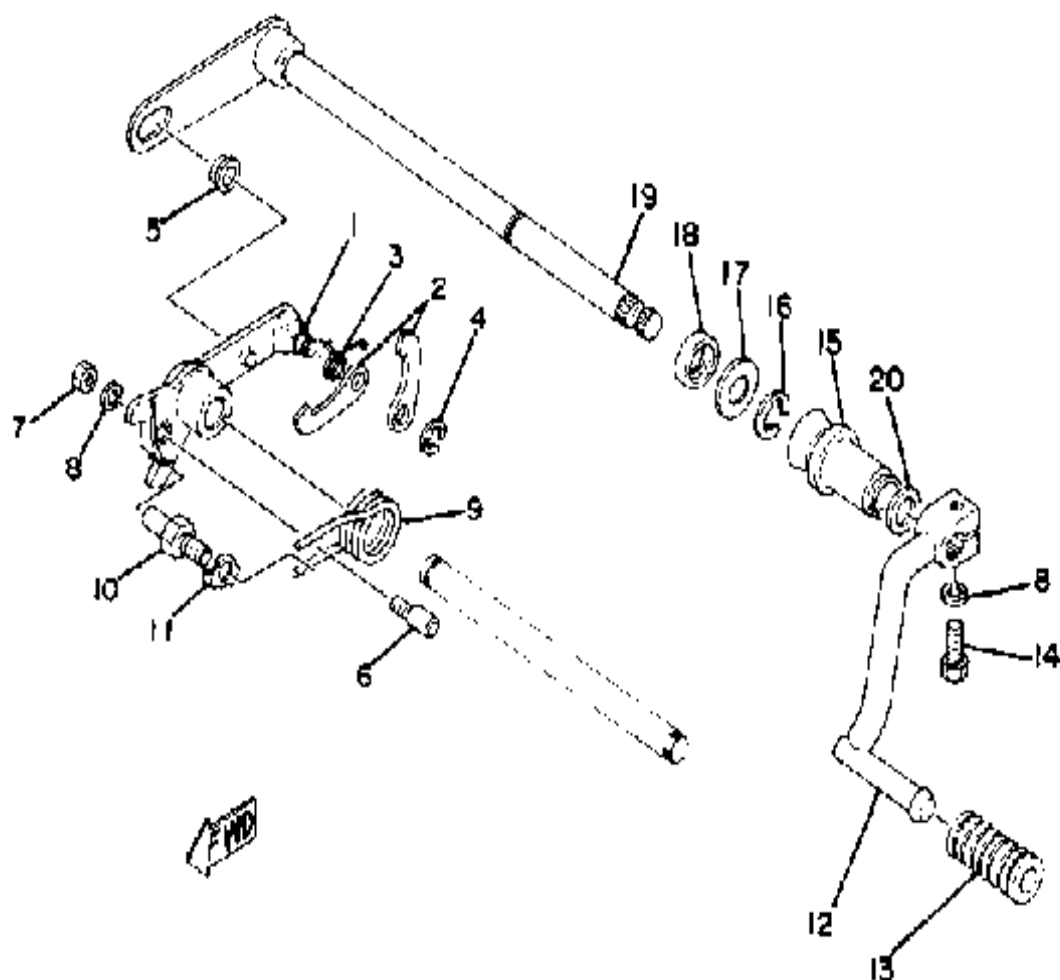
Ref. No.	Part Number	Description	Qty	Remarks
1	(360-18541-00-00)	CAM, SHIFT	1	
2	93604-22050-00	PIN, DOWEL	6	
3	328-18561-00-00	PLATE, SIDE 1	1	
4	98701-05020-00	SCREW, FLAT HEAD	1	
5	(328-18185-00-00)	SEGMENT	1	
6	93604-14012-00	PIN, DOWEL	1	
7	(328-18352-10-00)	PLATE, PAWL	1	
8	93315-23612-00	BEARING	1	
9	360-18141-01-00	PLATE, STOPPER	1	
10	99009-30400-00	CIRCLIP	1	
11	278-18566-00-00	PLATE, SIDE 2	1	
12	90501-06022-00	SPRING, COMPRESSION	1	
13	278-18542-00-00	POINT, NEUTRAL	1	
14	98701-05012-00	SCREW, FLAT HEAD	1	
15	(328-18562-00-00)	PLATE, STOPPER 2	1	
16	98701-06014-00	SCREW, FLAT HEAD	2	
17	328-18179-00-00	GUIDE	1	
18	98580-05010-00	SCREW, PAN HEAD	2	
19	93604-08071-00	PIN, DOWEL	1	
20	328-18511-01-00	FORK, SHIFT 1	2	
21	328-18512-01-00	FORK, SHIFT 2	2	
22	90250-08017-00	PIN, STRAIGHT	4	
23	278-18531-00-00	BAR, SHIF FRK GDE 1	1	
24	(278-18535-00-00)	BAR, SHIF FRK GDE 2	1	
25	99006-10600-00	CIRCLIP	4	
26	90338-22021-00	PLUG, SPEC'L SHAPE (371-18149-00)	2	
27	278-18547-02-00	STOPPER, CAM	1	
28	90501-10062-00	SPRING, COMPRESSION	1	

CONTINUED ON NEXT FRAME ➤



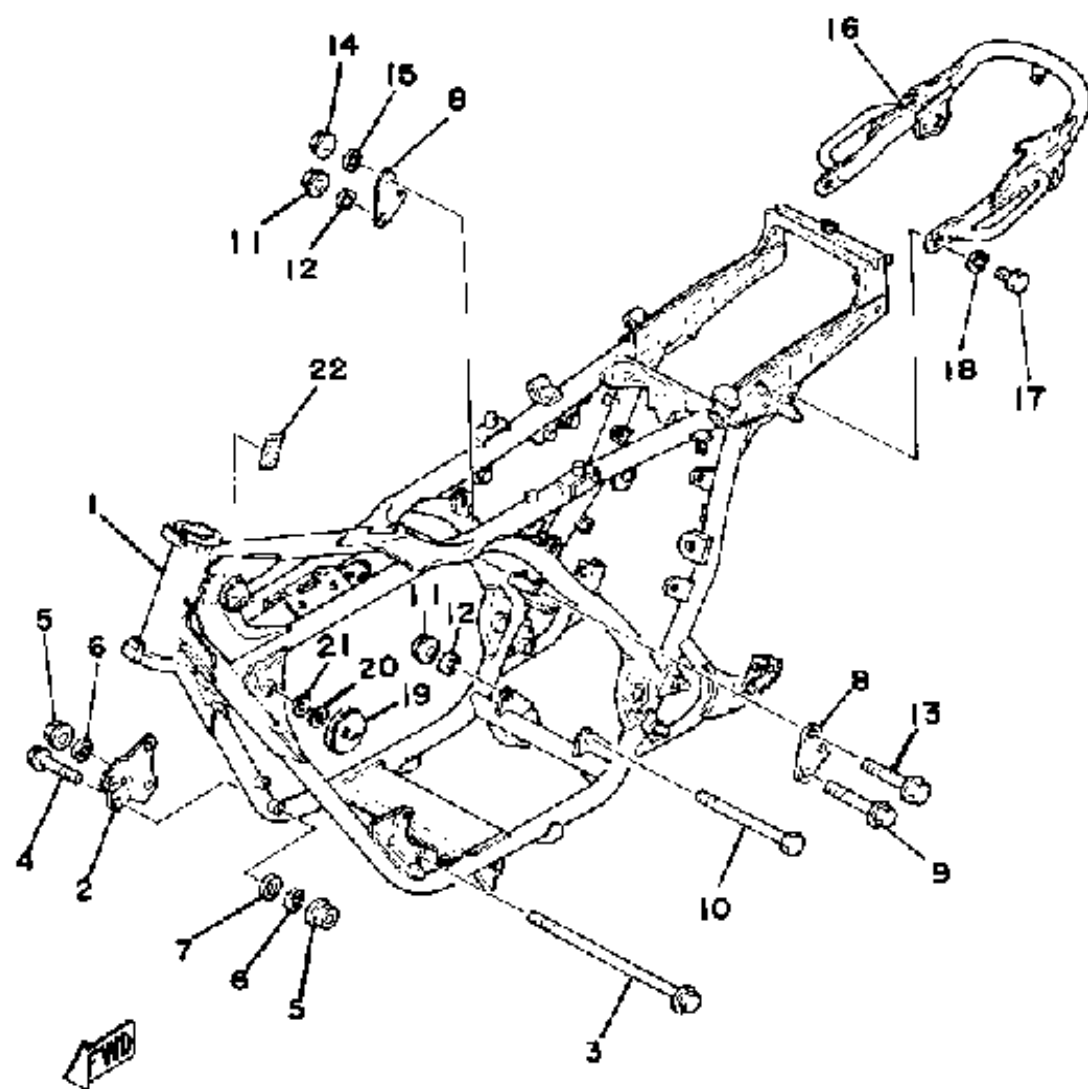
SHIFTER 1

Ref. No.	Part Number	Description	Qty	Remarks
29	90149-14031-00	SCREW, SPEC'L SHAPE	1	
30	137-15353-00-00	GASKET, DRAIN	1	
31	1L9-82540-00-00	NEUTRAL SWITCH ASSEMBLY	1	
32	93210-29147-00	O-RING	1	
33	98701-05012-00	SCREW, FLAT HEAD	3	



SHIFTER 2

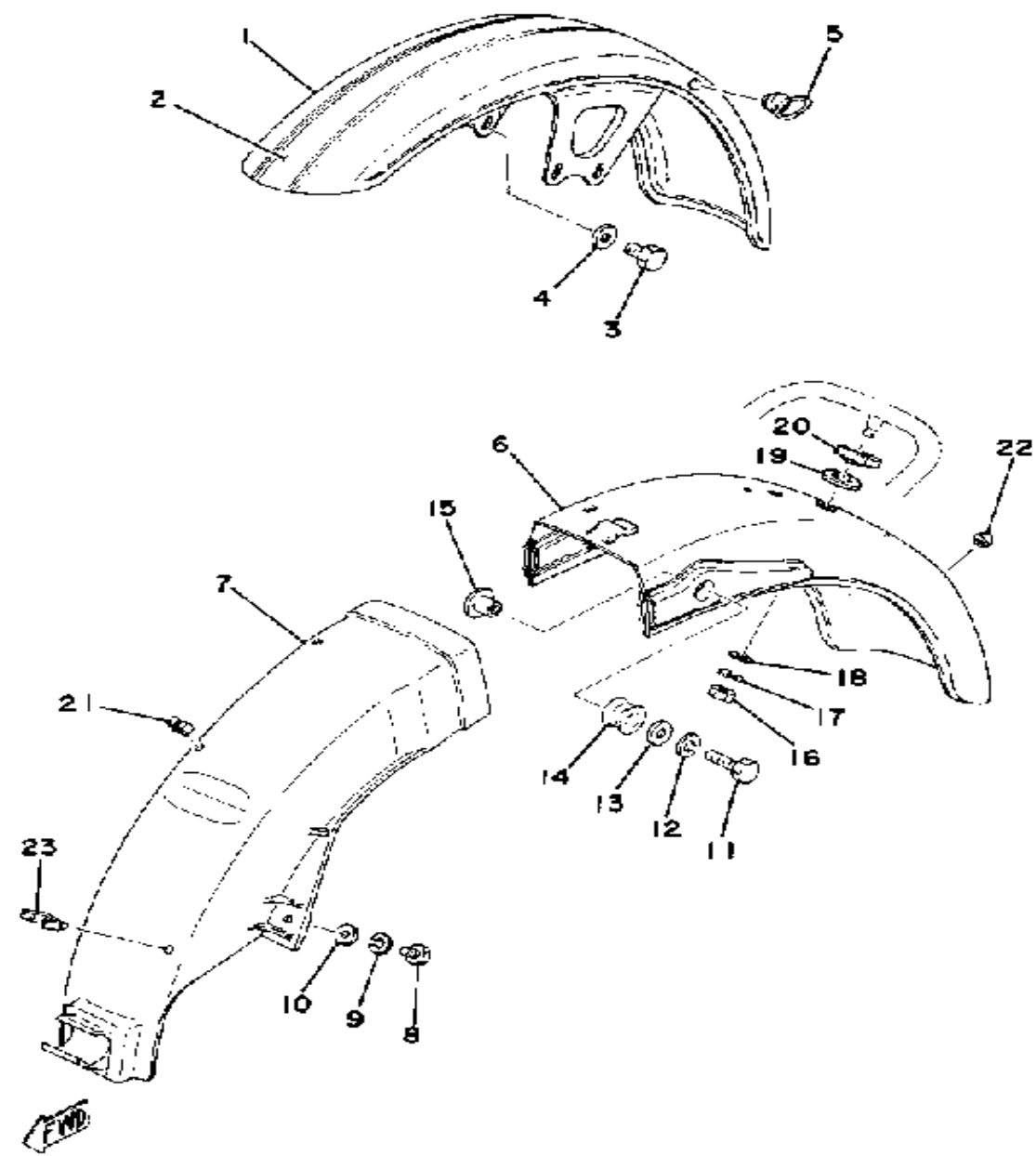
Ref. No.	Part Number	Description	Qty	Remarks
1	(2R8-18128-00-00)	BRACKET	1	
2	(328-18151-00-00)	LEVER, SHIFT 3	2	
3	90508-08007-00	SPRING, TORSION (214-18123-00)	1	
4	99080-07600-00	CIRCLIP (E)	1	
5	214-18178-00-00	ROLLER, SHIFT LEVER	1	
6	90149-06017-00	SCREW, SPEC'L SHAPE (214-18186-00)	1	
7	95380-06600-00	NUT	1	
8	92995-06100-00	WASHER, SPRING	2	
9	90508-32055-00	SPRING, TORSION	1	
10	278-18127-00-00	STOPPER, SCREW	1	
11	90215-08015-00	WASHER, LOCK (214-18139-00)	1	
12	2R9-18111-00-93	PEDAL, SHIFT	1	
13	132-18113-01-00	COVER, SHIFT PEDAL	1	
14	97011-06020-00	BOLT	1	
15	278-18131-00-00	BOOT, SEALING	1	
16	99006-10600-00	CIRCLIP	1	
17	90201-12575-00	WASHER, PLATE	1	
18	93102-12321-00	OIL SEAL, SD-TYPE	1	
19	2R8-18101-00-00	SHIFT SHAFT ASSEMBLY 1 ..	1	
20	93104-11056-00	OIL SEAL, SO-TYPE	1	



FRAME

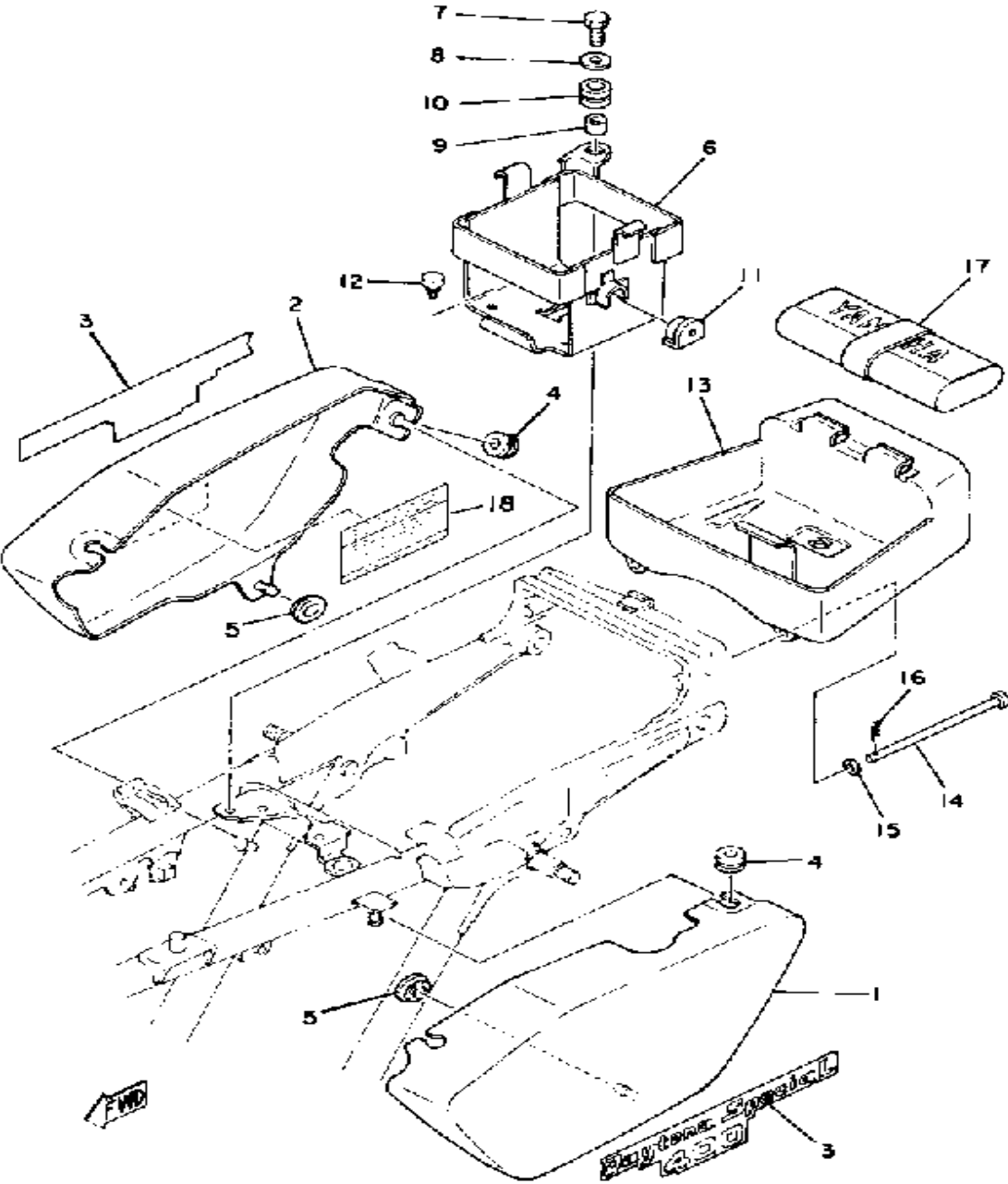
Ref. No.	Part Number	Description	Qty	Remarks
1	(2V0-21110-00-33)	FRAME	1	YAMAHA BLACK
2	1A0-21317-00-33	STAY, ENGINE 4	1	YAMAHA BLACK
3	90105-08033-00	BOLT, WASHER BASED	2	
4	95811-08055-00	BOLT, FLANGE	2	
5	95701-08500-00	NUT, FLANGE	4	
6	(1A0-21645-10-00)	STAY, REAR	1	
	92990-08100-00	WASHER	4	
7	92990-08200-00	WASHER, PLAIN	2	
8	1A1-21315-00-00	STAY, ENGINE 2	2	
9	95811-10070-00	BOLT, flange (95812-10070-00)	1	
10	90101-10313-00	BOLT	1	
11	95701-10500-00	NUT, FLANGE (95702-10500) ..	2	
12	92990-10100-00	WASHER, SPRING	2	
13	95811-08070-00	BOLT, FLANGE	2	
14	95701-08500-00	NUT, FLANGE	2	
15	92990-08100-00	WASHER	2	
17	97313-08020-00	BOLT, HEXAGON	2	
18	92990-08100-00	WASHER	2	
19	355-85111-01-00	REFLECTOR, FRONT 1	2	
20	92990-05100-00	WASHER, SPRING	2	
21	92990-05200-00	WASHER, PLAIN	2	
22	(2F5-21181-01-00)	PLATE, APPROVAL NO	1	

FRONT FENDER - REAR FENDER

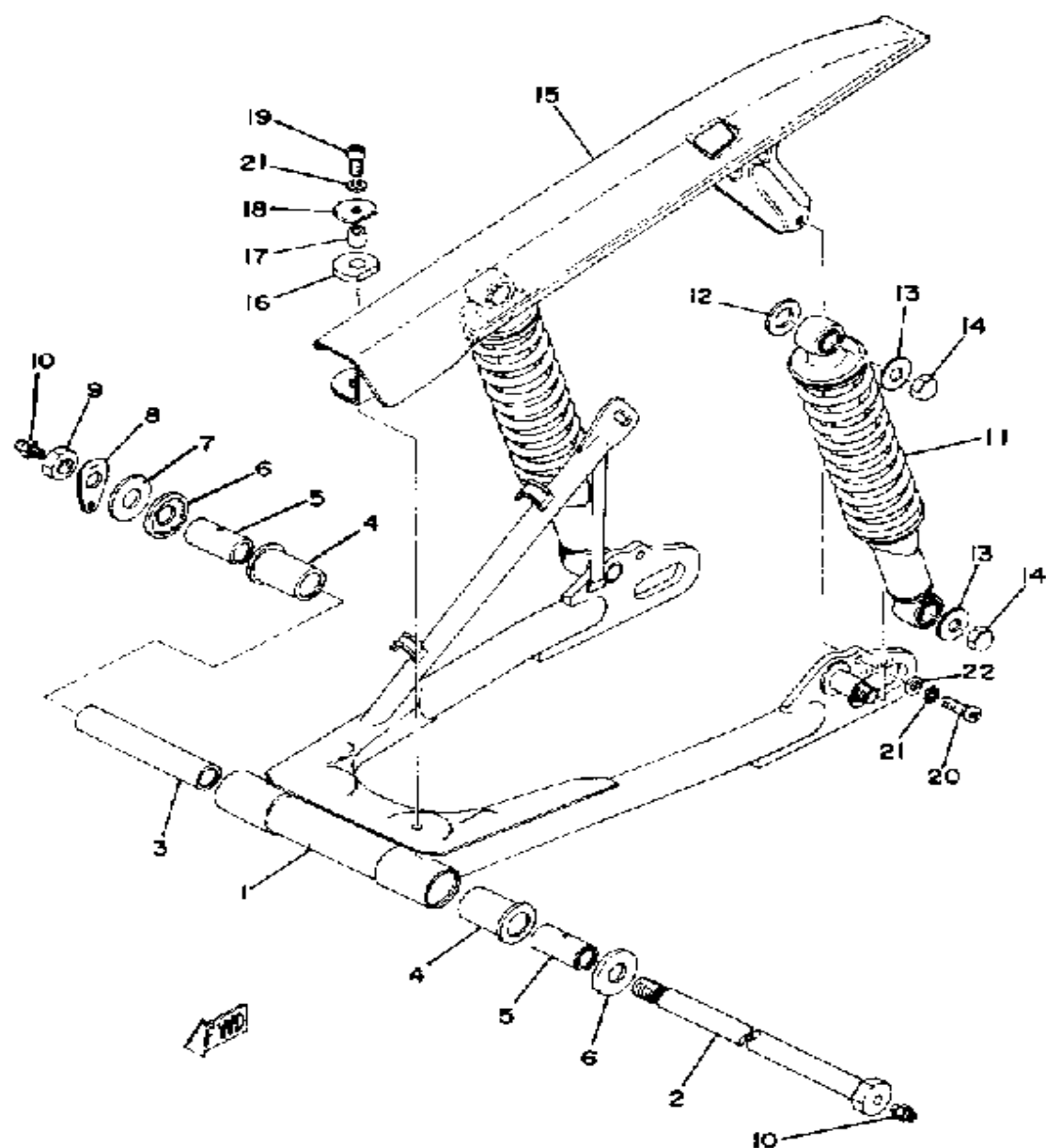


Ref. No.	Part Number	Description	Qty	Remarks
1	1A0-21510-02-Y9	FENDER, FRONT	1	NEW PEARL WHT
2	(2V0-21571-00-00)	GRAPHIC, FRT FNDR 1	1	
3	97313-08018-00	BOLT, HEXAGON (97301-08016)	4	
4	92990-08200-00	WASHER, PLAIN	4	
5	1A0-21518-00-00	HOLDER, CABLE	1	
6	1A0-21610-11-98	FENDER, REAR	1	LOW GLOSS BLK
7	(1A0-21629-01-00)	GUARD, MUD	1	
8	97313-06016-00	BOLT, HEXAGON	2	
9	92995-06100-00	WASHER, SPRING	2	
10	92901-06600-00	WASHER	2	
11	97301-10035-00	BOLT, HEXAGON	2	
12	92990-10100-00	WASHER, SPRING	2	
13	92990-10600-00	WASHER, PLATE	2	
14	168-21639-00-00	DAMPER 2	2	
15	90179-10220-00	NUT, SPEC'L SHAPE	2	
16	95380-06600-00	NUT	1	
17	92995-06100-00	WASHER, SPRING	1	
18	90201-06073-00	WASHER, PLATE	1	
19	(90202-15105-00)	WASHER, PLATE	1	
20	(1A2-21638-00-00)	DAMPER 1	1	
21	90464-08020-00	CLAMP	2	
22	170-21746-00-00	DAMPER	2	
23	90464-16025-00	CLAMP	1	

SIDE COVER - BOX

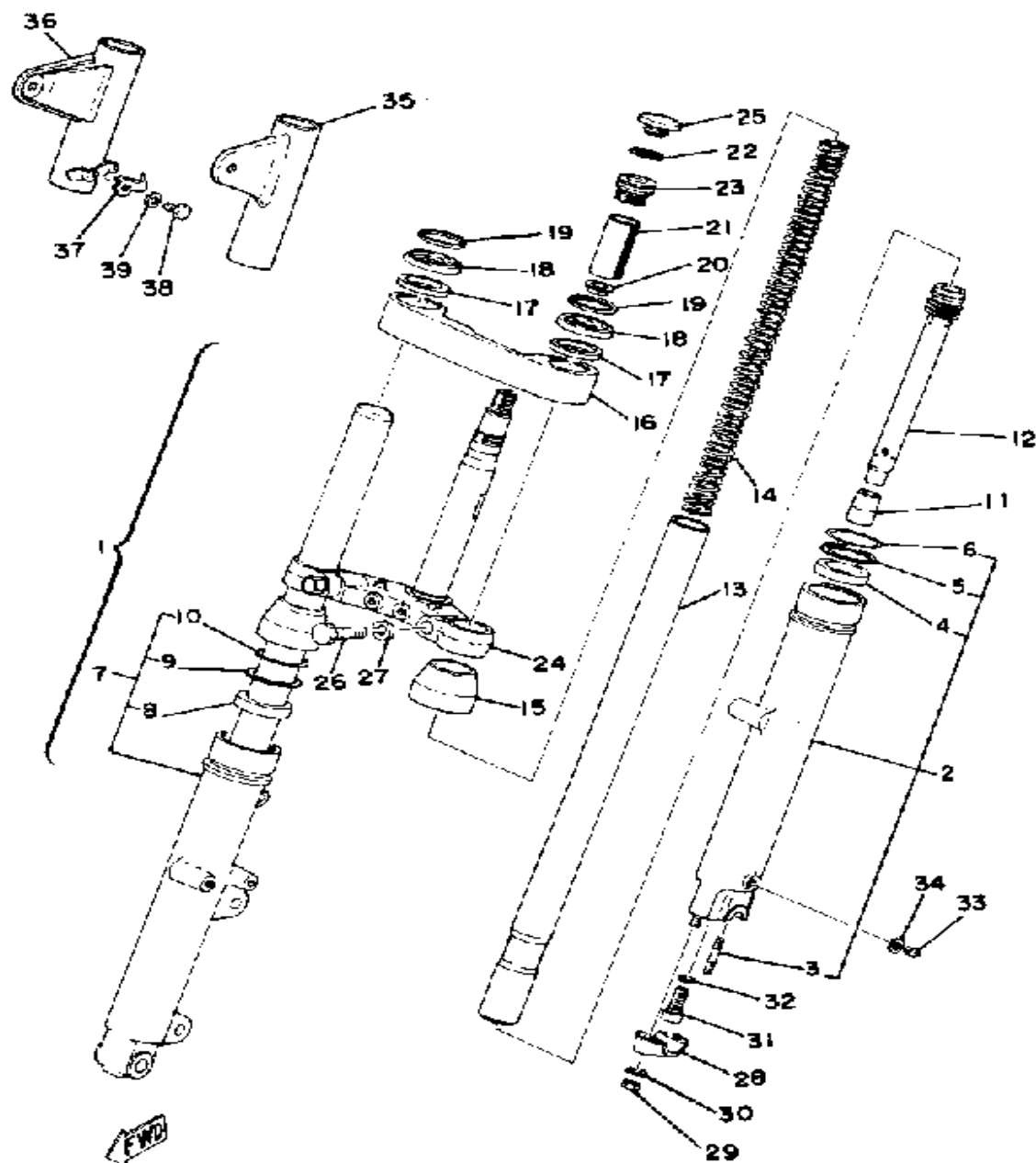


Ref. No.	Part Number	Description	Qty	Remarks
1	2V0-21711-00-Y9	COVER, SIDE 1	1	NEW PEARL WHT
2	2V0-21721-00-Y9	COVER, SIDE 2	1	NEW PEARL WHT
3	2V0-21783-00-00	EMBLEM 3	2	
4	90480-12053-00	GROMMET	4	
5	90480-01401-00	GROMMET	2	
6	(2V0-21170-00-00)	BOX, BATT.	1	
7	97011-06025-00	BOLT (97001-06025)	1	
8	90201-06067-00	WASHER, PLATE	1	
9	90387-07390-00	COLLAR	1	
10	90480-14023-00	GROMMET	1	
11	1A0-21746-01-00	DAMPER	2	
12	141-21717-00-00	DAMPER	4	
13	2V0-21107-00-00	TOOL BOX	1	
14	91701-05120-00	PIN, CLEVIS	2	
15	92901-05600-00	WASHER, PLATE	2	
16	90468-10050-00	CLIP	2	
17	1KT-W2810-00-00	TOOL KIT	1	
18	(2V0-21683-00-00)	PLATE, SPEC	1	



REAR ARM- REAR CUSHION - CHAIN CA

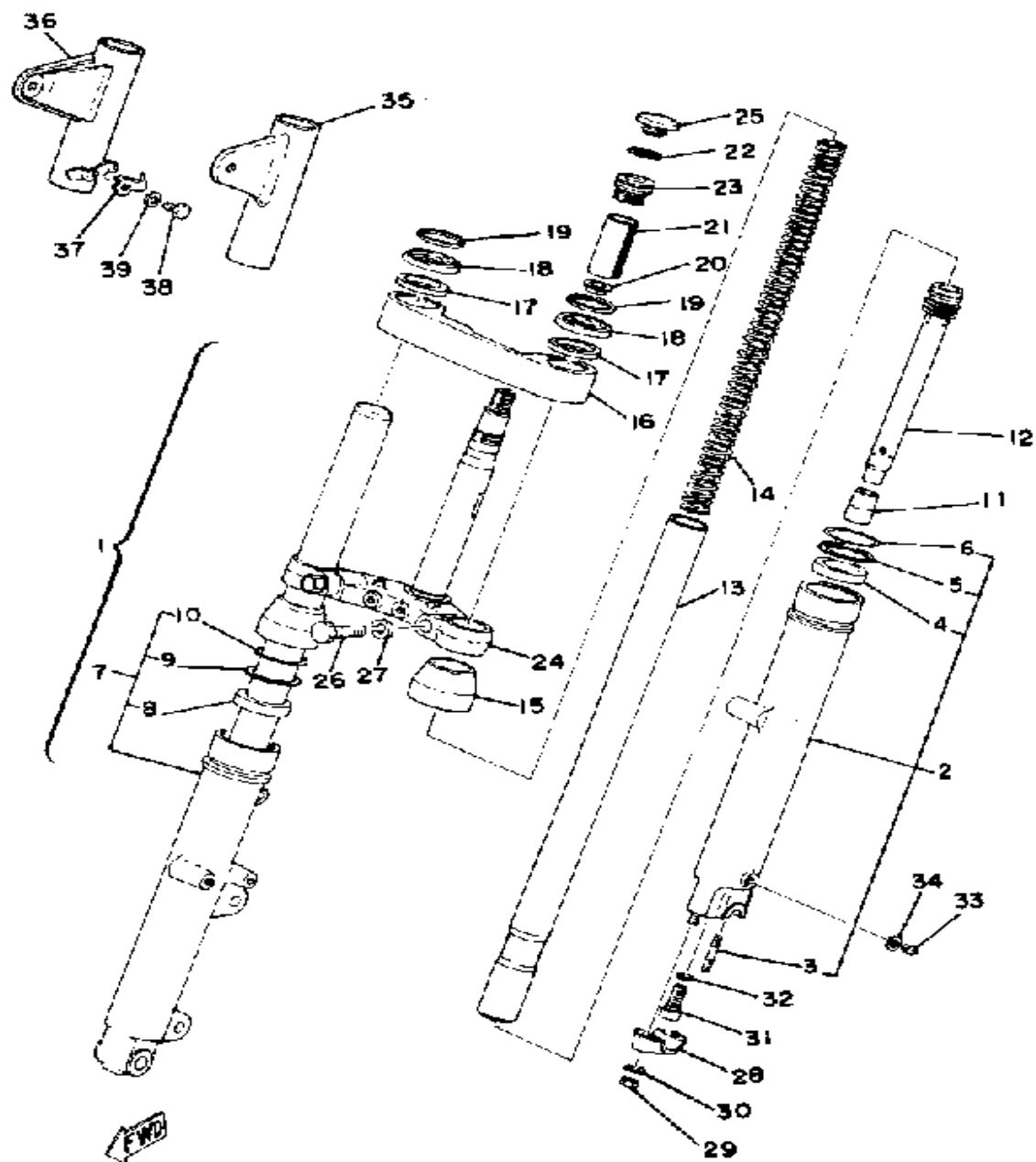
Ref. No.	Part Number	Description	Qty	Remarks
1	(2R8-22110-00-33)	REAR ARM	1	YAMAHA BLACK
2	2R8-22141-00-00	SHAFT, PIVOT	1	
3	90387-16128-00	COLLAR (150-22126-00)	1	
4	90386-22018-00	BUSH, SPEC'L NYLON (148-22123-00)	2	
5	90387-16226-00	COLLAR (150-22124-00)	2	
6	1A0-22128-00-00	COVER, THRUST 1	2	
7	240-22127-00-00	SHIM	1	
8	1A0-22149-00-00	WASHER, LOCK	1	
9	90170-14403-00	NUT	1	
10	93700-06M03-00	NIPPLE, GREASE	2	
11	(1A1-22210-22-33)	SHK/ABS ASSEMBLY, REAR .	2	YAMAHA BLACK
12	90201-14218-00	WASHER, PLATE	2	
13	90201-10437-00	WASHER, PLATE	4	
14	90176-10013-00	NUT, CROWN	4	
15	1A0-22311-00-33	CASE, CHAIN	1	YAMAHA BLACK
16	278-22332-00-00	DAMPER, CHAIN CASE	1	
17	90387-062N2-00	COLLAR	1	
18	90209-06034-00	WASHER, SPEC'L SHAP	1	
19	98580-06020-00	SCREW	1	
20	98580-06018-00	SCREW, PAN HEAD	1	
21	92995-06100-00	WASHER, SPRING	2	
22	92901-06600-00	WASHER	1	



FRONT FORK

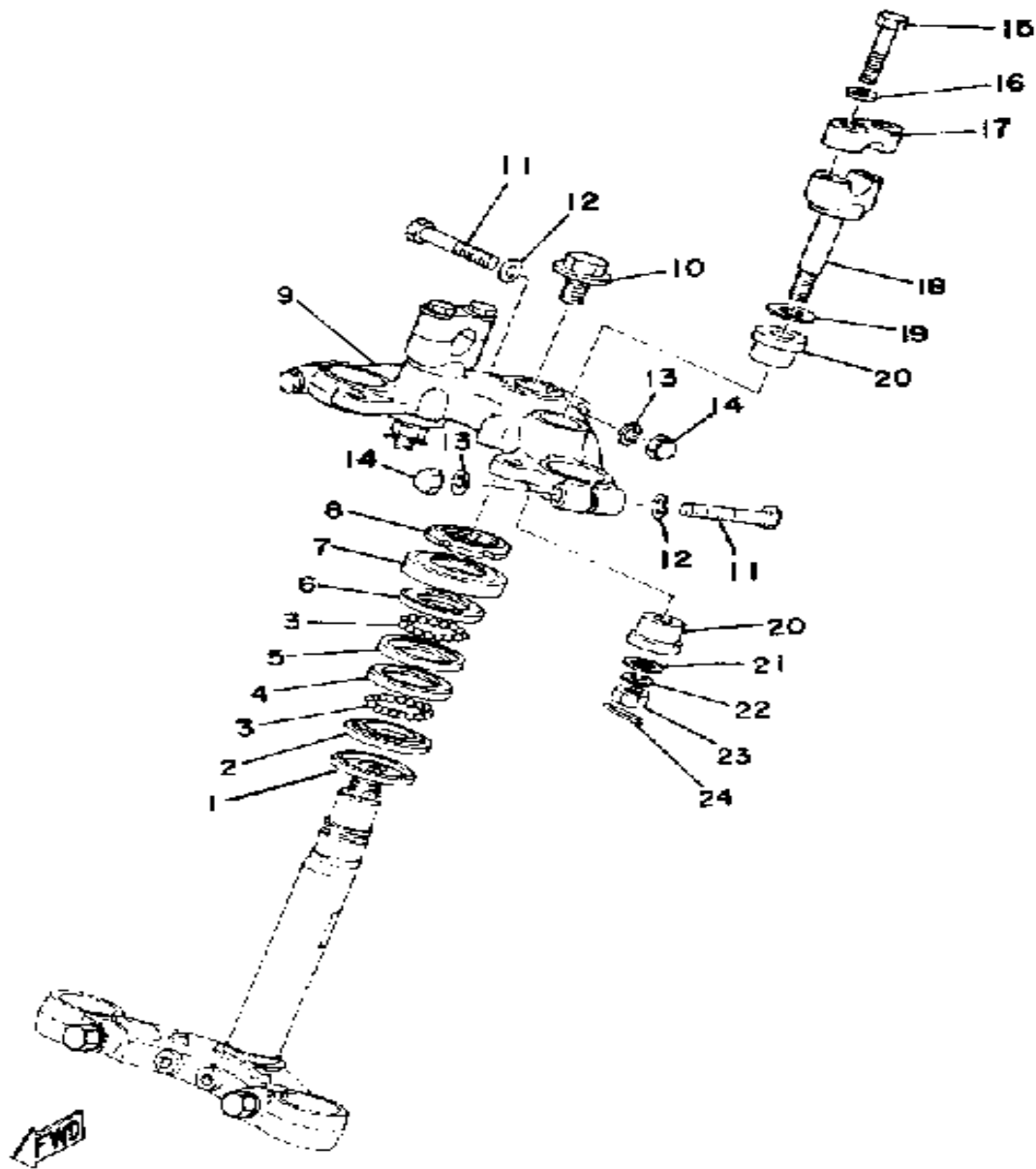
Ref. No.	Part Number	Description	Qty	Remarks
1	(2V0-23101-00-00)	FRONT FORK ASSEMBLY	1	
2	(2R8-23126-00-38)	TUBE, OUTER 1	1	
3	90116-08261-00	. . BOLT, STUD	2	
4	1T3-23145-00-00	. . OIL SEAL	1	
5	341-23146-50-00	. . WASHER, OIL SEAL	1	
6	341-23156-50-00	. . CLIP, OIL SEAL	1	
7	(2R8-23136-00-38)	TUBE, OUTER 2	1	
8	1T3-23145-00-00	. . OIL SEAL	1	
9	341-23146-50-00	. . WASHER, OIL SEAL	1	
10	341-23156-50-00	. . CLIP, OIL SEAL	1	
11	1W1-23173-L0-00	. SPINDLE, TAPER	2	
12	(2R8-23170-00-00)	CYLINDER, FRTFRK	2	
13	2R8-23110-00-00	. INNER TUBE 1	2	
14	2J2-23141-00-00	. SPRING, FRONT FORK	2	
15	1T3-23144-50-00	. SEAL, DUST	2	
16	(2R8-23122-00-00)	COVER, OUTER 1	1	
17	291-23163-61-00	. GASKET (LAMP STAY)	2	
18	2R8-23116-00-00	. GUIDE, COVER LOWER	2	
19	(2R8-23115-00-00)	GUIDE, COVER UPPER	2	
20	583-23142-00-00	. SEAT, SPRING UPPER	2	
21	(1U6-23118-M0-00)	SPACER	2	
22	240-23114-00-00	. GASKET	2	
23	1U6-23111-M1-00	. BOLT, CAP (1U6-23111-M0) . .	2	
24	(2V0-23340-00-33)	UNDER BRACKET	1	YAMAHA BLACK
25	1U6-23168-M1-00	. CAP, FRONT FORK	2	
26	306-23346-60-00	. BOLT 1	2	
27	92901-12100-00	. WASHER, SPRING	2	
28	291-23167-61-00	. HOLDER, AXLE (291-23167-60)	1	
29	90185-08089-00	. NUT, SELF-LOCKING	2	

CONTINUED ON NEXT FRAME ➤



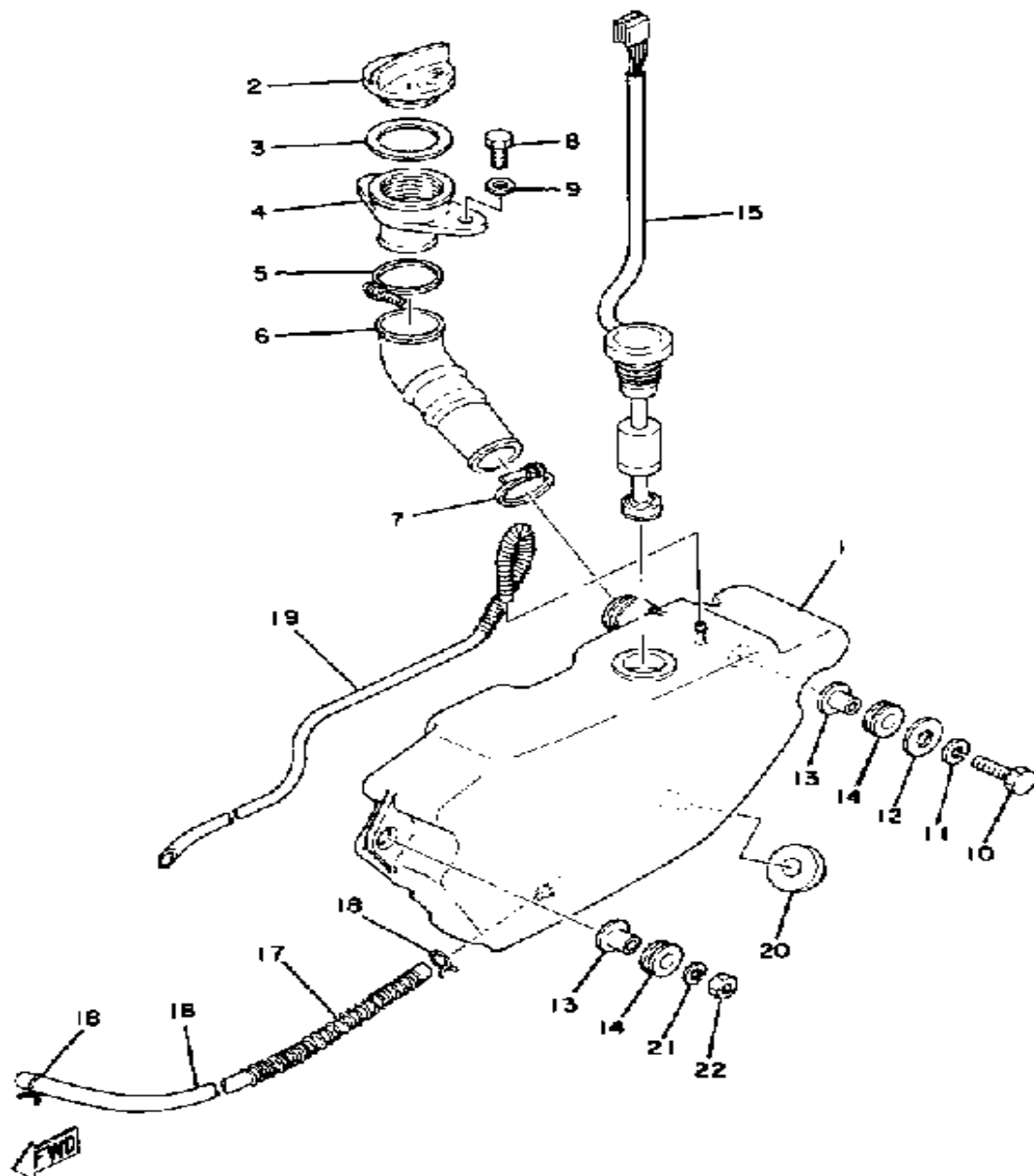
FRONT FORK

Ref. No.	Part Number	Description	Qty	Remarks
30	92901-08600-00	. WASHER	2	
31	278-23181-50-00	. BOLT, HEXAGON SOCKET HEAD	2	
32	509-23158-L0-00	. GASKET	2	
33	98580-04008-00	. SCREW, PAN HEAD	2	
34	122-23129-00-00	. GASKET, DRAIN PLUG	2	
35	2V0-23121-00-33	COVER, UPPER 1	1	YAMAHA BLACK
36	2V0-23131-00-33	COVER, UPPER 2	1	YAMAHA BLACK
37	1A0-23164-00-00	STAY, LIGHT GUARD	1	
38	97013-06012-00	BOLT	1	
39	92995-06100-00	WASHER, SPRING	1	



STEERING

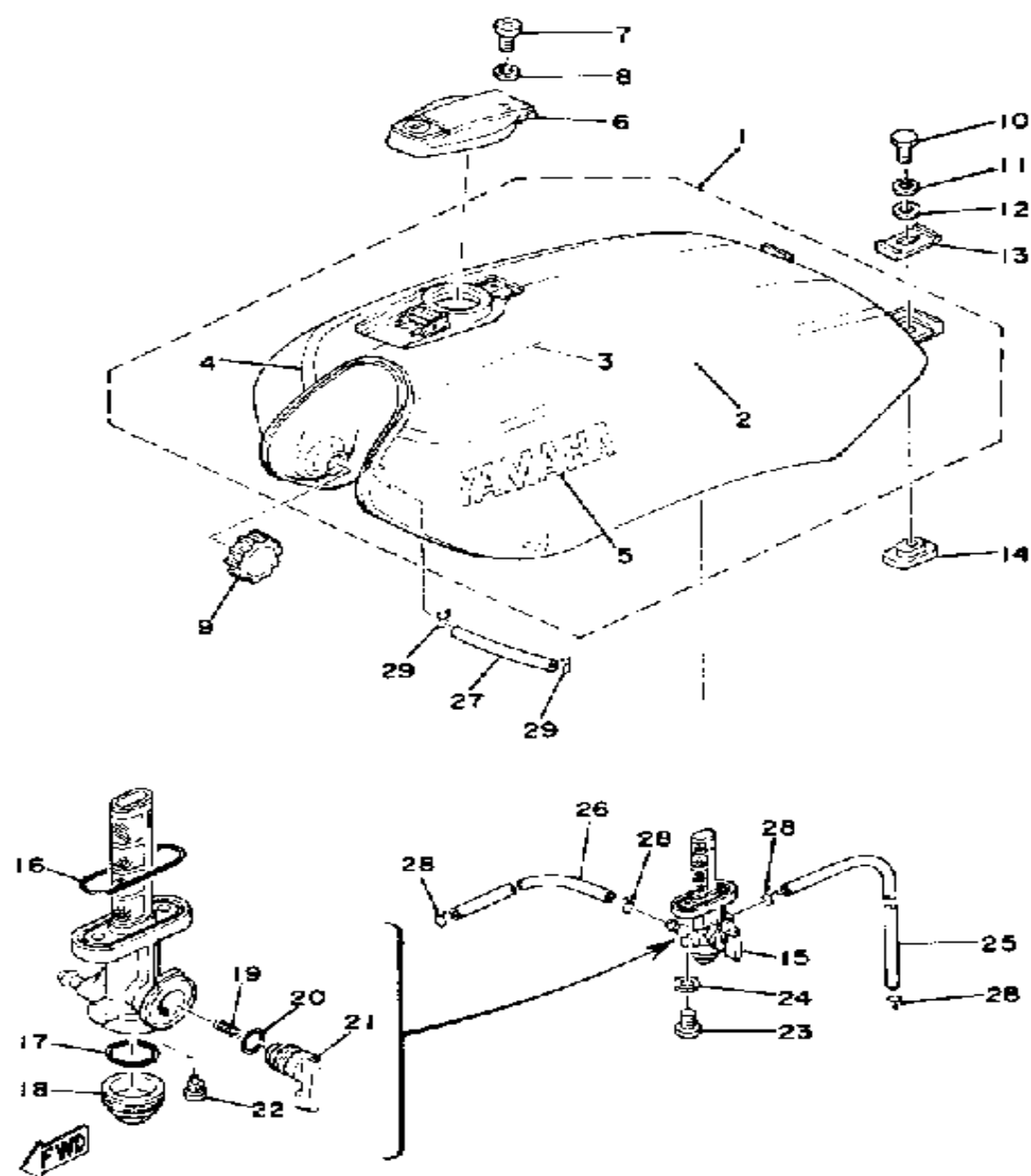
Ref. No.	Part Number	Description	Qty	Remarks
1	164-23462-00-00	SEAL, STEERING	1	
2	156-23411-00-00	RACE, BALL 1	1	
3	93501-04011-00	BALL	38	
4	156-23412-00-00	RACE, BALL 2	1	
5	183-23412-00-00	RACE, BALL 2	1	
6	183-23411-00-00	RACE, BALL 1	1	
7	136-23415-00-00	COVER, BALL RACE 1	1	
8	90179-25033-00	NUT	1	
9	(2V0-23435-00-98)	CROWN, HANDLE	1	LOW GLOSS BLK
10	90105-14102-00	BOLT, WASHER BASED	1	
11	97313-08055-00	BOLT, HEXAGON	3	
12	92901-08600-00	WASHER	3	
13	92990-08100-00	WASHER	3	
14	95303-08800-00	NUT (CROWN) (95301-08800) ..	3	
15	90106-08032-00	BOLT, DOME HEAD	4	
16	92901-08600-00	WASHER	4	
17	1E6-23441-00-00	HOLDER, HANDLE UPR	2	LOW GLOSS BLK
18	1E6-23442-00-00	HOLDER, HANDLE LWR	2	
19	90201-12195-00	WASHER, PLATE	2	
20	90385-12027-00	BUSH, SPEC'L RUBBER	4	
21	90201-10146-00	WAHSER, PLAIN	2	
22	92990-10100-00	WASHER, SPRING	2	
23	95303-10700-00	NUT	2	
24	90468-12006-00	CLIP	2	



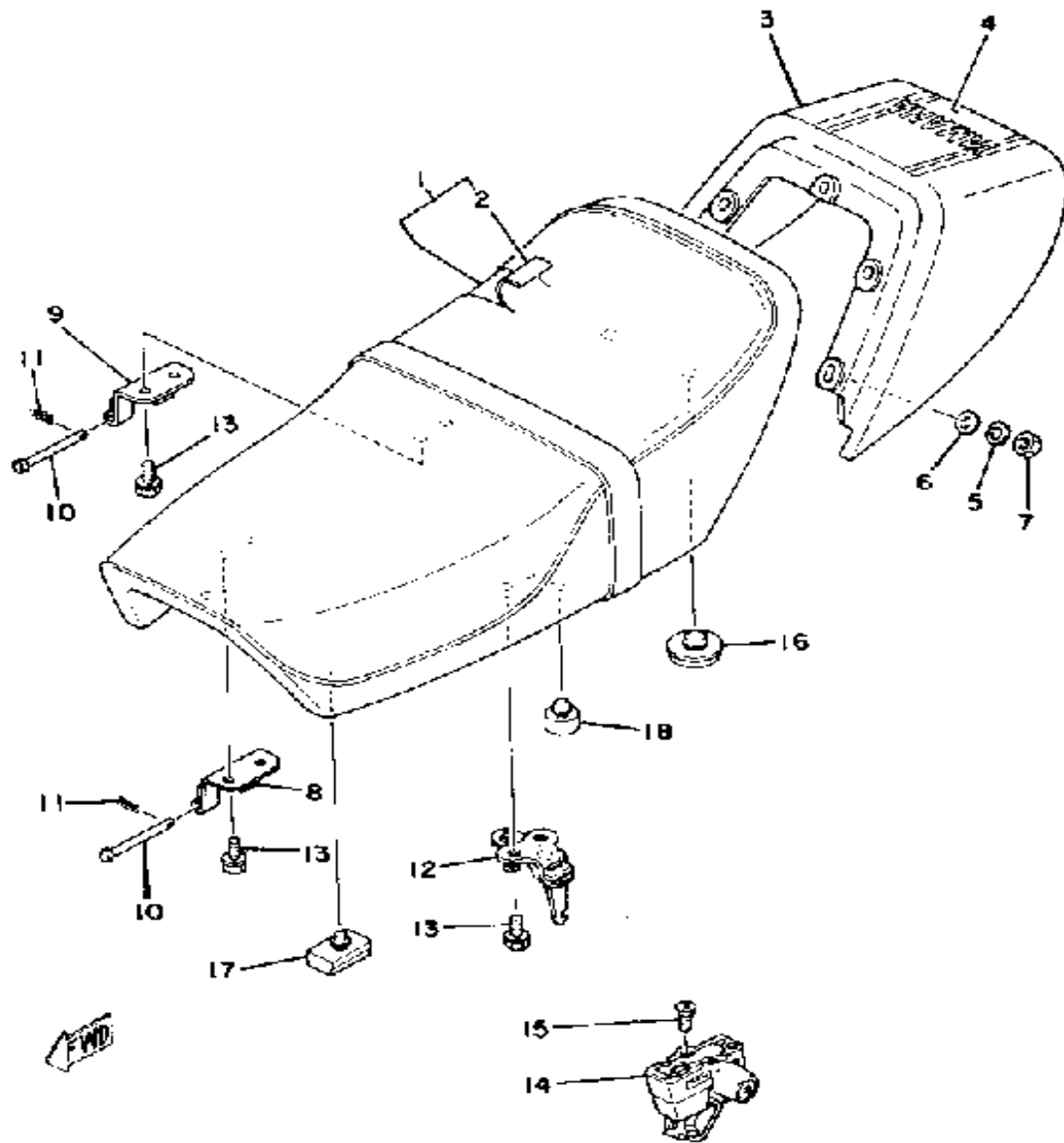
OIL TANK

Ref. No.	Part Number	Description	Qty	Remarks
1	2V0-21751-00-00	TANK, OIL	1	
2	1A0-21771-00-00	BODY, CAP	1	
3	90430-27124-00	GASKET	1	
4	360-21752-00-00	TUBE, FILLER 1	1	
5	90460-32182-00	CLAMP, HOSE	1	
6	360-21753-00-00	BOSS, CONNECTOR	1	
7	(90460-26007-00)	CLAMP, HOSE	1	
8	97313-06016-00	BOLT, HEXAGON	2	
9	90201-062G3-00	WASHER, PLATE	2	
10	97011-06025-00	BOLT (97001-06025)	1	
11	92995-06100-00	WASHER, SPRING	1	
12	90201-06067-00	WASHER, PLATE	1	
13	90387-07391-00	COLLAR	2	
14	90480-14023-00	GROMMET	2	
15	4L0-85720-00-00	OIL LVL GUAGE ASSEMBLY ..	1	
16	90445-09122-00	HOSE	1	
17	90501-08410-00	SPRING, COMPRESSION	1	
18	90467-08003-00	CLIP	2	
19	(2V0-21745-01-00)	PIPE, OIL TNK BRTHR	1	
20	90480-14088-00	GROMMET	1	
21	92995-06100-00	WASHER, SPRING	1	
22	95380-06600-00	NUT	1	

FUEL TANK

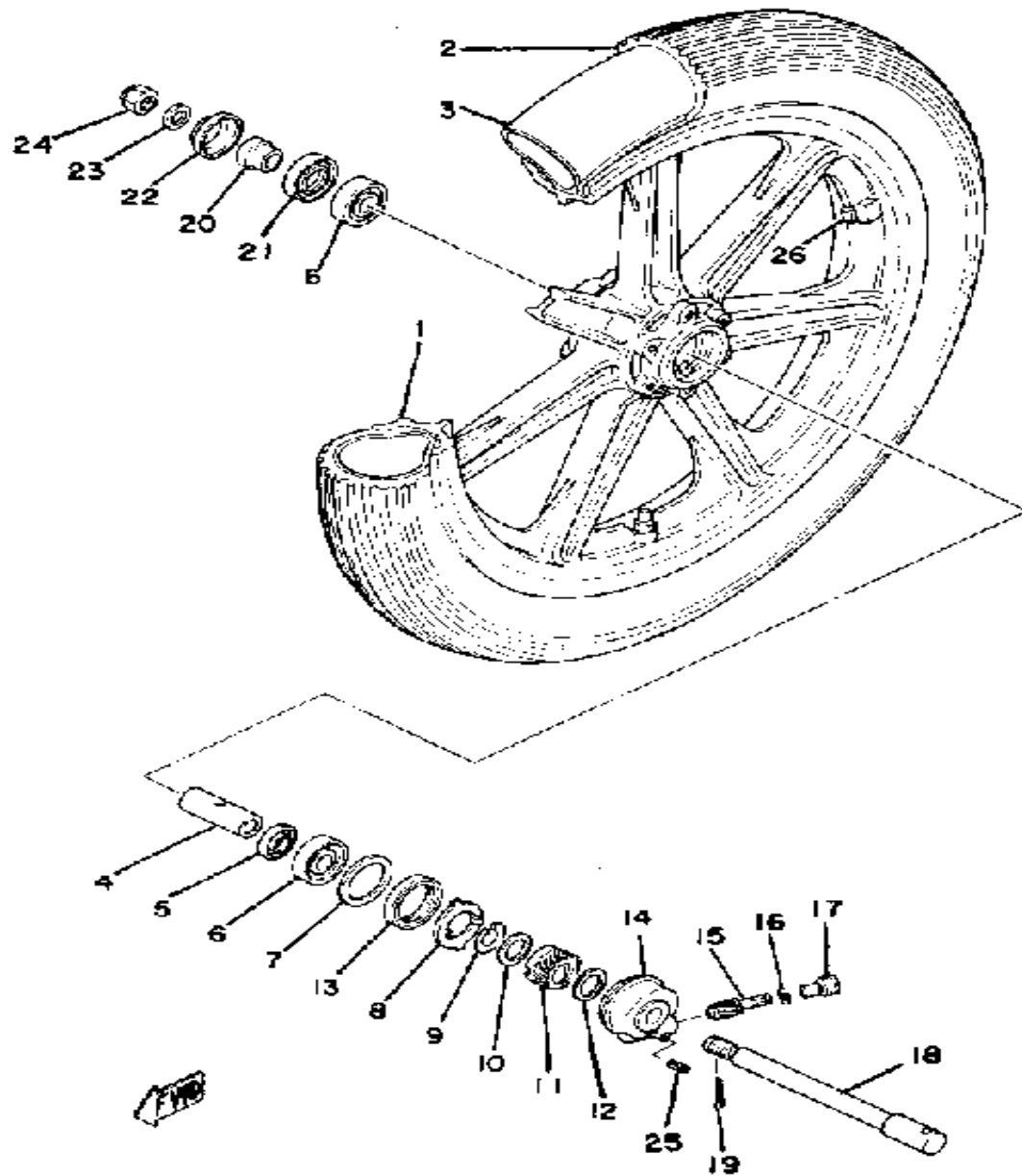


Ref. No.	Part Number	Description	Qty	Remarks
1	2V0-24110-10-01	FUEL TANK	1	NEW PEARL WHT
2	2V0-24244-00-00	. GRAPHIC, FUEL TNK 1	1	
3	2V0-24245-00-00	. GRAPHIC, FUEL TNK 2	1	
4	2V0-24246-00-00	. GRAPHIC, FUEL TNK 3	1	
5	99225-00035-00	. EMBLEM 1	2	
6	4R0-24602-01-00	CAP ASSEMBLY	1	
7	98580-05010-00	SCREW, PAN HEAD	1	
8	92990-05100-00	WASHER, SPRING	1	
9	278-24181-00-00	DAMPER, LOCATING 1	2	
10	97013-06012-00	BOLT	2	
11	92995-06100-00	WASHER, SPRING	2	
12	90209-06139-00	WASHER, SPEC'L SHAP	2	
13	1A0-24186-00-00	WASHER, SPECIAL	2	
14	1A0-24181-00-00	DAMPER, LOCATING 1	2	
15	4L0-24500-00-00	FUEL COCK ASSEMBLY 1 ...	1	
16	214-24512-00-00	. GASKET	1	
17	498-24522-00-00	. GASKET	1	
18	1A0-24521-01-00	. CUP, FILTER	1	
19	1A0-24529-01-00	. SPRING	1	
20	1A0-24512-00-00	. GASKET	1	
21	1A0-24524-01-00	. LEVER, COCK	1	
22	619-24535-00-00	. SCREW, LVR FITTING	1	
23	90149-06011-00	SCREW	2	
24	90202-05187-00	WASHER, PLATE	2	
25	90445-09083-00	HOSE	1	
26	90445-09078-00	HOSE	1	
27	90445-09094-00	HOSE (90445-09221-00)	1	
28	90467-08003-00	CLIP	4	
29	90467-09006-00	CLIP	2	



SEAT

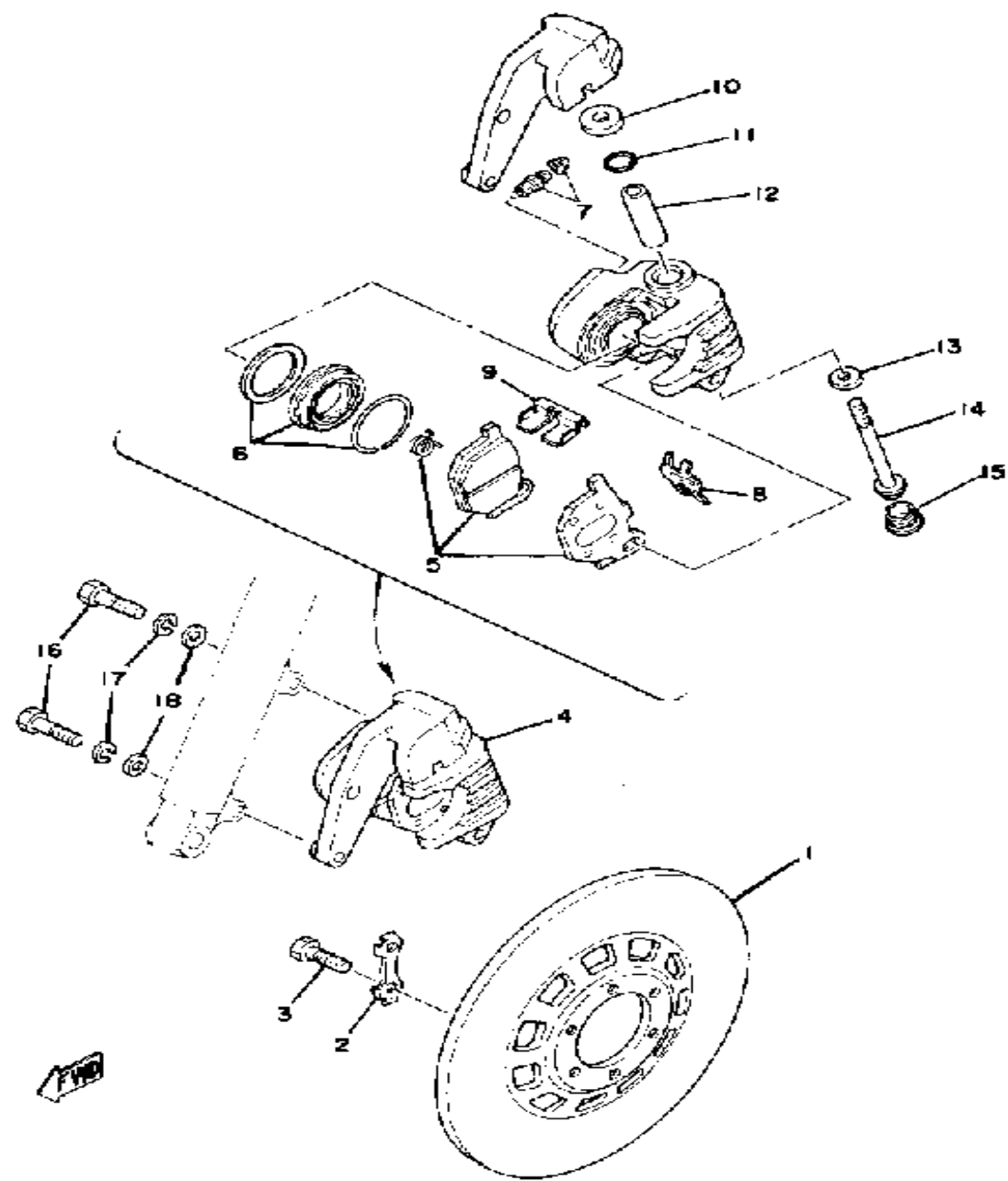
Ref. No.	Part Number	Description	Qty	Remarks
1	2V0-W2472-00-00	DOUBLE SEAT ASSEMBLY ...	1	
2	2V0-24731-00-00	. COVER, DOUBLE SEAT	1	
3	2V0-24756-00-Y9	COVER, TAIL	1	NEW PEARL WHT
4	(2V0-24757-00-00)	GRAPHIC, TAIL COVER	1	
5	92990-05100-00	WASHER, SPRING	5	
6	92990-05200-00	WASHER, PLAIN	5	
7	95380-05600-00	NUT	5	
8	248-24726-00-33	HINGE, SEAT	1	YAMAHA BLACK
9	1A0-24726-00-00	HINGE, SEAT	1	
10	91701-05055-00	PIN, CLEVIS	2	
11	90468-10050-00	CLIP	2	
12	371-24728-02-00	BRACKET, SEAT	1	
13	90101-06304-00	BOLT	6	
14	584-24705-00-00	SEAT LOCK ASSEMBLY	1	
15	98706-06012-00	SCREW, FLAT HEAD	2	
16	1T4-24741-00-00	PAD, SEAT	2	
17	214-24724-00-00	DAMPER, SEAT	2	
18	278-27114-00-00	STOPPER, MAIN STAND	1	



FRONT WHEEL

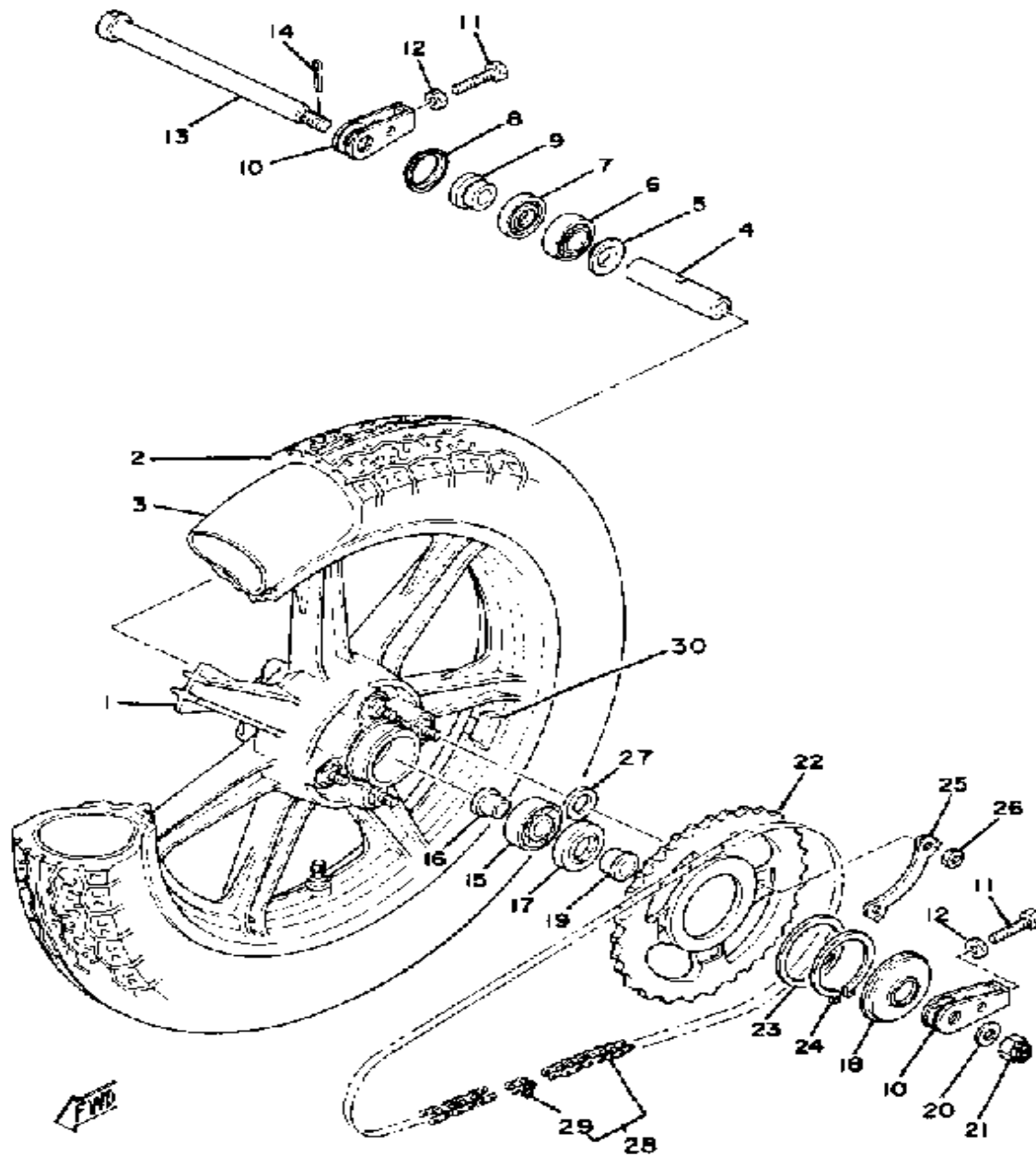
Ref. No.	Part Number	Description	Qty	Remarks
1	(2V0-25168-00-98)	WHEEL, CAST FRONT	1	LOW GLOSS BLK
2	(94132-18381-00)	325S18Y Y990 4PLY	1	
3	94230-18084-00	TUBE	1	
4	90560-15161-00	SPACER	1	
5	146-25115-00-00	FLANGE, SPACER 1	1	
6	93306-30202-00	BEARING	2	
7	341-25846-00-00	RETAINER, CLUTCH	1	
8	341-25149-00-00	CLUTCH, METER	1	
9	341-25137-00-00	RING, STOP	1	
10	90201-25286-00	WASHER, PLATE (341-25147-00)	1	
11	(2A2-25135-00-00)	GEAR, DRIVE	1	
12	90201-25490-00	WASHER, PLATE	1	
13	93105-45017-00	OIL SEAL	1	
14	404-25190-00-00	GEAR UNIT ASSEMBLY	1	
15	(2A2-25138-00-00)	GEAR, METER	1	
16	102-18416-00-00	SHIM, ROD	1	
17	306-25136-00-00	BUSH	1	
18	1L9-25181-00-00	AXLE, WHEEL	1	
19	91401-30030-00	PIN, COTTER	1	
20	90387-15550-00	COLLAR	1	
21	93102-22014-00	OIL SEAL	1	
22	401-25367-00-00	COVER, HUB DUST	1	
23	92990-14200-00	WASHER, PLAIN	1	
24	90171-14020-00	NUT, CASTLE	1	
25	91609-20014-00	PIN, SPRING	1	
26	1A1-25398-01-00	BALANCER, WHEEL	1	20G
	1A1-25399-00-00	BALANCER, WHEEL	1	10G
	2M0-25399-00-00	BALANCER, WHEEL	1	30G

FRONT DISC BRAKE - CALIPER



Ref. No.	Part Number	Description	Qty	Remarks
1	1L9-25831-00-00	DISC, BRAKE	1	
2	1J3-25834-01-00	WASHER, LOCK	3	
3	90101-08312-00	BOLT	6	
4	(2V0-25810-00-00)	CALIPER ASSEMBLY	1	
5	2R8-W0045-00-00	. BRAKE PAD KIT, FRNT	1	
6	2G2-W0047-00-00	. CALIPER SEAL KIT	1	
7	1J3-W0048-00-00	. BLEED SCREW KIT	1	
8	2G2-25919-00-00	. SUPPORT, PAD	1	
9	(2V0-25849-00-00)	RETAINER, CALIPER	1	
10	90201-08689-00	. WASHER, PLATE	1	
11	2G2-W0044-00-00	. O-RING KIT, CALIPER	1	
12	2G2-25838-00-00	. SLEEVE, CALIPER	1	
13	90201-09690-00	. WASHER, PLATE	1	
14	2G2-25821-00-00	. BOLT 1	1	
15	2G2-25916-00-00	. PLUG	1	
16	90105-10638-00	BOLT, WASHER BASED	2	
17	92990-10100-00	WASHER, SPRING	2	
18	92990-10200-00	WASHER, PLAIN	2	

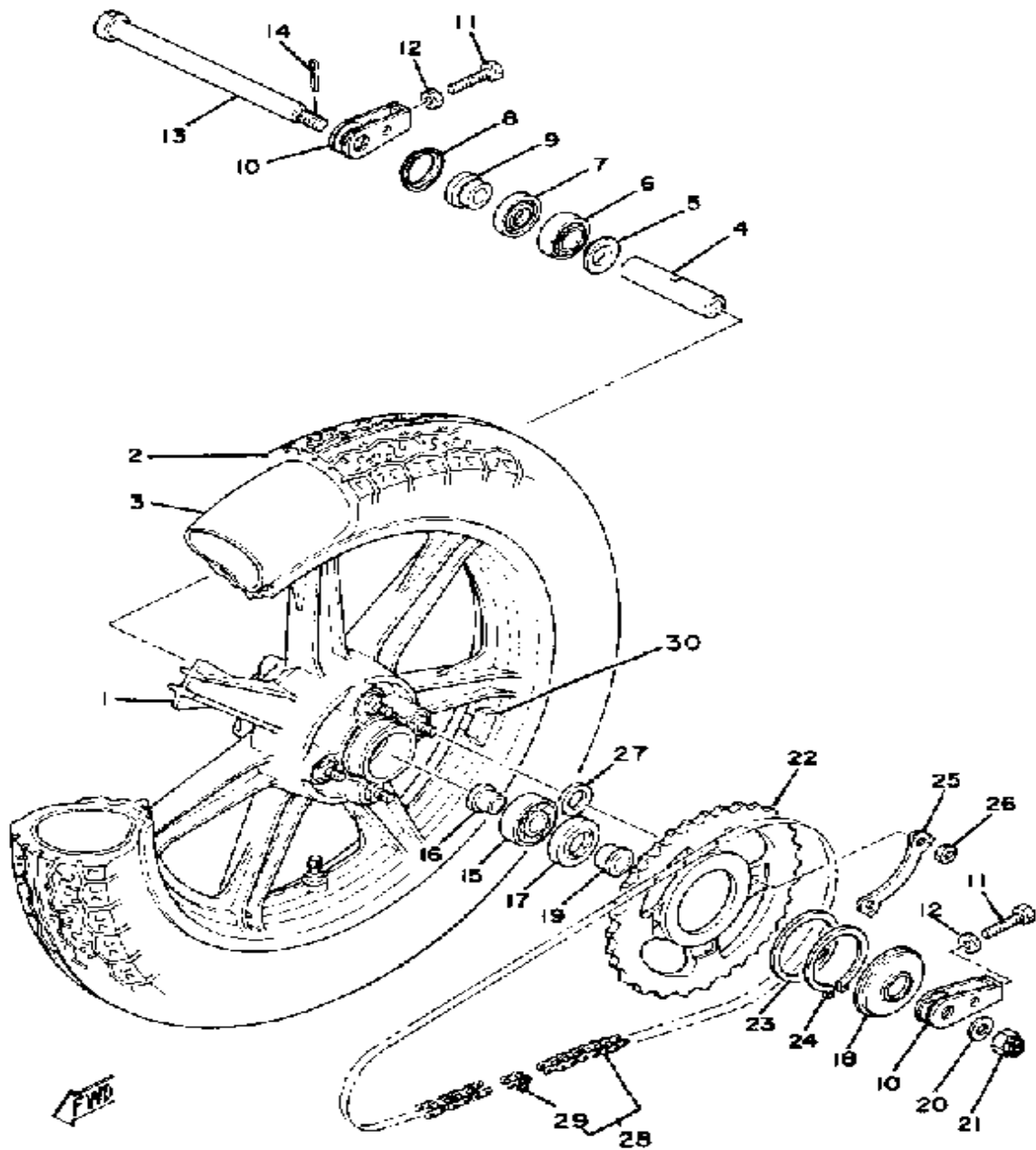
REAR WHEEL



Ref. No.	Part Number	Description	Qty	Remarks
1	(2A2-W2533-20-00)	WHEEL, CAST REAR	1	LOW GLOSS BLK
2	(94135-18380-00)	YOKO 350S18Y 9 7	1	
3	94235-18085-00	TUBE	1	
4	1J3-25317-00-00	SPACER, BEARING	1	
5	1A1-25115-00-00	FLANGE, SPACER	1	
6	93306-30309-00	BEARING	1	
7	93102-28022-00	OIL SEAL	1	
8	(1J3-25118-00-00)	COVER, HUB DUST	1	
9	90387-17536-00	COLLAR	1	
10	168-25389-00-00	PULLER, CHAIN 2	2	
11	90101-08699-00	BOLT	2	
12	95303-08700-00	NUT	2	
13	1J3-25381-00-00	AXLE, WHEEL	1	
14	91401-30030-00	PIN, COTTER	1	
15	93306-20417-00	BEARING (B62042RS)	1	
16	1A1-25377-00-00	COLLAR, WHEEL	1	
17	93104-27026-00	OIL SEAL, SO-TYPE	1	
18	1L9-25367-00-00	COVER, HUB DUST	1	
19	90387-17551-00	COLLAR	1	
20	92990-14200-00	WASHER, PLAIN	1	
21	90171-14020-00	NUT, CASTLE	1	
22	1J3-25437-20-00	SPROCKET, DRIVN 37T	1	
23	90201-66585-00	WASHER, PLATE	1	
24	93410-65040-00	CIRCLIP, S-TYPE	1	
25	1J3-25412-00-00	WASHER	2	
26	95301-12700-00	NUT (95302-12700)	4	
27	90387-20565-00	COLLAR	4	
28	94580-10096-00	530 DS 96L	1	
29	94685-30011-00	. JOINT CHAIN	1	

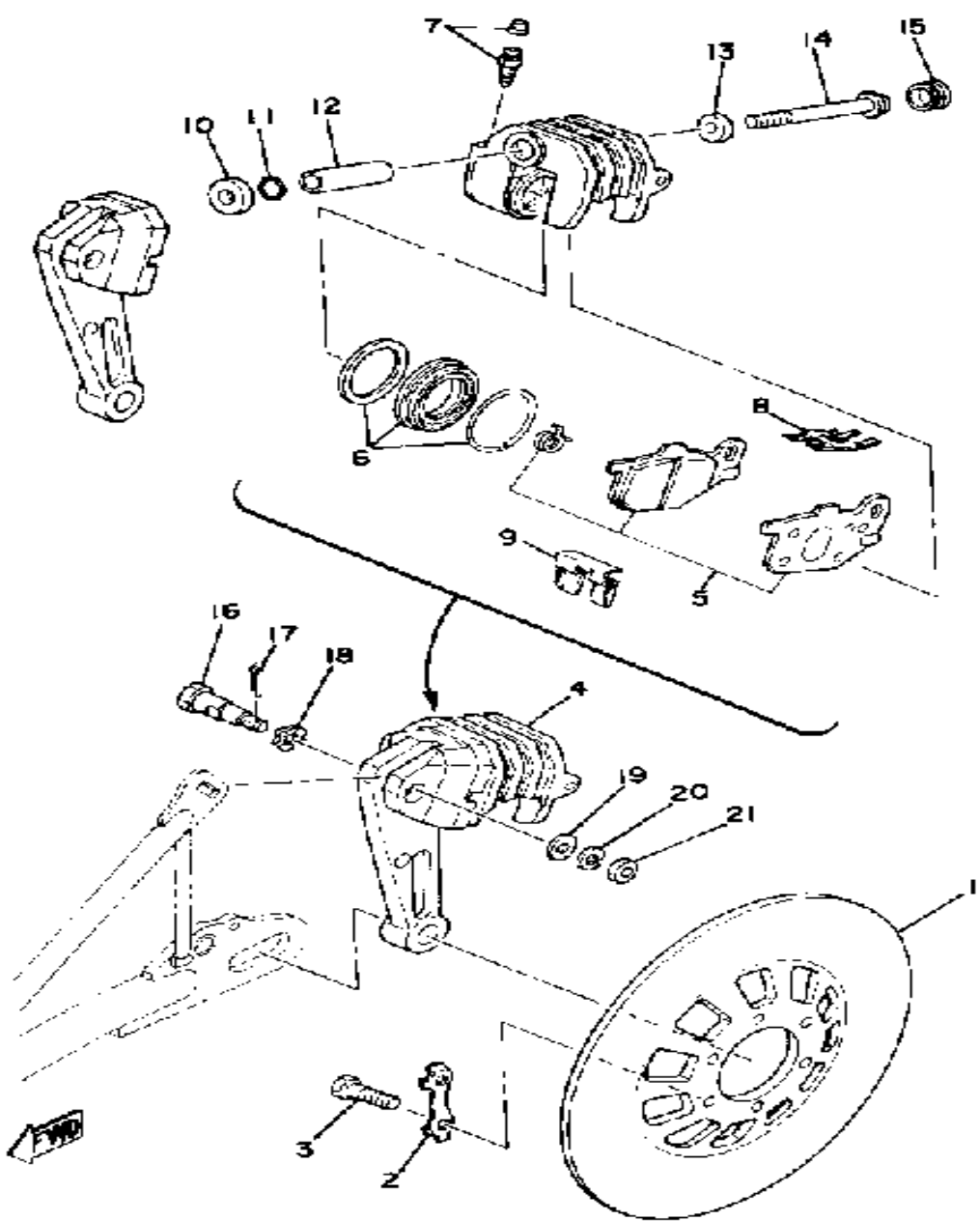
CONTINUED ON NEXT FRAME ➤

REAR WHEEL

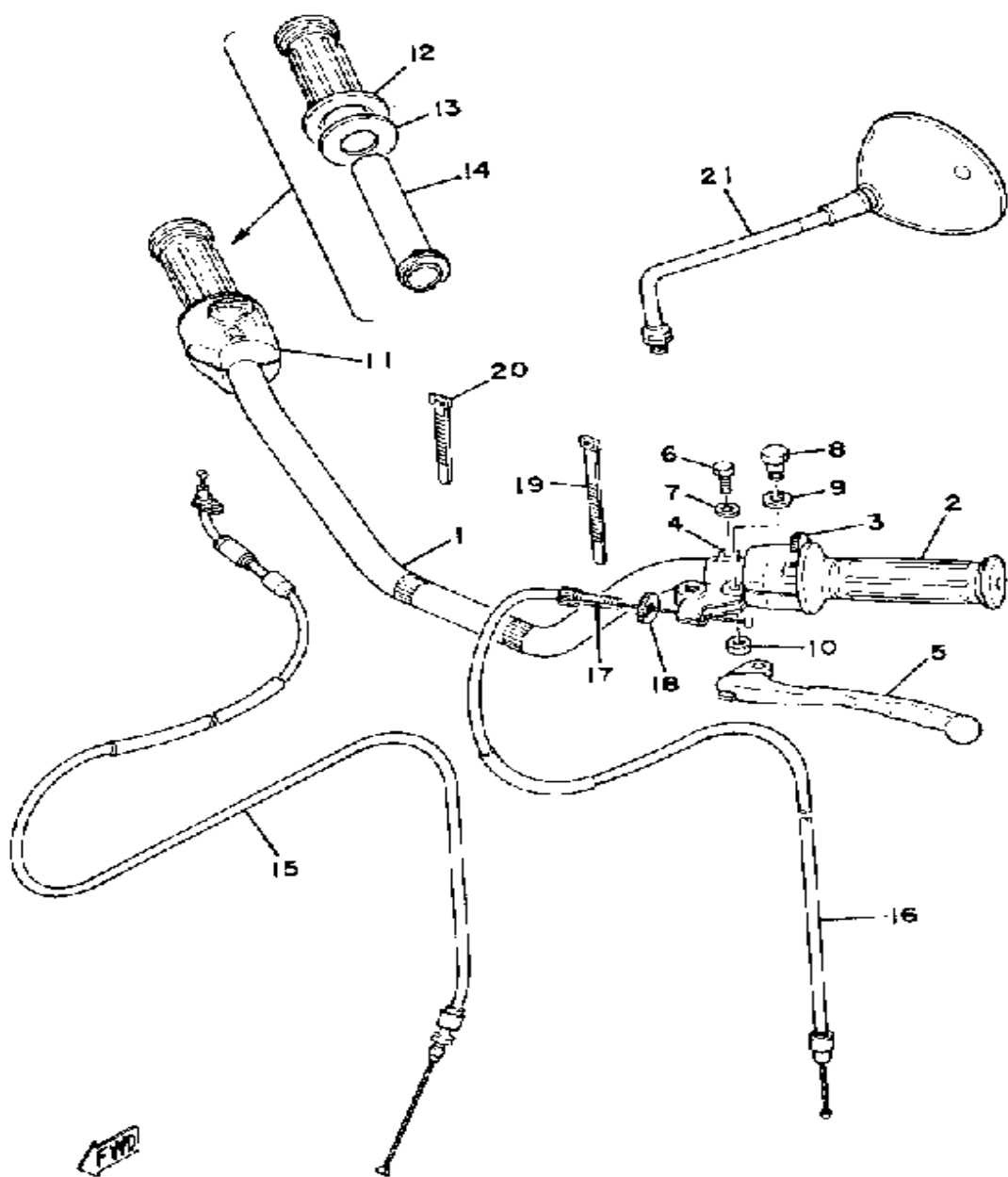


Ref. No.	Part Number	Description	Qty	Remarks
30	1A1-25398-01-00	BALANCER, WHEEL	1	20G
	1A1-25399-00-00	BALANCER, WHEEL	1	10G
	2M0-25399-00-00	BALANCER, WHEEL	1	30G

REAR DISC BRAKE - CALIPER



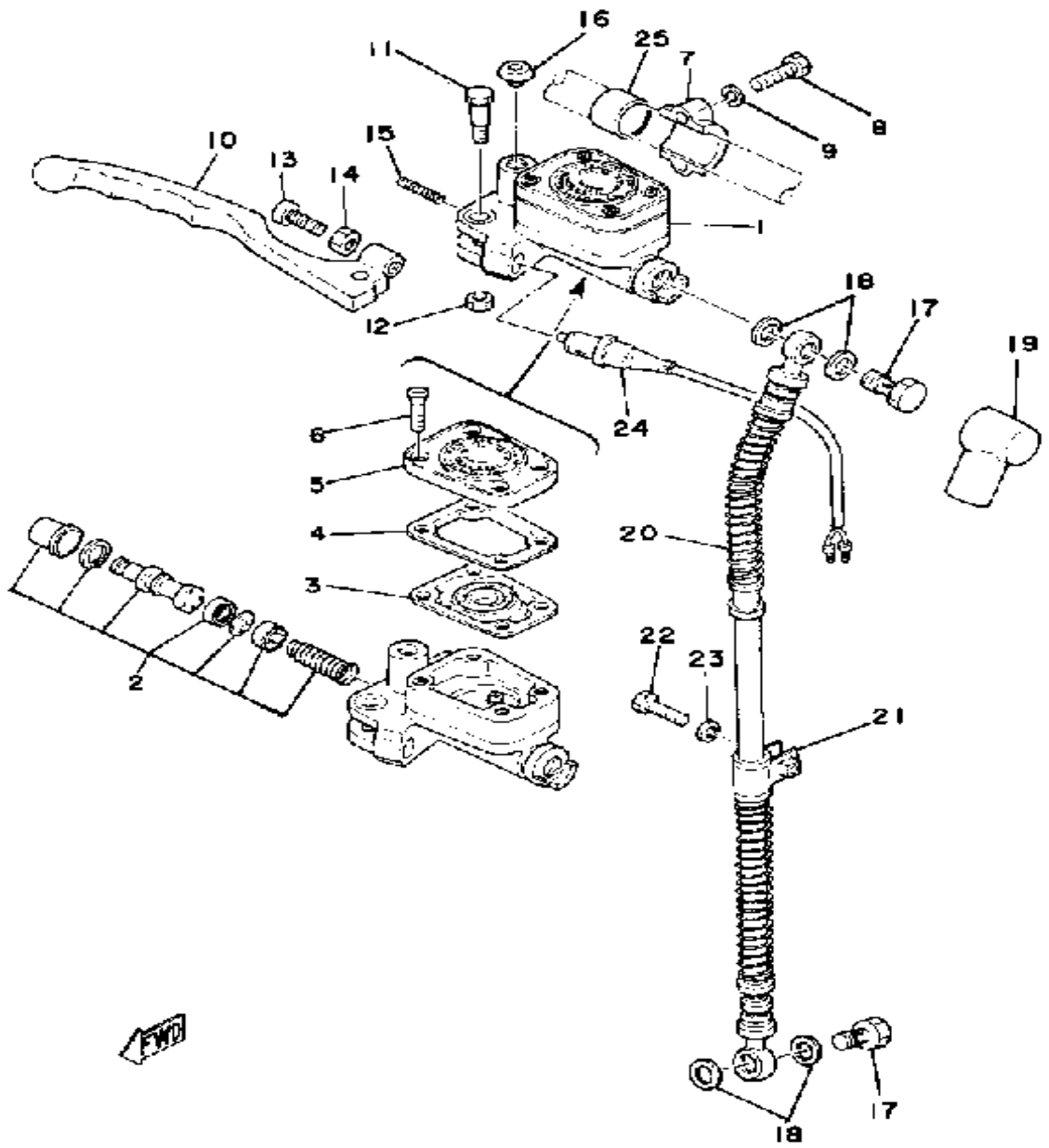
Ref. No.	Part Number	Description	Qty	Remarks
1	1L9-25831-00-00	DISC, BRAKE	1	
2	1J3-25834-01-00	WASHER, LOCK	3	
3	90101-08312-00	BOLT	6	
4	(2V0-25810-50-00)	CALIPER ASSEMBLY	1	
5	2R8-W0045-00-00	. BRAKE PAD KIT, FRNT	1	
6	2G2-W0047-00-00	. CALIPER SEAL KIT	1	
7	1J3-W0048-00-00	. BLEED SCREW KIT	1	
8	2G2-25919-00-00	. SUPPORT, PAD	1	
9	(2V0-25849-00-00)	RETAINER, CALIPER	1	
10	90201-08689-00	. WASHER, PLATE	1	
11	2G2-W0044-00-00	. O-RING KIT, CALIPER	1	
12	2G2-25838-00-00	. SLEEVE, CALIPER	1	
13	90201-09690-00	. WASHER, PLATE	1	
14	2G2-25821-00-00	. BOLT 1	1	
15	2G2-25916-00-00	. PLUG	1	
16	90109-08454-00	BOLT	1	
17	91490-20020-00	PIN, COTTER	1	
18	90206-12074-00	WASHER, WAVE	1	
19	92901-08600-00	WASHER	1	
20	92990-08100-00	WASHER	1	
21	90170-08158-00	NUT	1	



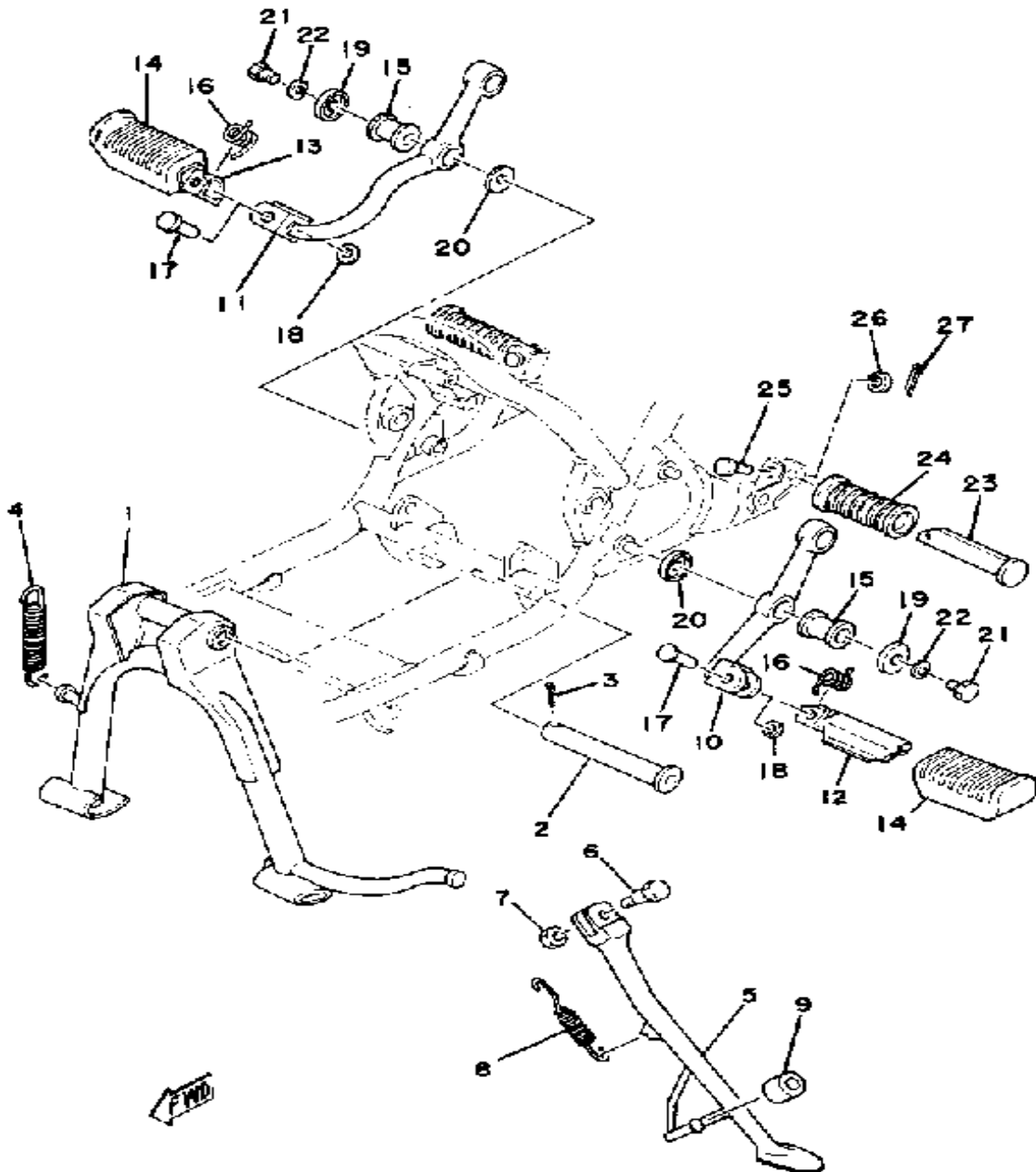
HANDLE - WIRE

Ref. No.	Part Number	Description	Qty	Remarks
1	2L0-26111-00-00	HANDLEBAR	1	
2	1E6-26241-00-00	GRIP LH	1	
3	1A0-83973-02-98	SWITCH, HANDLE 3	1	LOW GLOSS BLK
4	341-82911-00-00	HOLDER, LEVER 1	1	
5	23X-83912-00-00	LEVER 1	1	
6	97003-06022-00	BOLT, HEXAGON (97301-06022)	1	
7	92995-06100-00	WASHER, SPRING	1	
8	90109-06797-00	BOLT	1	
9	90201-08083-00	WASHER, PLATE	1	
10	95601-06100-00	NUT, U	1	
11	(2V0-83976-00-00)	SWITCH, HANDLE 1	1	
12	1A0-26242-01-00	GRIP (RIGHT)	1	
13	90201-261L0-00	WASHER, PLATE	1	
14	1A0-26243-01-00	TUBE, THRTL GUIDE	1	
15	2V0-26311-00-00	CABLE, THROTTLE 1	1	
16	1A0-26335-10-00	CABLE, CLUTCH (1A0-26335-00)	1	
17	90123-08046-00	BOLT	1	
18	90179-08148-00	NUT	1	
19	437-83936-01-00	BAND, SWITCH CORD	4	
20	437-83936-01-00	BAND, SWITCH CORD	1	
21	1J7-26290-12-00	MIRROR ASSEMBLY LH (1J7-26290-11)	1	

FRONT MASTER CYLINDER - BRAKE HOS



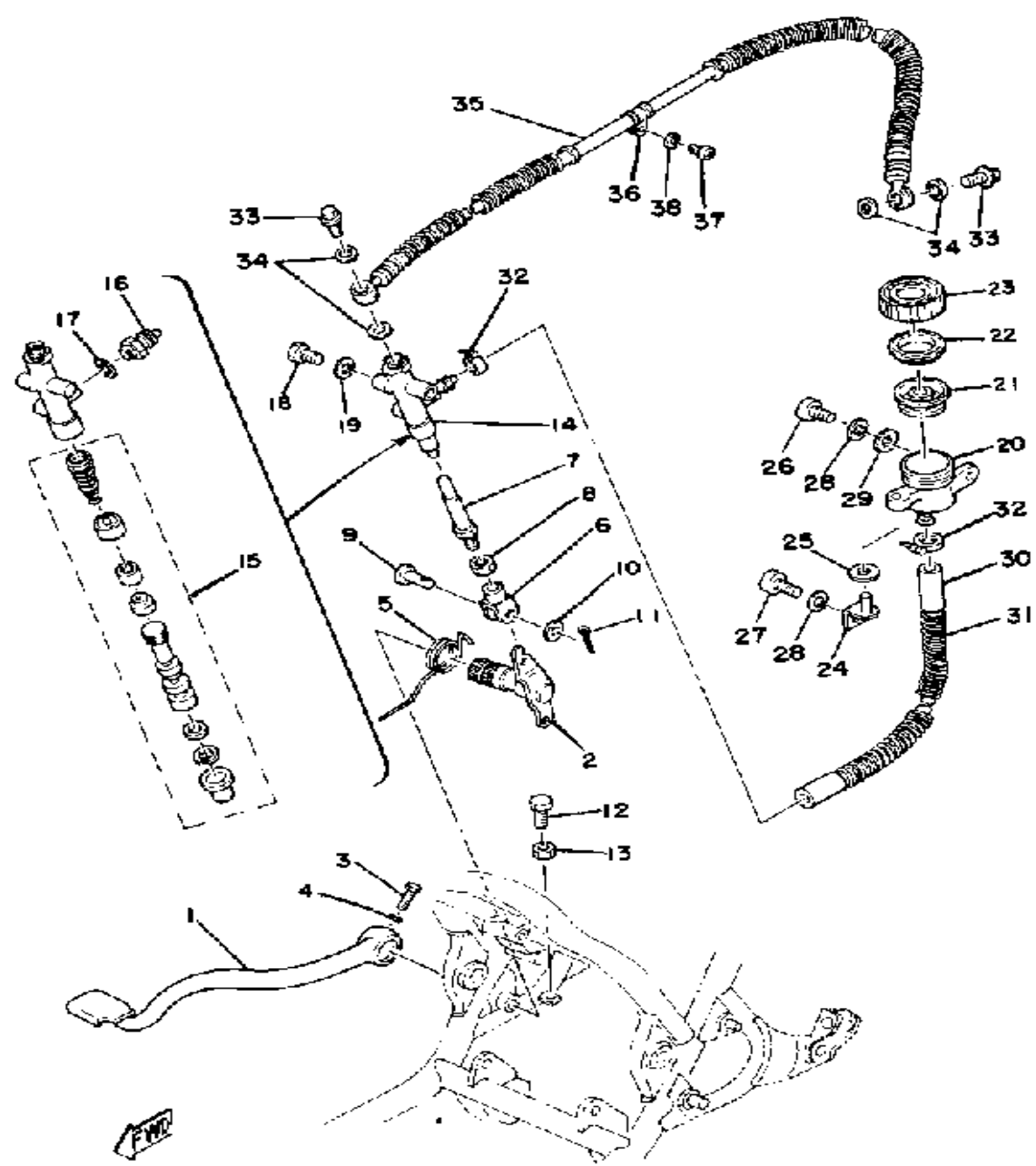
Ref. No.	Part Number	Description	Qty	Remarks
1	1E7-25850-02-00	MSTR CYLINDER ASSEMBLY	1	
2	535-W0041-10-00	. CYLINDER KIT, MASTER (REF. NO. 3~9)	1	
3	1A0-25854-01-00	. DIAPHRAGM RESERVOR	1	
4	1A0-25855-01-00	. BUSH, DIAPHRAGM	1	
5	1A0-25893-01-00	. RESERVOIR CAP ASSEMBLY	1	
6	1A0-25824-01-00	. SCREW, BLEED	4	
7	1J3-25867-00-00	BRACKET, MASTER CYLINDER (341-25867-00)	1	
8	97011-06025-00	BOLT (97001-06025)	2	
9	92995-06100-00	WASHER, SPRING	2	
10	2W1-83922-00-00	LEVER 2	1	
11	90109-06465-00	BOLT	1	
12	95601-06100-00	NUT, U	1	
13	90149-06131-00	SCREW	1	
14	90170-06010-00	NUT	1	
15	90501-10312-00	SPRING, COMPRESSION	1	
16	90338-09012-00	PLUG	1	
17	90401-10034-00	BOLT, UNION	2	
18	90201-10118-00	WASHER, PLATE	4	
19	360-25862-00-00	BOOT, MASTER CYLINDER	1	
20	2R8-25872-00-00	HOSE, BRAKE 1	1	
21	(2R8-25876-00-00)	HOLDER, BRKE HOSE 2	1	
22	97011-06025-00	BOLT (97001-06025)	1	
23	92995-06100-00	WASHER, SPRING	1	
24	1A0-83980-30-00	STOP SWITCH ASSEMBLY	1	
25	(90387-22591-00)	COLLAR	1	



STAND - FOOTREST

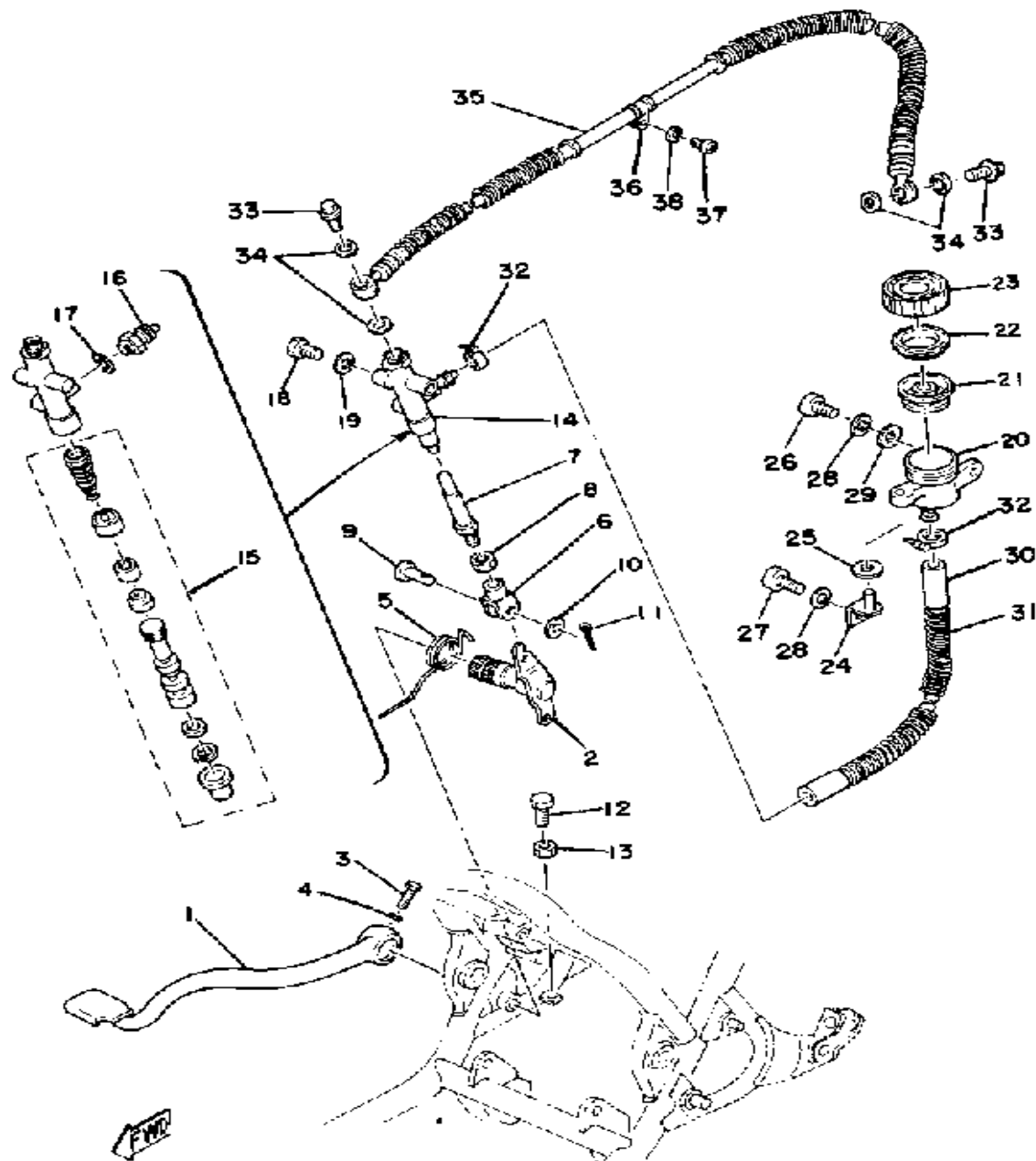
Ref. No.	Part Number	Description	Qty	Remarks
1	(278-27111-00-00)	STAND, MAIN	1	
2	278-27112-00-00	SHAFT, MAIN STAND	1	
3	91401-30030-00	PIN, COTTER	1	
4	90506-35058-00	SPRING, TENSION	1	
5	1A0-27311-00-33	STAND, SIDE	1	YAMAHA BLACK
6	90109-08034-00	BOLT	1	
7	95303-08700-00	NUT	1	
8	90507-25023-00	SPRING, TENSION	1	
9	278-27314-00-00	STOPPER	1	
10	2R8-27411-01-33	FOOTREST 1	1	YAMAHA BLACK
11	(2R8-27421-00-33)	FOOTREST 2	1	YAMAHA BLACK
12	3CK-27451-00-00	FOOTREST	1	
13	1L9-27461-01-00	FOOTREST	1	
14	1A0-27413-00-00	COVER, FOOTREST	2	
15	90480-20195-00	GROMMET	4	
16	90508-20023-00	SPRING, TORSION	2	
17	90243-08006-00	PIN	2	
18	90201-06042-00	WASHER, PLATE	2	
19	90209-08150-00	WASHER, SPEC'L SHAP (90209-08097)	4	
20	90209-12157-00	WASHER, SPEC'L SHAP	4	
21	97016-08016-00	BOLT	4	
22	92990-08100-00	WASHER	4	
23	120-27431-00-00	FOOTREST, REAR 1	2	
24	120-27433-00-00	COVER, REAR FOOTREST ...	2	
25	91701-06035-00	PIN, CLEVIS	2	
26	90201-20279-00	WASHER, PLATE	2	
27	91490-16020-00	PIN, COTTER	2	

BRAKE PEDAL - REAR MASTER CYLINDER



Ref. No.	Part Number	Description	Qty	Remarks
1	(2R8-27211-00-33)	PEDAL, BRAKE	1	YAMAHA BLACK
2	(2V0-27212-00-00)	SHAFT, BRAKE PEDAL	1	
3	90109-06468-00	BOLT	1	
4	92995-06100-00	WASHER, SPRING	1	
5	(2R8-27216-00-00)	SPRING, BRAKE PEDAL	1	
6	1A1-27222-01-00	JOINT	1	
7	1A1-27231-01-00	ROD, BRAKE	1	
8	95303-08700-00	NUT	1	
9	90240-08013-00	PIN, CLEVIS	1	
10	90201-08083-00	WASHER, PLATE	1	
11	91490-16020-00	PIN, COTTER	1	
12	97011-06020-00	BOLT	1	
13	95380-06700-00	NUT	1	
14	(2V0-25850-50-00)	MSTR CYLINDER ASSEMBLY .	1	
15	1A1-20000-50-00	. CYLINDER KIT	1	
16	(1A1-25899-50-00)	BOLT, UNION	1	
17	(1A1-25898-50-00)	GASKET	1	
18	97016-08016-00	BOLT	2	
19	92990-08100-00	WASHER	2	
20	1A1-25894-01-00	TANK, RESERVOIR	1	
21	360-25854-00-00	DIAPHRAGM, RESERVOIR ...	1	
22	2GU-25855-00-00	BUSH, DIAPHRAGM	1	
23	2KF-25852-50-00	CAP, RESERVOIR	1	
24	(1A1-21798-00-00)	BRACKET, DAMPER	1	
25	90201-06050-00	WASHER, PLATE	1	
26	98580-06018-00	SCREW, PAN HEAD	1	
27	98503-06014-00	SCREW, PAN HEAD (92502-06016)	1	
28	92995-06100-00	WASHER, SPRING	2	

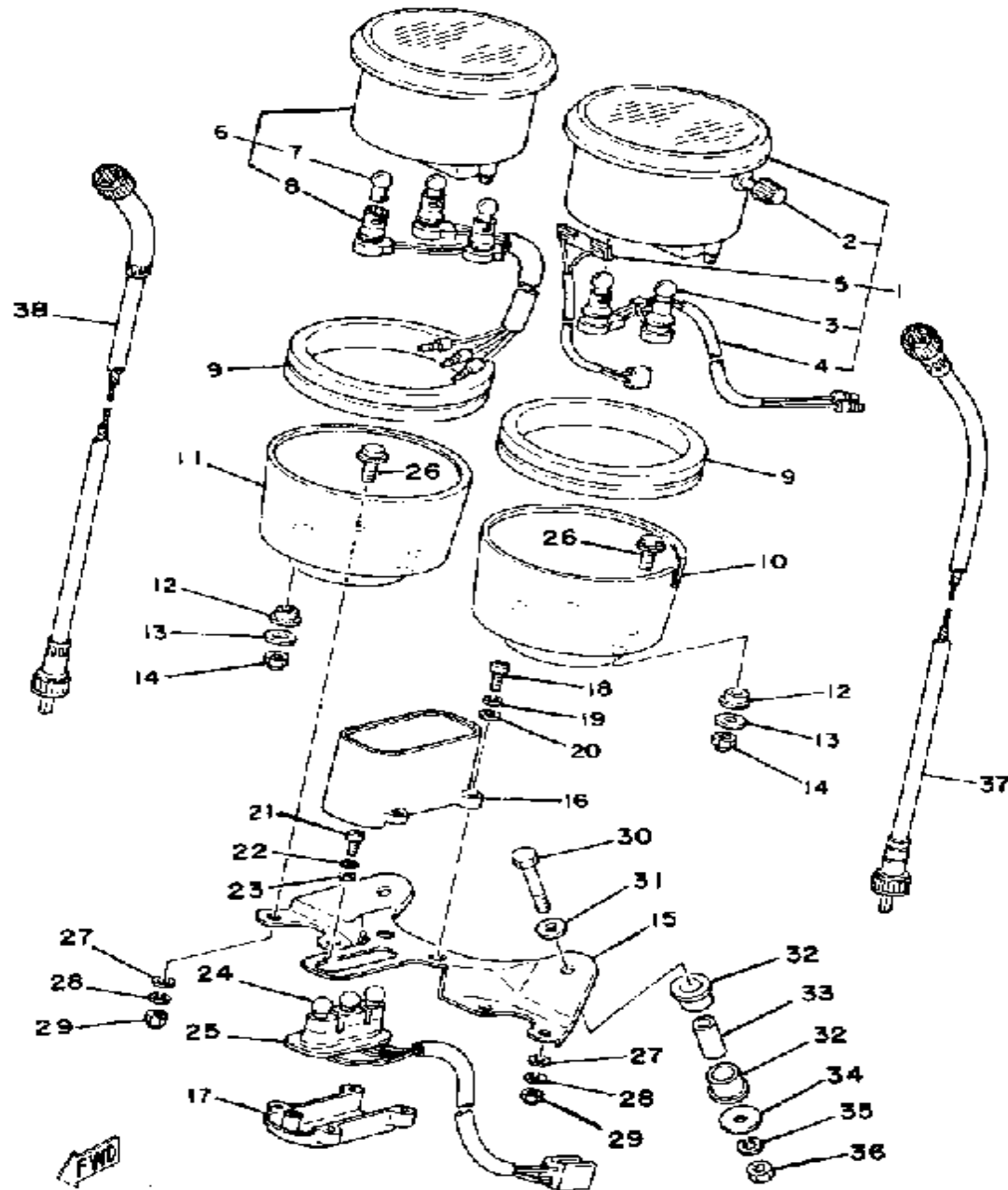
CONTINUED ON NEXT FRAME ➤



BRAKE PEDAL - REAR MASTER CYLINDER

Ref. No.	Part Number	Description	Qty	Remarks
29	92901-06600-00	WASHER	1	
30	1A1-25895-00-00	HOSE, RESERVOIR	1	
31	(90501-10406-00)	SPRING, COMPRESSION	1	
32	90601-11525-00	CLAMP, HOSE	2	
33	90401-10034-00	BOLT, UNION	2	
34	90201-10118-00	WASHER, PLATE	4	
35	(2R8-25872-50-00)	HOSE, BRAKE 1	1	
36	90461-08031-00	CLAMP	1	
37	98516-06012-00	SCREW, PAN HEAD	1	
38	92995-06100-00	WASHER, SPRING	1	

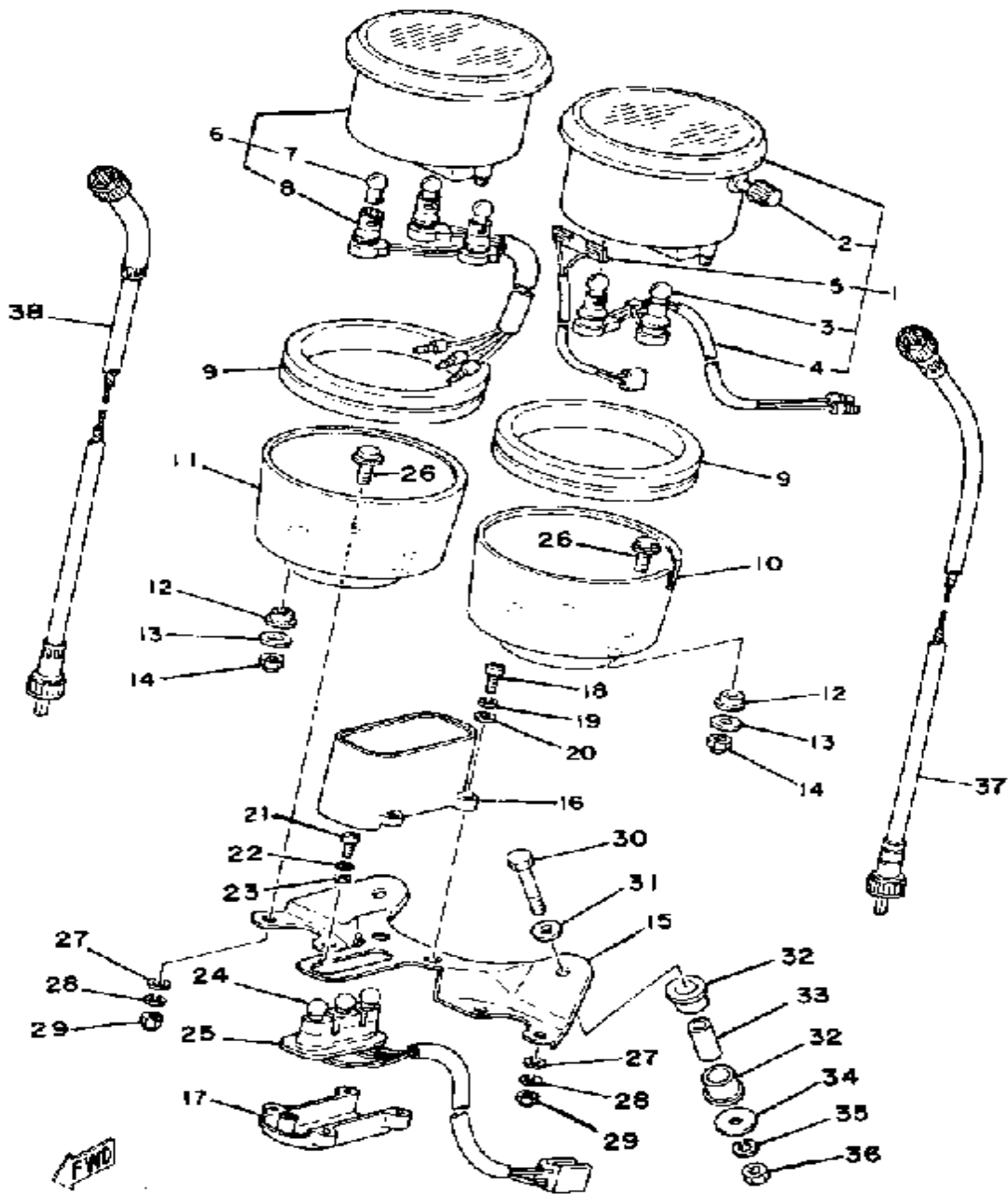
SPEEDOMETER - TACHOMETER



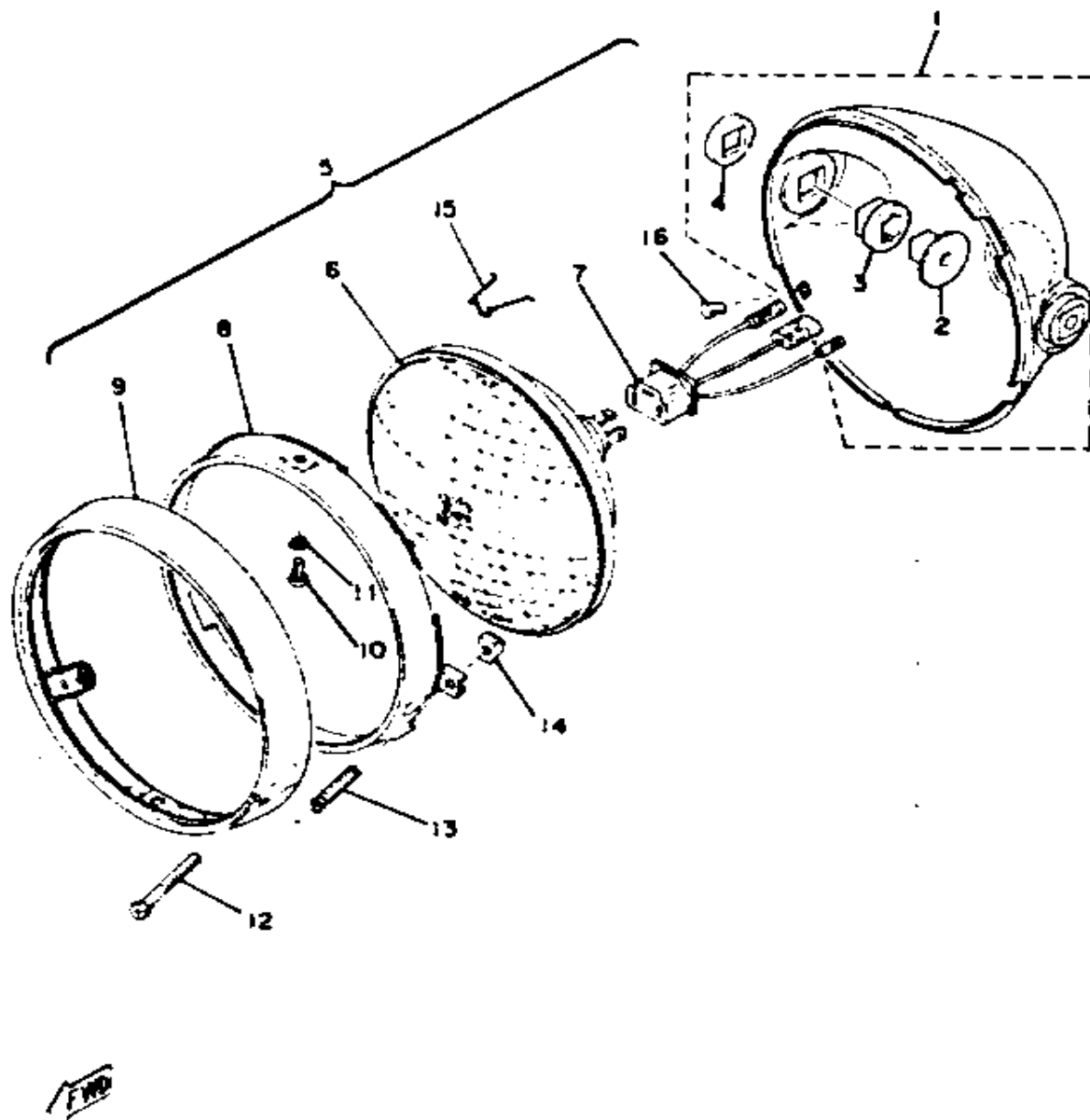
Ref. No.	Part Number	Description	Qty	Remarks
1	2J2-83570-A0-00	SPEEDOMETER ASSEMBLY ..	1	MILE/H
2	584-83578-71-00	. KNOB, TRIP METER	1	
3	123-83516-21-00	. BULB (12V-3.4W)	2	
4	(584-83536-01-00)	SOCKET, METER	1	
5	(2J2-83556-00-00)	SENDER	1	
6	2G6-83540-F0-00	TACHOMETER ASSEMBLY ...	1	
7	123-83516-21-00	. BULB (12V-3.4W)	3	
8	(1J3-83520-01-00)	SOCKET CORD ASSEMBLY ..	1	
9	3H3-83513-00-00	DAMPER	2	
10	584-83507-00-00	COVER, SPEEDOMETER	1	
11	584-83508-00-00	COVER, TACHOMETER	1	
12	584-83523-00-00	DAMPER	4	
13	90201-05031-00	WASHER, PLATE	4	
14	95303-05800-00	NUT (CROWN)	4	
15	2M0-83519-00-00	BRACKET, METER	1	
16	2L0-83568-A0-00	PILOT BOX, UPPER	1	
17	2G2-83569-A0-00	PILOT BOX, LOWER	1	
18	98506-04012-00	SCREW, PAN HEAD	4	
19	92906-04100-00	WASHER, SPRING	4	
20	92906-04600-00	WASHER, PLATE	4	
21	(92503-04008-00)	SCREW, PAN HEAD	1	
22	92901-04100-00	WASHER, SPRING	1	
23	92901-04600-00	WASHER, PLATE	1	
24	123-83516-21-00	BULB (12V-3.4W)	3	
25	(2L0-83509-A0-00)	SOCKET CORD ASSEMBLY ..	1	
26	584-83546-00-00	BOLT	4	
27	92990-06200-00	WASHER	4	
28	92995-06100-00	WASHER, SPRING	4	
29	95303-06800-00	NUT (CROWN)	4	

CONTINUED ON NEXT FRAME ➤

SPEEDOMETER - TACHOMETER

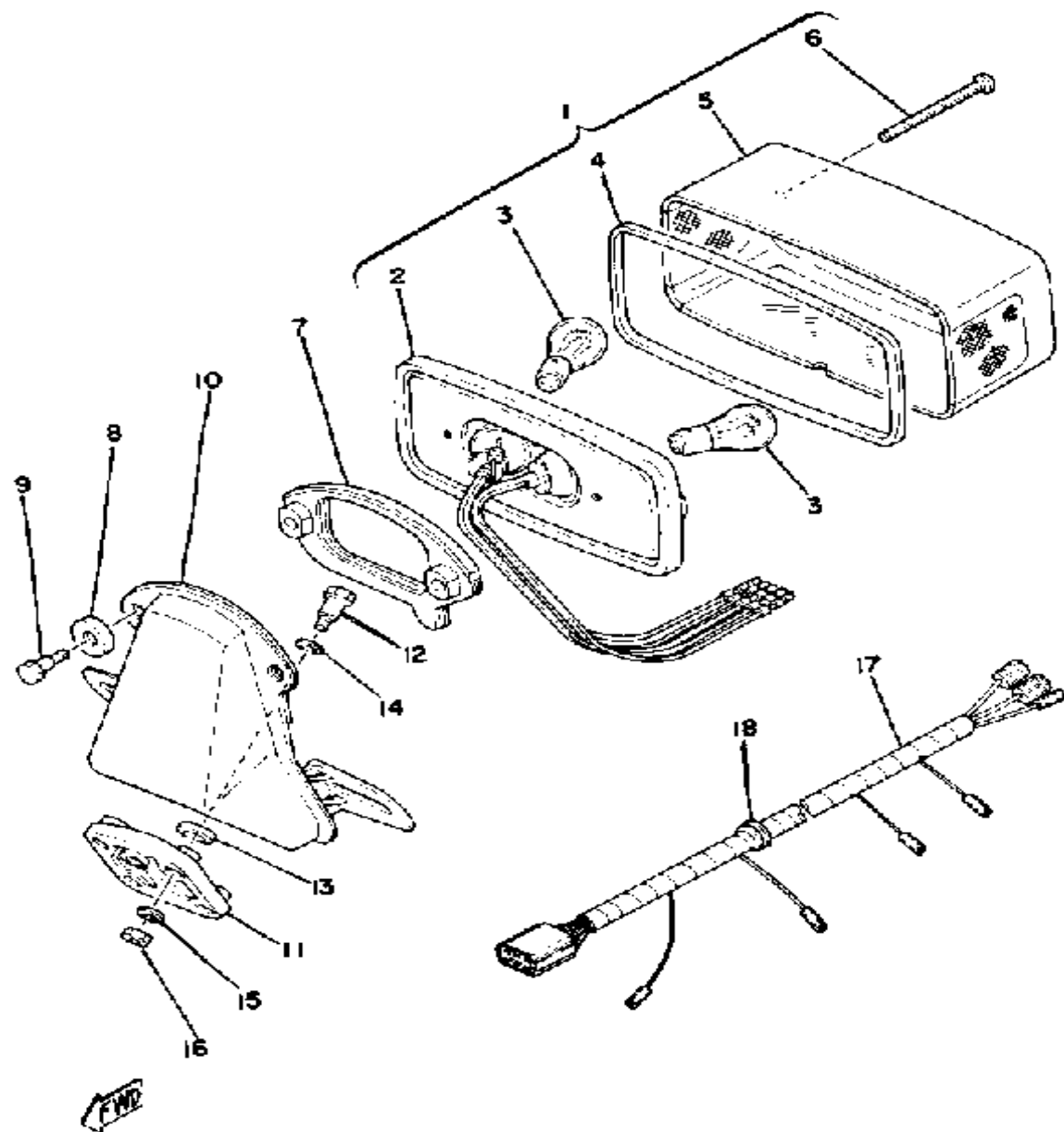


Ref. No.	Part Number	Description	Qty	Remarks
30	97006-06040-00	BOLT	2	
31	92906-06600-00	WASHER	2	
32	584-83541-00-00	DAMPER	4	
33	90387-06249-00	COLLAR	2	
34	90201-06067-00	WASHER, PLATE	2	
35	92995-06100-00	WASHER, SPRING	2	
36	95380-06600-00	NUT	2	
37	2L0-83550-00-00	SPEEDOMETER CABLE	1	
38	2V0-83560-00-00	TACHOMETER CABLE	1	



HEADLIGHT

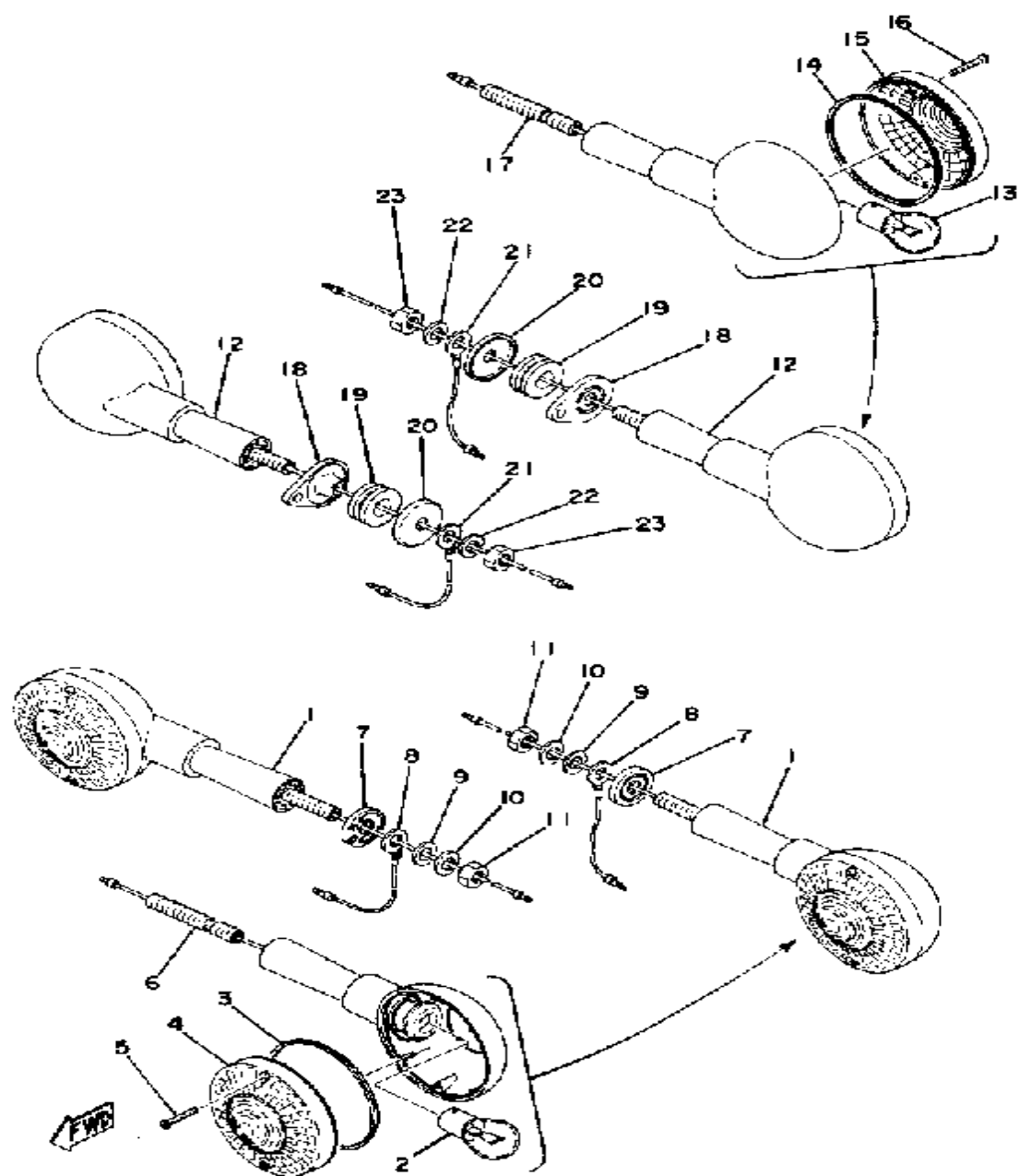
Ref. No.	Part Number	Description	Qty	Remarks
1	1A0-84330-60-33	BODY ASSEMBLY	1	YAMAHA BLACK
2	498-84145-60-00	. COLLAR, BODY FITTING	2	
3	498-84163-60-00	. DAMPER	2	
4	498-84164-60-00	. DAMPER	2	
5	1A0-84310-61-00	HEADLIGHT UNIT ASSEMBLY .	1	
6	1A0-84320-61-00	. LENS ASSEMBLY	1	
7	371-84312-60-00	. SOCKET	1	
8	1A0-84395-60-00	. RING, RETAINING	1	
9	1A0-84315-60-00	. RIM, HEADLIGHT	1	
10	438-84194-60-00	. RING, MOUNTING	2	
11	92990-05100-00	. WASHER, SPRING	2	
12	90157-04001-00	. SCREW, PAN HEAD	1	
13	1A0-84332-60-00	. SPRING, SCREW	1	
14	198-84334-60-00	. NUT, ADJUSTING	1	
15	507-84324-60-00	. SPRING, REFLECTOR	3	
16	90152-05005-00	SCREW, COUNTERSUNK	1	



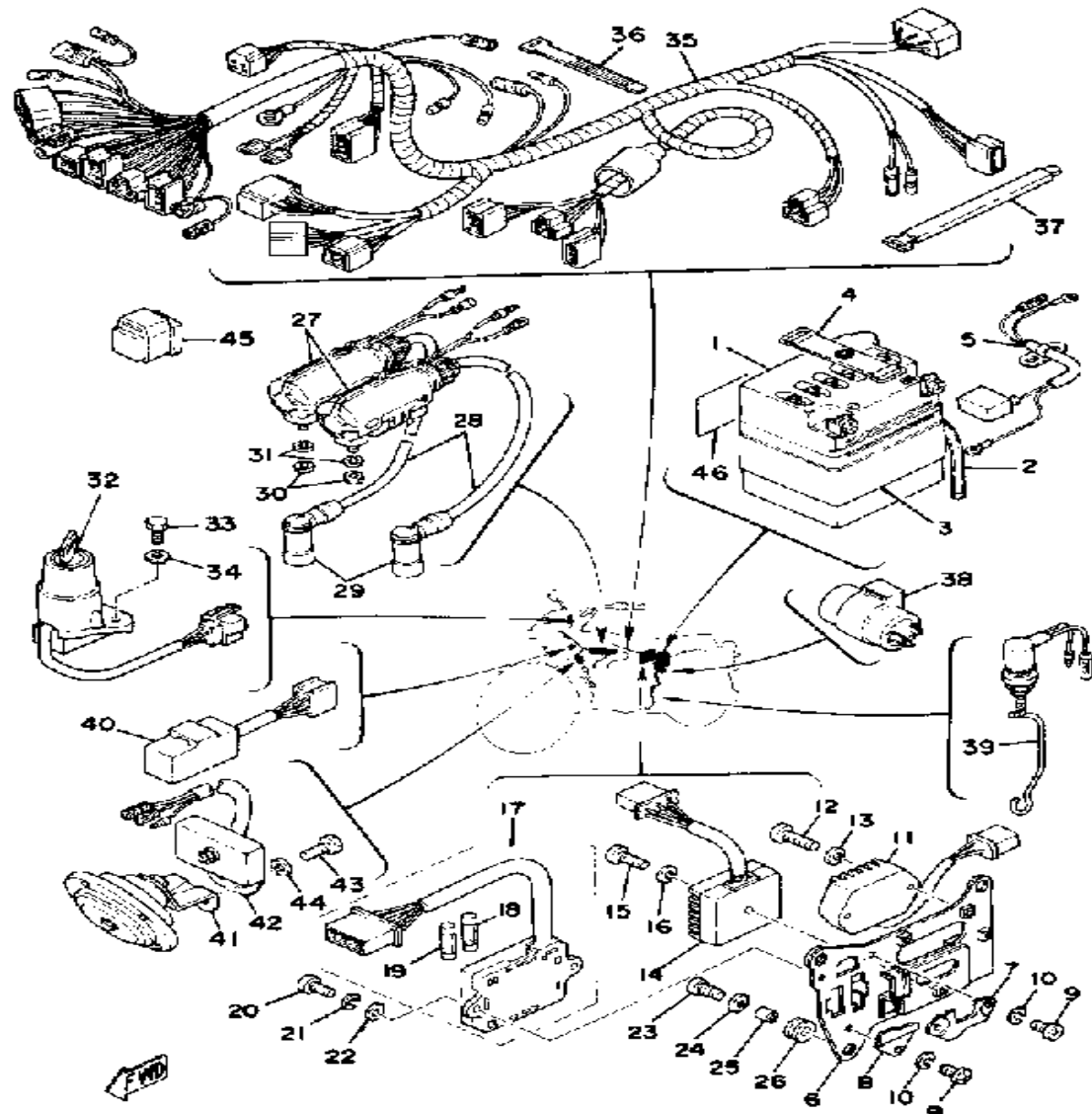
TAILLIGHT

Ref. No.	Part Number	Description	Qty	Remarks
1	2A2-84710-60-00	TAILLIGHT UNIT ASSEMBLY ..	1	
2	(2A2-84711-60-00)	BASE, TAILLIGHT	1	
3	256-84714-61-00	. BULB (12V-27/8W)	2	
4	1A0-84723-60-00	. GASKET, TAIL LENS	1	
5	1A0-84721-60-00	. LENS, TAILLIGHT	1	
6	98580-04055-00	. SCREW, LENS FITTING	2	
7	1A0-84712-60-00	SEAT, BASE	1	
8	2H7-84754-00-00	WASHER, SPECIAL	2	
9	1A0-84726-60-00	SCREW	2	
10	(2A2-84751-60-33)	BRACKET, LICENSE	1	YAMAHA BLACK
11	1A2-84753-00-00	DAMPER	1	
12	1A2-84753-10-00	DAMPER	4	
13	90109-06022-00	BOLT (338-84552-00)	4	
14	92990-08200-00	WASHER, PLAIN	4	
15	92995-06100-00	WASHER, SPRING	4	
16	95380-06600-00	NUT	4	
17	(2R8-84717-00-00)	CORD, TAILLIGHT	1	
18	90480-16112-00	GROMMET	1	

FLASHER LIGHT



Ref. No.	Part Number	Description	Qty	Remarks
1	4G5-83310-90-00	FRONT FLASHER ASSEMBLY .	2	
2	256-83311-70-XX	. BULB, TS 12V27W	2	
3	3Y6-83313-00-00	. GASKET, FLSHR LENS	2	
4	341-83312-70-00	. LENS, FLASHER	2	
5	341-83333-70-00	. SCREW, LENS FITTING	4	
6	360-83367-09-00	. BOLT, STUD	2	
7	360-83316-00-00	COLLAR, FLASHER 1	2	
8	256-84313-01-00	WIRE, EARTH	2	
9	92990-08200-00	WASHER, PLAIN	2	
10	92990-08100-00	WASHER	2	
11	95333-08600-00	NUT	2	
12	360-83330-21-93	R FLSHR LITE ASSEMBLY . . .	2	
13	256-83311-70-XX	. BULB, TS 12V27W	2	
14	3Y6-83313-00-00	. GASKET, FLSHR LENS	2	
15	341-83312-70-00	. LENS, FLASHER	2	
16	341-83337-00-0	. SCREW, LENS FITTING	4	
17	360-83367-09-00	. BOLT, STUD	2	
18	360-83326-00-00	COLLAR, FLASHER 2	2	
19	90480-18128-00	GROMMET	2	
20	90201-08612-00	WASHER, PLATE	2	
21	256-83336-01-00	CORD	2	
22	92990-08100-00	WASHER	2	
23	95333-08600-00	NUT	2	

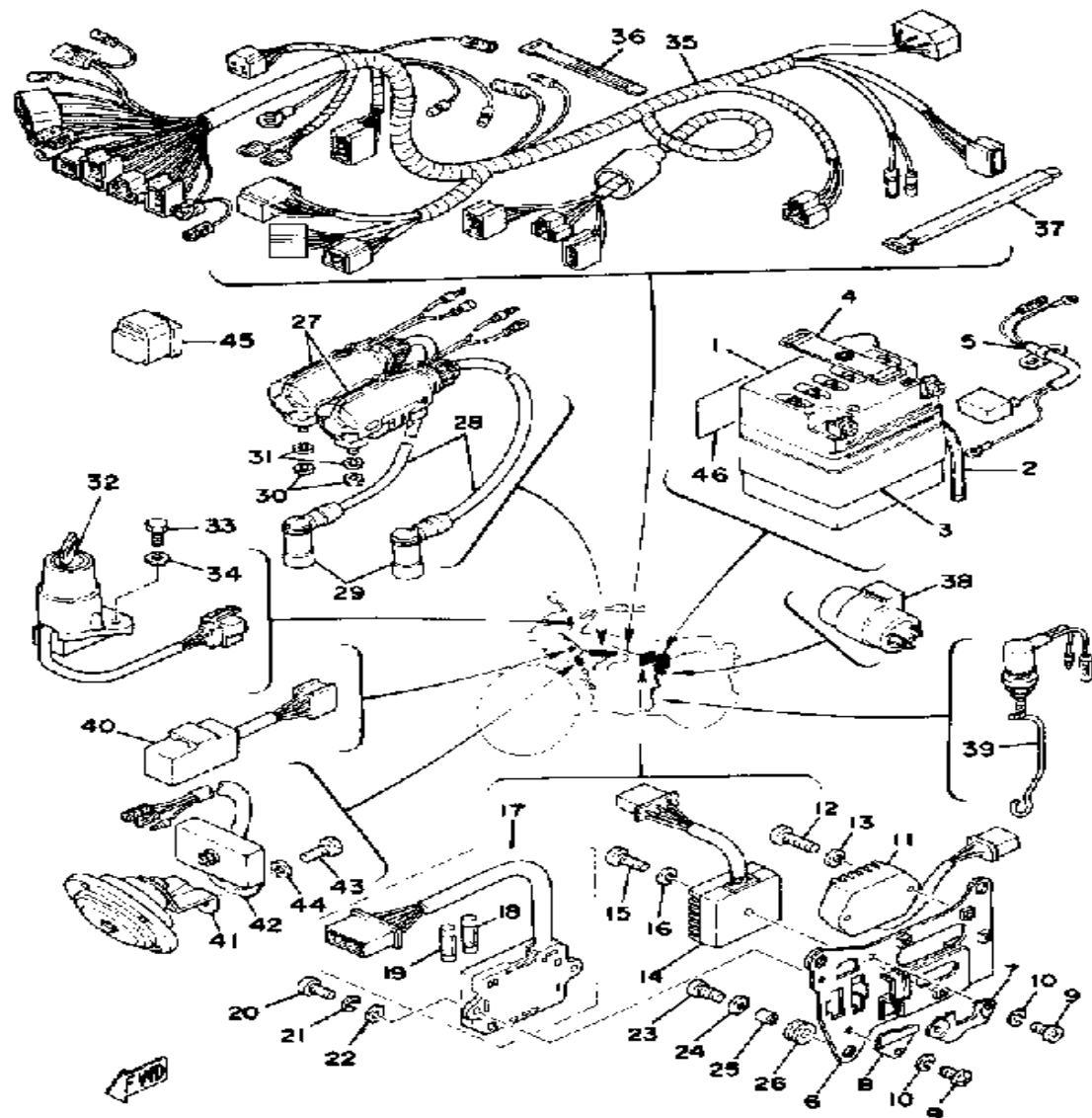


IGNITION SYSTEM	
Ignition Timing	Battery and Coil
	20° BTDC at Idle (1300-1400 rpm)
	(2.4 ± 0.15mm BTDC)
Spark Plug Type	NGK-B8E5
Spark Plug Gap / Torque / Cap Ω	0.6 ~ 0.8mm / 2.0 m·kg / 10K Ω ± 20%
Point Gap / Condenser Capacitance	0.3 ~ 0.4mm / 0.22 μ F ± 15%
TROUBLESHOOTING	
Ignition Coil Test Gap / Primary Ω / Secondary Ω	6mm / 1.4 Ω ± 10% / 6.6K Ω ± 20%

ELECTRICAL

Ref. No.	Part Number	Description	Qty	Remarks
1	BTY-12N55-A3-B0	YUASA 12N5.5A-3B	1	U.R.
2	90445-08433-00	HOSE	1	
3	1UA-82124-00-00	BAND, BATTERY	1	
4	122-82131-00-00	BAND, BATTERY	1	
5	1A0-82117-00-00	WIRE, LEAD	1	
6	(1A0-21543-01-00)	PLATE 1	1	
7	(1A0-21544-00-00)	COLLAR 1	1	
8	(1A0-21545-00-00)	PLATE 3	1	
9	98580-06010-00	SCREW, PAN HEAD (92503-06010)	3	
10	92995-06100-00	WASHER, SPRING	3	
11	1A0-81910-20-00	VOLTAGE REG ASSEMBLY ..	1	
12	98580-06030-00	SCREW PAN HEAD	2	
13	92995-06100-00	WASHER, SPRING	2	
14	1L9-81970-60-00	RECTIFIER ASSEMBLY (1A0-81970-20)	1	
15	92990-06200-00	WASHER	1	
16	92995-06100-00	WASHER, SPRING	1	
17	1J7-82170-40-00	FUSE BOX ASSEMBLY	1	
18	116-82151-00-00	. FUSE (10A)	4	
19	1A0-82161-00-00	. FUSE (20A) (148-82151-00-00)	2	
20	98580-05016-00	SCREW, PAN HEAD	2	
21	92990-05100-00	WASHER, SPRING	2	
22	92901-05600-00	WASHER, PLATE	2	
23	98503-06014-00	SCREW, PAN HEAD (92502-06016)	3	
24	90201-06M08-00	WASHER, PLATE	3	
25	90387-062N2-00	COLLAR	3	
26	90480-13018-00	GROMMET	3	
27	1A0-82310-10-00	IGNITION COIL ASSEMBLY ...	2	

CONTINUED ON NEXT FRAME ►



IGNITION SYSTEM	
Ignition Timing	Battery and Coil 20° BTDC at Idle (1300-1400 rpm) (2.4 ± 0.15mm BTDC)
Spark Plug Type	NGK-B8E5
Spark Plug Gap / Torque / Cap Ω	0.6 ~ 0.8mm / 2.0 m·kg / 10K Ω ± 20%
Point Gap / Condenser Capacitance	0.3 ~ 0.4mm / 0.22 μF ± 15%
TROUBLESHOOTING	
Ignition Coil Test Gap / Primary Ω / Secondary Ω	6mm / 1.4 Ω ± 10% / 6.6K Ω ± 20%

ELECTRICAL

Ref. No.	Part Number	Description	Qty	Remarks
28	137-82341-01-00	CORD, HIGH TENSION 1 (3AD-82341-00-00)	2	
29	56J-82370-00-00	PLUG CAP ASSEMBLY	2	
30	95380-06600-00	NUT	4	
31	92995-06100-00	WASHER, SPRING	4	
32	3JV-82501-00-00	MAIN SWITCH STEERING LOCK	1	
33	97011-06020-00	BOLT	2	
34	92901-06600-00	WASHER	2	
35	(2V0-82590-50-00)	WIRE HARNESS ASSEMBLY ..	1	
36	437-83936-11-00	BAND, SWITCH CORD	2	
37	341-26397-01-00	BAND	1	
38	2F0-83350-70-00	FLASHER RELAY ASSEMBLY .	1	
39	2R8-82530-02-00	STOP SWITCH ASSEMBLY ...	1	
40	1A0-83395-03-00	FLASHER CANCL UNIT	1	
41	1A0-83371-21-00	HORN	1	
42	1A0-85370-10-00	RESISTOR ASSEMBLY	1	
43	97011-06016-00	BOLT	2	
44	92995-06100-00	WASHER, SPRING	2	
45	2H7-81950-10-00	RELAY ASSEMBLY	1	
46	118-82141-09-00	LABEL, BATTERY	1	

RD400F 1979 SERVICE DATA

MOTORCYCLE
M79-009

MODEL — IBM I.D. NUMBER	RD400F 2V0
Initial Engine Number/Frame Number	2V0-000101 / 2V0-000101
Basic Color(s)	New Pearl White
Fuel Type/Fuel Tank Capacity/Reserve Capacity	Regular / 16.5 Lit. (4.4 Gal.) / 1.5 Lit. (.4 Gal.)
Dry Vehicle Weight	155 kg (342 lbs.)
ENGINE TYPE	2-Stroke, Air-Cooled, Reed Valve
Bore/Stroke/Number Cylinders/Displacement (cc)	64mm / 62mm / 2 / 399cc
Compression Ratio/Compression Pressure min~max	10.2:1 (Corrected: 6.7:1) / N/A
Piston Skirt Clearance new/max.	0.030 ~ 0.035mm / 0.1mm
Ring End Gap Top/2nd/3rd	0.3 ~ 0.5mm / 0.3 ~ 0.5mm / ϕ
Valve Clearance (cold) Intake/Exhaust	ϕ
Oil Pressure Hot/rpm	ϕ
Oiling System	Autolube
Capacity: Dry	1.6 Lit.
Oil and Filter Change	ϕ
Oil Change	ϕ
Lubricant: Temp above 5°C (40°F)	Yamalube 2*
Below 15°C (60°F)	Yamalube 2*
AUTOLUBE — Min. Stroke/Color Code	0.20 ~ 0.25mm / Sky Blue
Minimum Output @ 100 cycles	0.50cc (Total for Both Cylinders)
Maximum Output @ 100 cycles	5.53cc (Total for Both Cylinders)
CARBURETOR — Mfr./Type/I.D. Number	Mikuni / VM28SS / 2V000
Main Jet/Pilot Jet	140 / 30
Needle Jet/Jet Needle-Clip Position	0-0 / 5FN29-3
Slide Cutaway or Throttle Valve	4.0
Float Level	21 ± 1mm
Idle rpm	1300 ~ 1400 rpm
CO % @ Idle (Diagnostic Use Only)	8% or less
SUSPENSION	
Front Forks: Oil Type/Level/Qty.	10 wt. Fork Oil / ϕ / 163.5 ± 4cc
Gas Pressure	ϕ
Spring Length Std.	444.5mm
Monoshock: Oil Type/Qty.	ϕ / ϕ
Gas Pressure	ϕ
Minimum Brake Lining Thickness	Front: 6.5mm Rear: 6.5mm
Tire Size (Nominal Pressure)	F:3.25S18(1.8kg/cm ² /26 psi) R:3.50S18(2.0kg/cm ² /28 psi)
TRANSMISSION — Oil Type/Qty Chg/Qty Reassemble	SAE 10W30 SE / 1500cc ± 50 / 1700cc
Primary Drive Type/Teeth/Ratio	Helical / 66-23 / 2.869
Secondary Drive Type/Teeth/Chain	Chain / 37-17 / DID50DS-96L
Clutch Friction Plate Thickness Std ~ Min.	3.0 ~ 2.7mm
Clutch Spring Length Std ~ Min.	36.4 ~ 35.4mm
Middle Gear Case Capacity	ϕ
Final Gear Case Capacity	ϕ
Gear Case Lubricant: Temp above 5°C (40°F)	ϕ
Temp below 15°C (60°F)	ϕ
All Weather Conditions	ϕ

Service Copy: _____ Service Mgr. _____ Mechanic _____ Mechanic _____ Mechanic _____ Binder

Office Copy: _____ General Mgr. _____ Sales _____ Parts _____ Binder

©1979 YAMAHA MOTOR CORPORATION, U.S.A. CYPRESS, CALIF.

March 2, 1979 PAGE 1 OF 2

CHARGING SYSTEM	A.C Generator / 3 Phase / Full Wave
Battery: Model / Spec. Grav. / Chg. Rate	YUASA 12N5.5A-3B(12V5.5AH)/1.28/0.55A
Maximum Output	14V-20A @ 5000 rpm
TROUBLESHOOTING	
Field Coil Color Code / Ω	Rotor:Grn ~ Blk / 5.5 Ω ± 10% Stator:Wht ~ Wht / 0.23 Ω ± 10%
Charge Coil Color Code / Ω	ϕ
IGNITION SYSTEM	Battery and Coil
Ignition Timing	20° BTDC at Idle (1300-1400 rpm) (2.4 ± 0.15mm BTDC)
Spark Plug Type	NGK-B8ES
Spark Plug Gap / Torque / Cap Ω	0.6 ~ 0.8mm / 2.0 m·kg / 10K Ω ± 20%
Point Gap / Condenser Capacitance	0.3 ~ 0.4mm / 0.22 μ F ± 15%
TROUBLESHOOTING	
Ignition Coil Test Gap / Primary Ω / Secondary Ω	6mm / 1.4 Ω ± 10% / 6.6K Ω ± 20%
Pulse Coil or Pick-up Coil Color Code / Ω	ϕ
Source Coil Color Code / Ω	ϕ
LIGHTING SYSTEM	
Headlight / Taillight / Signal Rating	12V50-35W / 12V27-8W / 12V27W
TROUBLESHOOTING	
Lighting Coil Color Code / Ω	ϕ
TORQUE VALUES	
Front Axle Nut	14 x 1.5: 10.6 m·kg
Front Axle Holder Nut	8 x 1.25: 1.0 m·kg
Rear Axle Nut	14 x 1.5: 10.6 m·kg
Rear Axle Pinch Bolt	ϕ
Clutch Nut	18 x 1.0: 6.5 m·kg
Drain Plug	8 x 1.25: 2.5 m·kg
Cylinder Head Cover	ϕ
Cylinder Head:	Nut: 8 x 1.25: 2.0 m·kg Stud: 8 x 1.25: 2.4 m·kg
Engine Mounting Bolts: Front	8 x 1.25: 1.8 m·kg
Rear	10 x 1.25: 1.8 m·kg
Upper	10 x 1.25: 3.0 m·kg

ϕ Does Not Apply to This Model

* Available From Yamaha Parts Distributors, Inc.

PAGE 2 OF 2

CHARGING SYSTEM	A.C Generator / 3 Phase / Full Wave
Battery: Model / Spec. Grav. / Chg. Rate	YUASA 12N5.5A-3B(12V5.5AH)/1.28/0.55A
Maximum Output	14V-20A @ 5000 rpm
TROUBLESHOOTING	
Field Coil Color Code / Ω	Rotor:Grn ~ Blk / 5.5 $\Omega \pm 10\%$ Stator:Wht ~ Wht / 0.23 $\Omega \pm 10\%$
Charge Coil Color Code / Ω	ϕ
IGNITION SYSTEM	Battery and Coil
Ignition Timing	20° BTDC at Idle (1300-1400 rpm)
	(2.4 \pm 0.15mm BTDC)
Spark Plug Type	NGK-B8ES
Spark Plug Gap / Torque / Cap Ω	0.6 ~ 0.8mm / 2.0 m·kg / 10K $\Omega \pm 20\%$
Point Gap / Condenser Capacitance	0.3 ~ 0.4mm / 0.22 μ F $\pm 15\%$
TROUBLESHOOTING	
Ignition Coil Test Gap / Primary Ω / Secondary Ω	6mm / 1.4 $\Omega \pm 10\%$ / 6.6K $\Omega \pm 20\%$
Pulse Coil or Pick-up Coil Color Code / Ω	ϕ
Source Coil Color Code / Ω	ϕ
LIGHTING SYSTEM	
Headlight / Taillight / Signal Rating	12V50-35W / 12V27-8W / 12V27W
TROUBLESHOOTING	
Lighting Coil Color Code / Ω	ϕ
TORQUE VALUES	
Front Axle Nut	14 x 1.5: 10.6 m·kg
Front Axle Holder Nut	8 x 1.25: 1.0 m·kg
Rear Axle Nut	14 x 1.5: 10.6 m·kg
Rear Axle Pinch Bolt	ϕ
Clutch Nut	18 x 1.0: 6.5 m·kg
Drain Plug	8 x 1.25: 2.5 m·kg
Cylinder Head Cover	ϕ
Cylinder Head:	Nut: 8 x 1.25: 2.0 m·kg
	Stud: 8 x 1.25: 2.4 m·kg
Engine Mounting Bolts: Front	8 x 1.25: 1.8 m·kg
Rear	10 x 1.25: 1.8 m·kg
Upper	10 x 1.25: 3.0 m·kg

ϕ Does Not Apply to This Model

* Available From Yamaha Parts Distributors, Inc.