

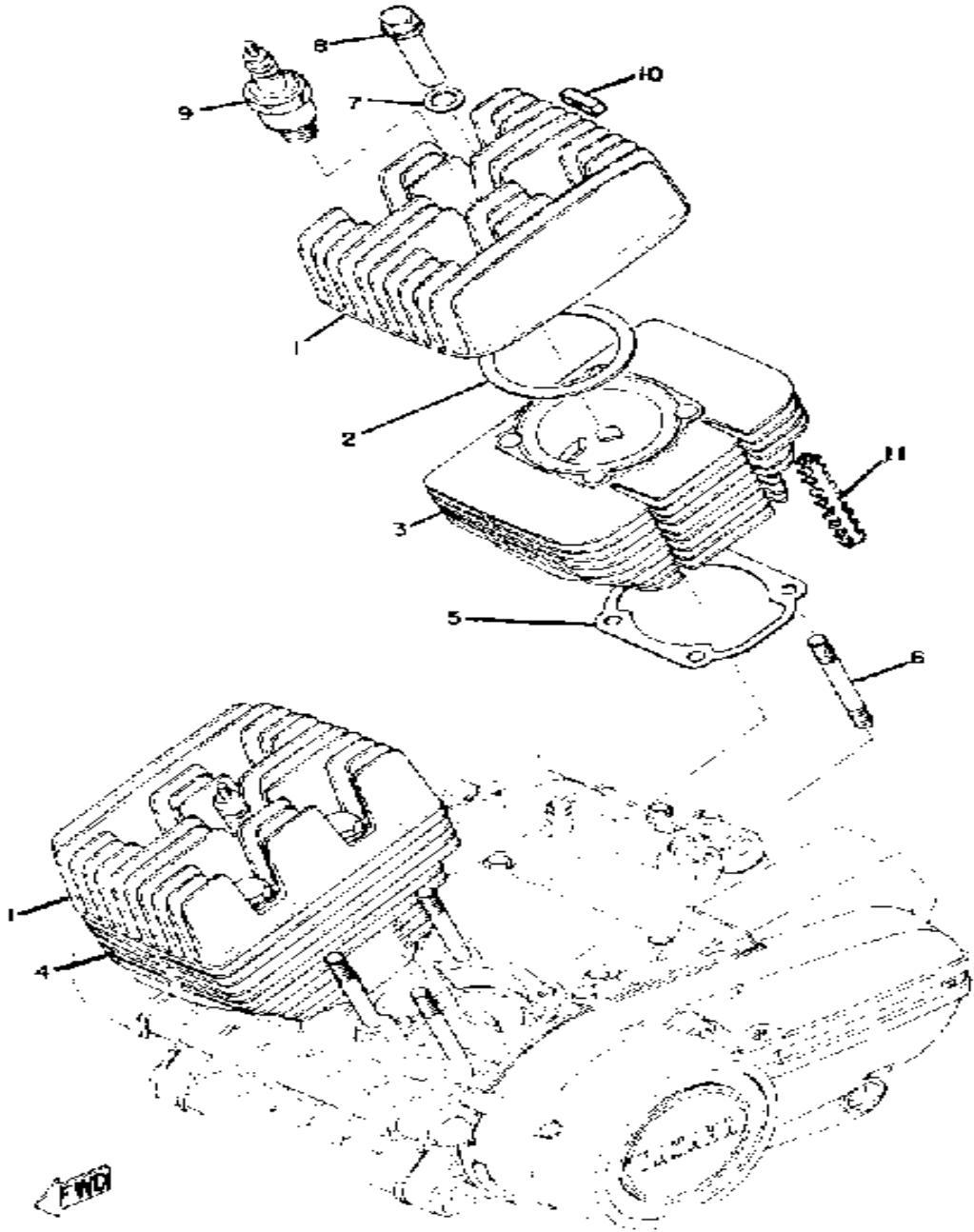
YAMAHA

GENUINE

PARTS CATALOGUE

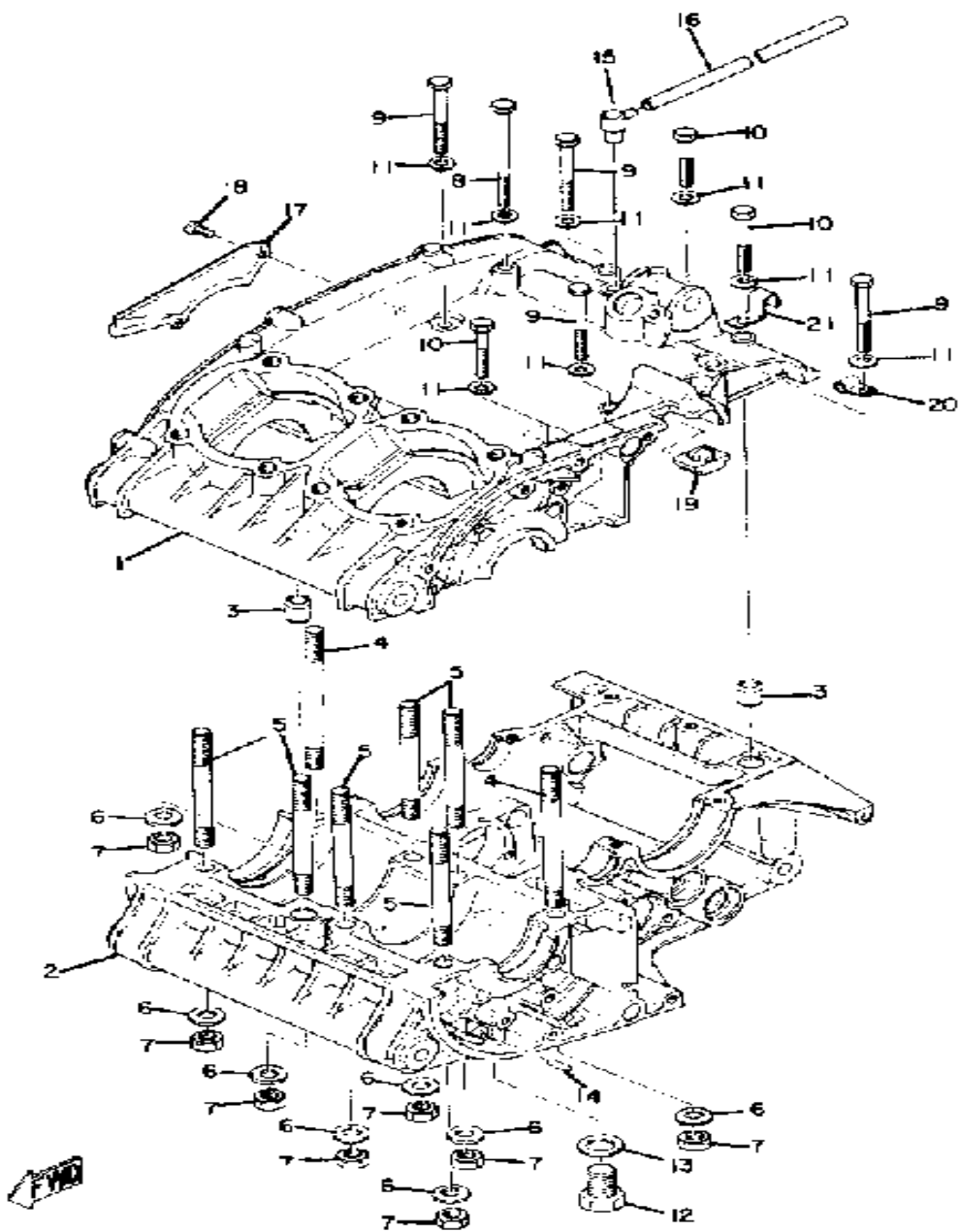
MOTORCYCLE

CYLINDER HEAD

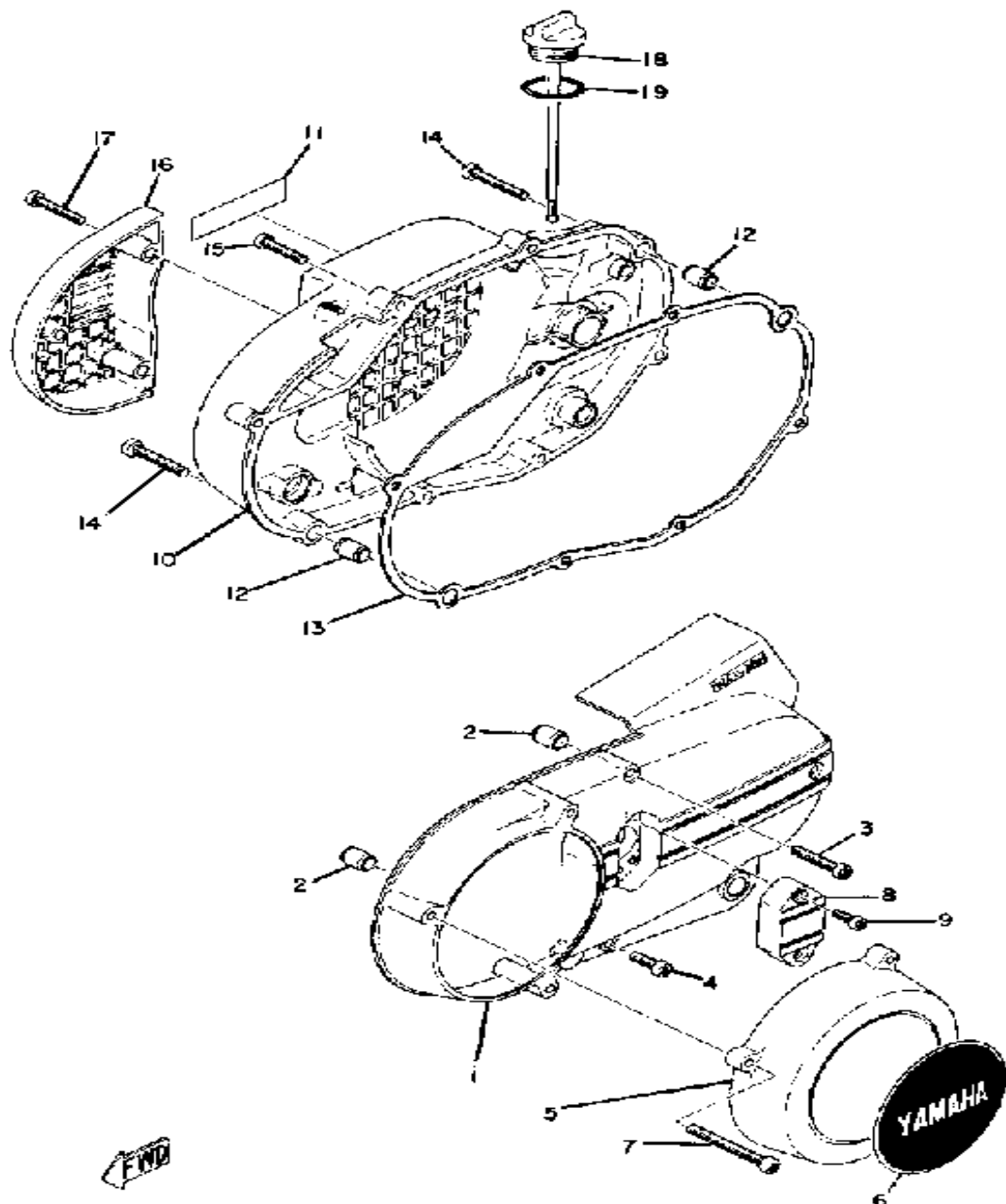


Ref. No.	Part Number	Description	Qty	Remarks
1	(361-11111-01-00)	HEAD, CYLINDER 1	2	
2	280-11181-01-00	GASKET, CYLINDER HEAD 1 .	2	
3	(361-11311-00-00)	CYLINDER 1	1	
4	(361-11321-00-00)	CYLINDER 2	1	
5	278-11351-01-00	GASKET, CYLINDER	2	
6	90116-08065-00	BOLT, STUD	8	
7	90201-12362-00	WASHER, PLATE	8	
8	90179-08026-00	NUT, SPEC'L SHAPE	8	
9	NGK-B8HS0-00-00	PLUG, SPARK	2	
10	(416-11161-00-00)	ABSORBER 1	20	
11	521-11162-01-00	ABSORBER 2	4	

CRANKCASE

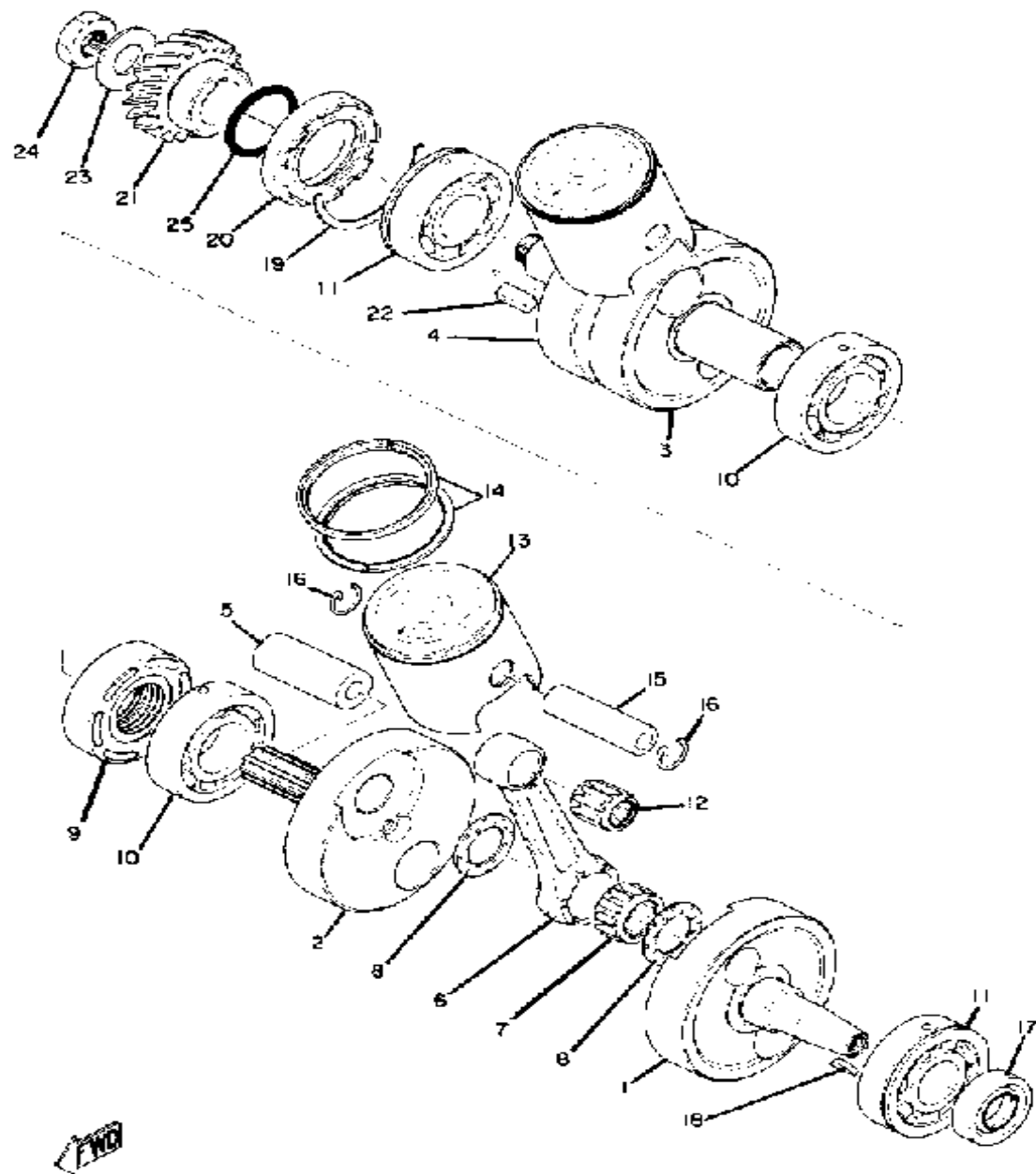


Ref. No.	Part Number	Description	Qty	Remarks
1	UNA-VAILA-BL-EI	0 0	111	
2	UNA-VAILA-BL-EI	0 0	111	
3	99510-12016-00	. PIN, DOWEL	2	
4	90116-08232-00	BOLT, STUD	2	
5	90116-08064-00	BOLT, STUD	6	
6	92990-08200-00	WASHER, PLAIN	8	
7	95333-08600-00	NUT, HEXAGON	8	
8	97311-06090-00	BOLT, HEXAGON	8	
9	97313-06055-00	BOLT, HEXAGON (97322-06055)	4	
10	97313-06045-00	BOLT (97021-06045-00)	3	
11	92990-06200-00	WASHER	8	
12	90109-14385-00	BOLT	1	
13	137-15353-00-00	GASKET, DRAIN	1	
14	93603-14026-00	PIN, DOWEL	1	
15	583-15371-00-00	BREATHER	1	
16	90446-07241-00	HOSE (3AK)	1	
17	278-15492-01-00	COVER	1	
18	98580-05010-00	SCREW, PAN HEAD	2	
19	278-15441-00-00	HOLDER, CLCH CABLE	1	
20	(90462-05012-00)	CLAMP	1	
21	90462-05005-00	CLAMP	1	
-1	(278-15100-02-00)	CRANKCASE ASSEMBLY	1	



CRANKCASE COVER

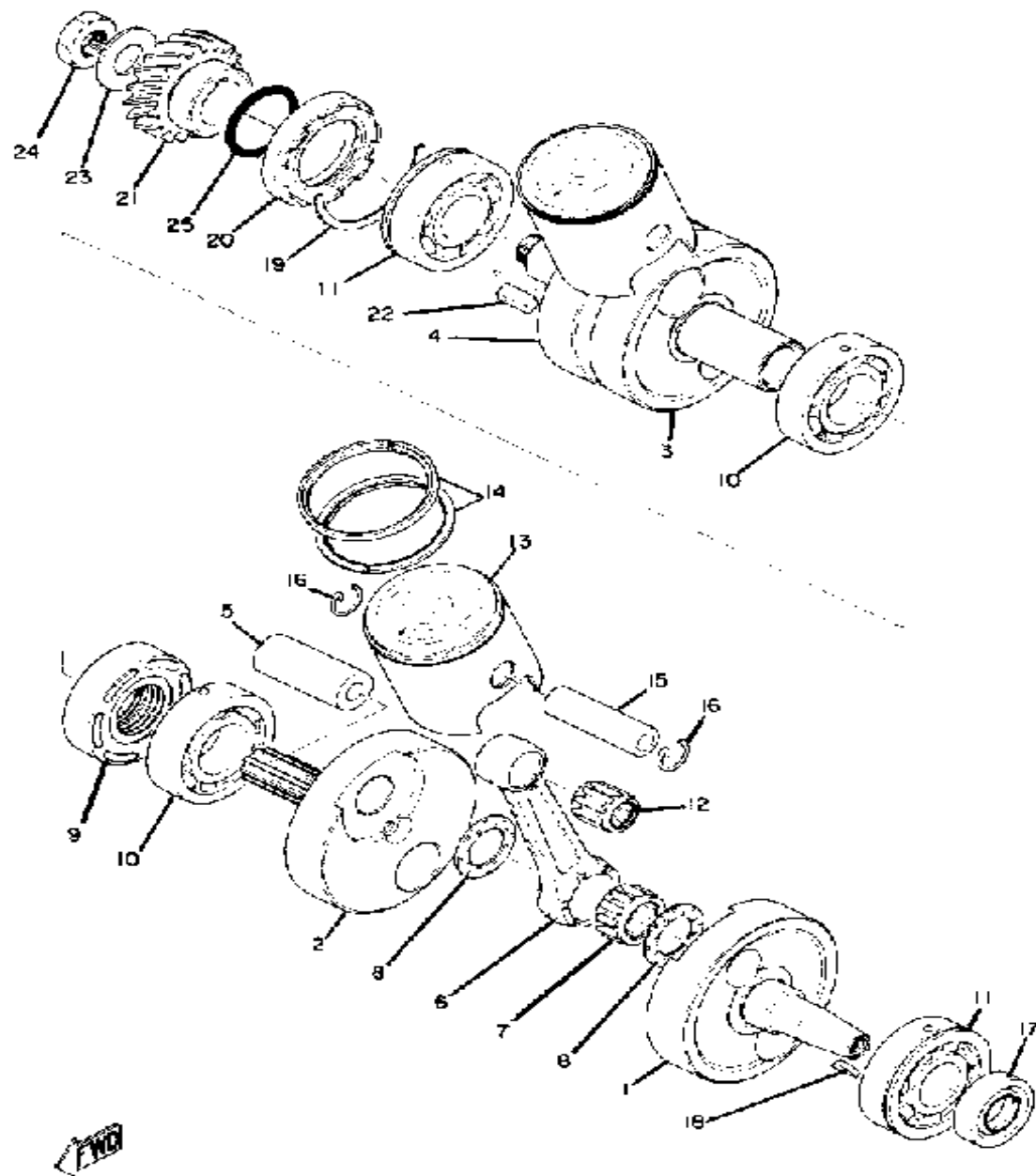
Ref. No.	Part Number	Description	Qty	Remarks
1	(360-15411-01-00)	COVER, CRANKCASE L	1	
2	99510-12016-00	PIN, DOWEL	2	
3	98506-06035-00	SCREW, PAN HEAD	2	
4	98516-06020-00	SCREW, PAN HEAD	1	
5	(360-15415-01-00)	COVER, GENERATOR	1	
6	360-15425-01-00	COVER, GENERATOR R	1	
7	98506-06060-00	SCREW, PAN HEAD	3	
8	(360-15417-00-00)	COVER, CAP	1	
9	98506-05020-00	SCREW, PAN HEAD	2	
10	(360-15421-01-00)	COVER, CRANKCASE R	1	
11	360-15435-00-00	EMBLEM	1	
12	99510-12016-00	PIN, DOWEL	2	
13	278-15461-02-00	GASKET, CRCS CVR 2	1	
14	98506-06040-00	SCREW, PAN HEAD	2	
15	98516-06030-00	SCREW, PAN HEAD	6	
16	(360-15416-01-00)	COVER, OIL PUMP	1	
17	98506-06035-00	SCREW, PAN HEAD	3	
18	360-15363-01-00	PLUG, OIL	1	
19	93210-27778-00	O-RING	1	



CRANK - PISTON

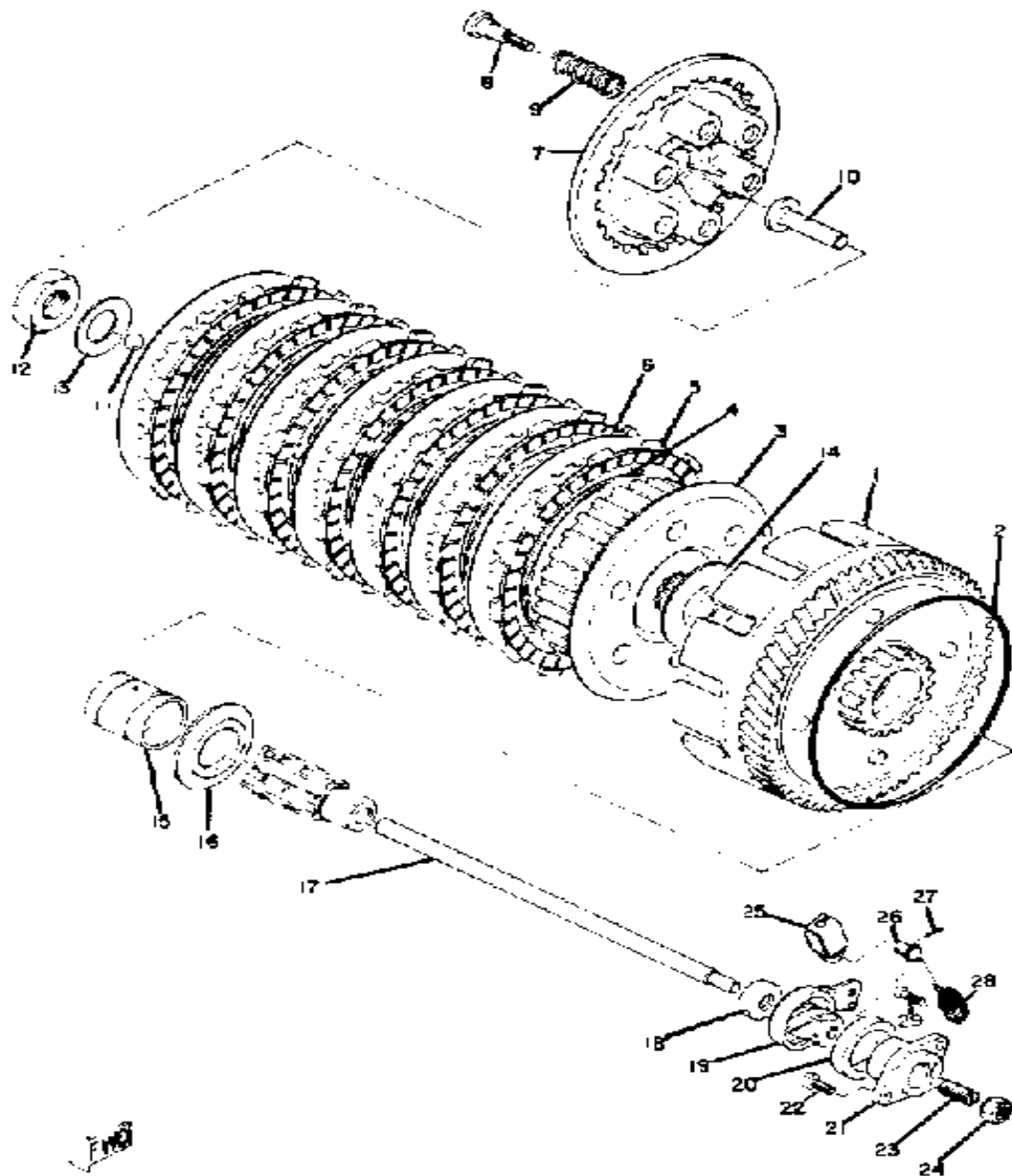
Ref. No.	Part Number	Description	Qty	Remarks
1	(278-11412-00-00)	. CRANK 1	1	
2	(278-11422-00-00)	. CRANK 2	1	
3	(278-11432-00-00)	. CRANK 3	1	
4	(278-11442-00-00)	. CRANK 4	1	
5	8G8-11681-00-00	. PIN, CRANK 1	2	
6	34X-11651-00-00	. ROD, CONNECTING	2	
7	93310-42277-00	. BEARING, CYLINDER.#10 (93310-42231)	2	
8	90209-22248-00	. WASHER	4	
9	278-11515-00-00	. SEAL, LABYRINTH 1	1	
10	93306-20621-00	. BEARING	2	
11	93306-30549-00	. BEARING	2	
12	93310-216L2-00	BEARING, CYLINDRICAL	2	
13	361-11631-03-96	PISTON STD	2	
	361-11635-03-00	PISTON 1 O/S 0.25 (361-11635-02)	2	ALT. PART
14	361-11610-02-00	PISTON RINGSET STD	2	
	361-11610-12-00	PISTON RINGSET 1ST	2	ALT. PART
	361-11610-22-00	PISTON RINGSET 2ND	2	ALT. PART
15	280-11633-00-00	PIN, PISTON	2	
16	93450-17025-00	CIRCLIP	4	
17	93103-20076-00	OIL SEAL, SW-TYPE	1	
18	90280-04005-00	KEY, WOODRUFF	1	
19	278-17424-01-00	CIRCLIP 1	1	
20	93103-40077-00	OIL SEAL	1	
21	(280-16111-01-00)	GEAR, PRI DRIVE 0 0	1	5705
	(280-16111-01-00)	GEAR, PRI DRIVE 0 0	1	M4-038
22	90282-07023-00	KEY, STRAIGHT	1	
23	214-16119-00-00	SPRING, BELLEVILLE	1	

CONTINUED ON NEXT FRAME ►



CRANK - PISTON

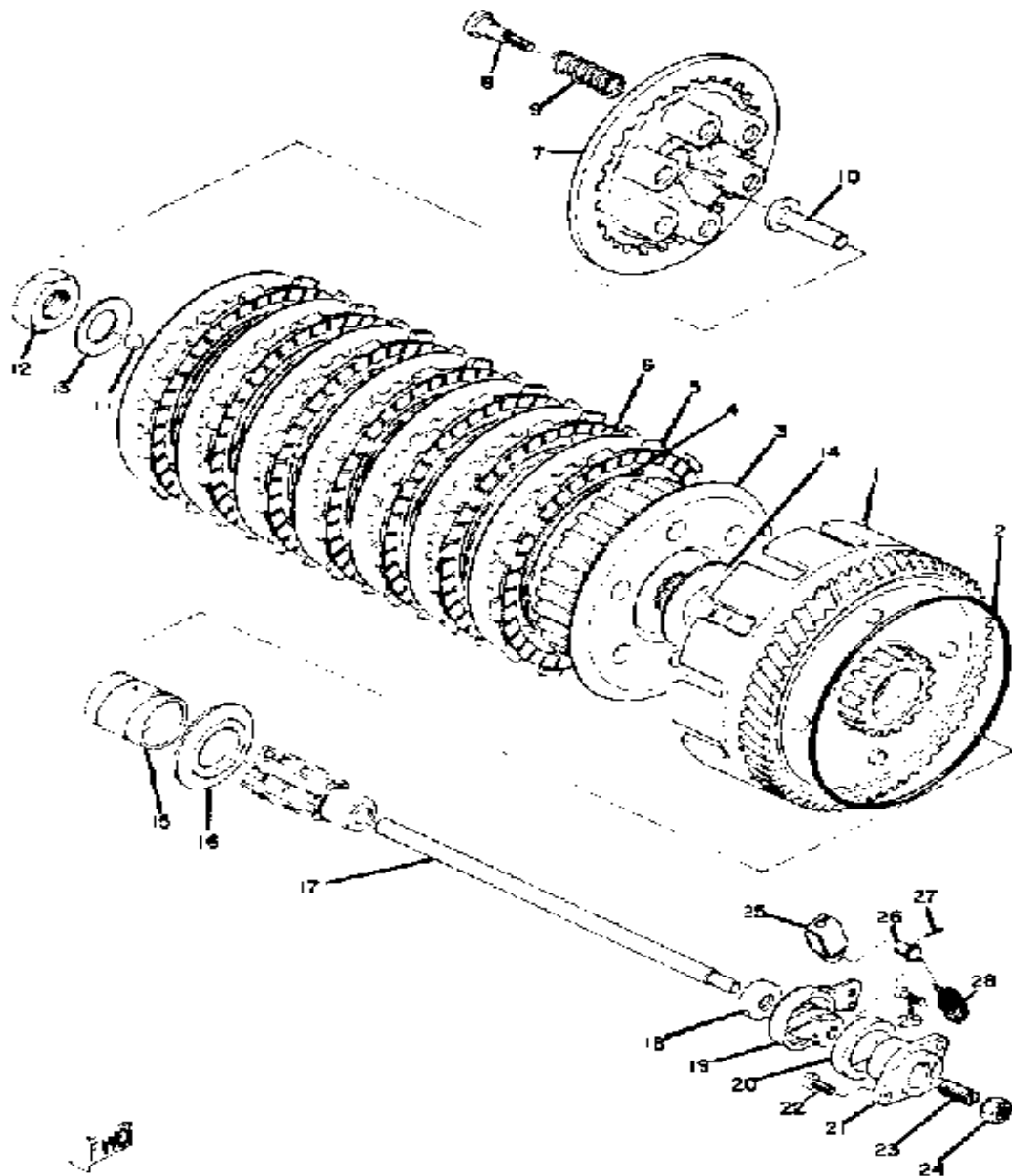
Ref. No.	Part Number	Description	Qty	Remarks
24	90170-16182-00	NUT	1	
25	(361-11630-10-00)	PISTON KIT 1ST	1	
	(90891-10041-00)	SEAL CRANK RD 0 1	1	75696M4-038
	360-11526-00-00	SEAL, CRANKSHAFT 0 0	1	57056M4-038
	361-11630-00-00	PISTON KIT STD	1	INCLUDES PISTON
	361-11636-03-00	PISTON 2 O/S 0. 0	1	PC. CLIP 2 PCS.
-1	(360-11400-00-00)	CRANKSHAFT ASSEMBLY ...	1	



CLUTCH

Ref. No.	Part Number	Description	Qty	Remarks
1	(280-16150-01-00)	PRI DRVN GEAR	1	
2	93211-15149-00	. O-RING	1	
3	360-16370-00-00	. CLUTCH BOSS ASSEMBLY 0 1 .	1	7915
4	278-16367-00-00	. RING, CUSHION	7	
5	360-16321-00-00	. PLATE, FRICTION 0 7	7	7915
6	360-16325-00-00	PLATE, CLUTCH 2	7	7915
7	214-16351-00-00	. PLATE, PRESSURE 1	1	
8	(90149-05147-00)	. SCREW, SPECL SHAPE	6	
9	90501-20361-00	. SPRING, COMPRESSION	6	
10	174-16356-00-00	ROD, PUSH 1	1	
11	93505-16006-00	BALL	1	
12	90170-18089-00	NUT, HEXAGON	1	
13	214-16119-00-00	SPRING, BELLEVILLE	1	
14	170-16164-00-00	PLATE, THRUST 2	1	
15	278-16181-01-00	SPACER 1	1	
16	(278-16154-00-00)	PLATE, THRUST 1	1	
	360-16154-00-00	PLATE, THRUST 1	1	
17	237-16357-01-00	ROD, PUSH 2	1	
18	93109-08061-00	OIL SEAL	1	
19	360-16340-00-00	PUSH LEVER ASSEMBLY	1	
20	214-16347-01-00	SEAL, DUST	1	
21	371-16396-00-00	HOUSING, PUSH SCREW	1	
22	98580-05012-00	. SCREW, PAN HEAD	2	
23	90113-08021-00	BOLT, SET	1	
24	90179-08179-00	NUT	1	
25	214-16389-00-00	JOINT	1	
26	90240-06005-00	PIN, CLEVIS	1	
27	91401-10015-00	PIN, COTTER	1	
28	90506-10069-00	SPRING, TENSION	1	

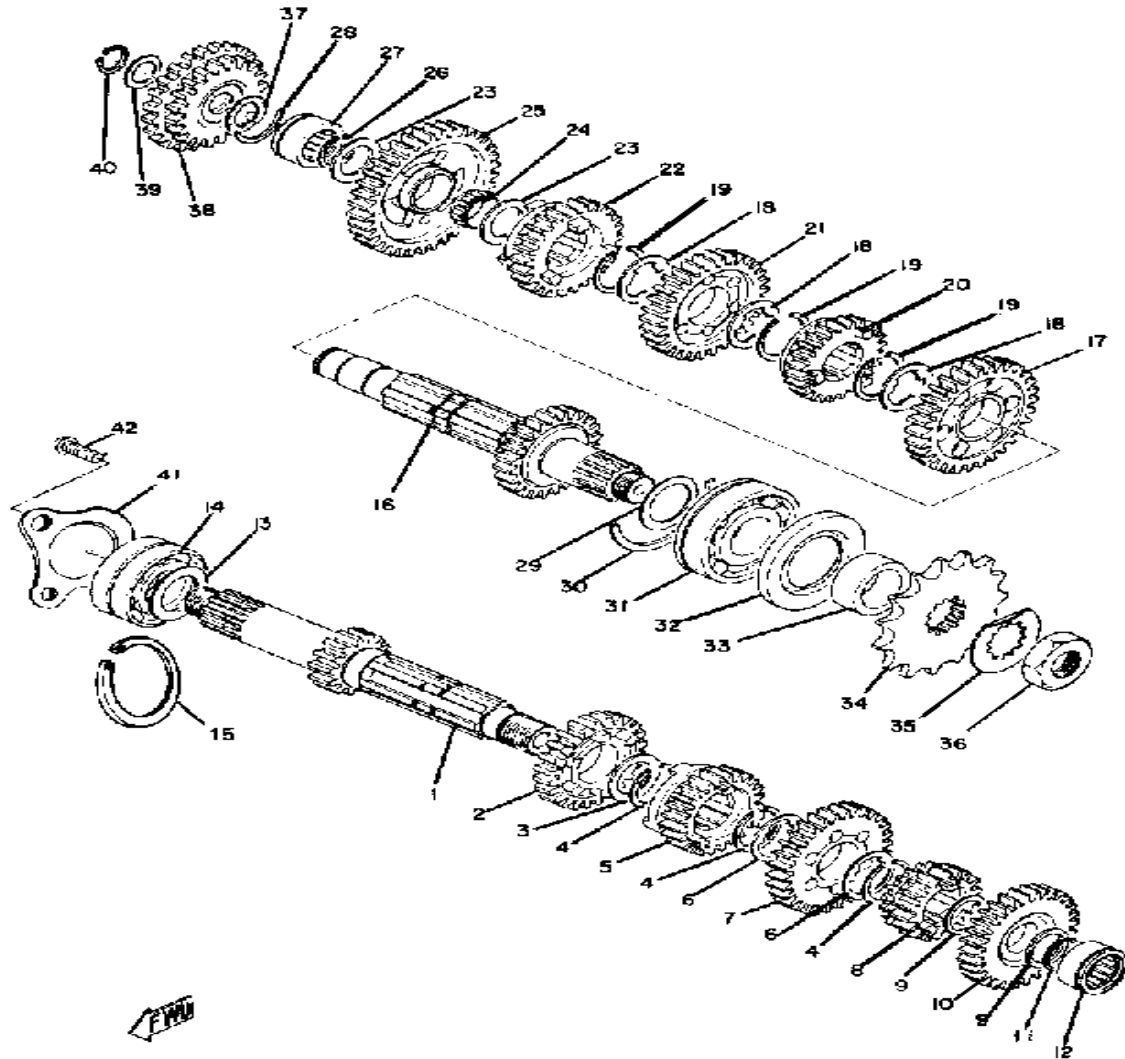
CONTINUED ON NEXT FRAME ➤



CLUTCH

Ref. No.	Part Number	Description	Qty	Remarks
29	132-16346-00-00	HOOK, SPRING	1	
-1	(361-16301-01-00)	CLUTCH ASSEMBLY	1	
	(361-16301-01-00)	CLUTCH ASSEMBLY	104	7915

TRANSMISSION



RD250A

DRIVE - PRIMARY (TYPE) (TEETH) (RATIO)	Helical Gear	68/21	3.238:1
SECONDARY (TYPE) (TEETH) (RATIO)	OK530DS	91 links	40/15 2.667:1
TRANSMISSION RATIOS 1st (TEETH) (RATIO) (O.A.)	38/14	2.571	22.202
2nd	32/18	1.777	15.345
3rd	29/22	1.318	11.381
4th	26/25	1.040	8.981
5th	24/27	0.889	7.677
6th	22/28	0.785	6.779

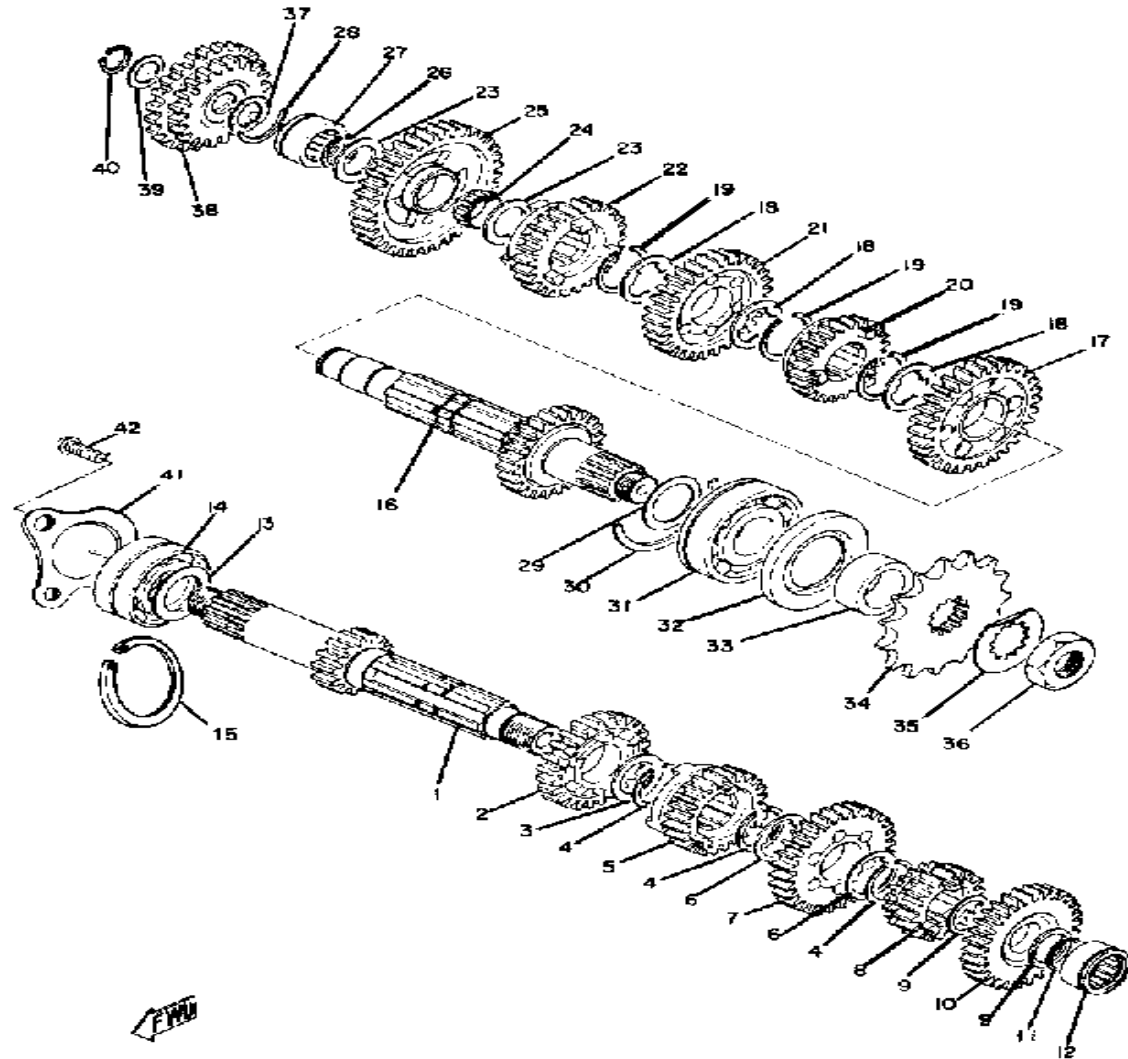
RD250B

DRIVE - Primary (type) (teeth) (ratio)	Helical Gear	68/21	3.238
Secondary (type) (teeth) (ratio)	OK530DS 91L	40/15	2.667
Transmission Ratios 1st (teeth) (ratio) (O.A.)	38/14	2.571	22.202
2nd	32/18	1.777	15.345
3rd	29/22	1.318	11.381
4th	26/25	1.040	8.981
5th	24/27	0.889	7.677
6th	22/28	0.785	6.779

Ref. No.	Part Number	Description	Qty	Remarks
1	(360-17411-00-00)	AXLE, MAIN	1	
2	(360-17141-00-00)	GEAR, 4TH PINION	1	
3	90201-25490-00	WASHER, PLATE	1	
4	93440-25084-00	CIRCLIP	3	
5	(360-17131-00-00)	GEAR, 3RD PINION	1	
6	90209-21105-00	WASHER	2	
7	(360-17161-00-00)	GEAR, 6TH PINION	1	
8	1A1-17121-00-00	GEAR, 2ND PINION	1	
9	90201-20266-00	WASHER, PLATE (1.0T)	2	
10	(360-17151-00-00)	GEAR, 5TH PINION	1	
11	99009-20400-00	CIRCLIP	1	
12	93311-22027-00	BEARING, CYLINDRICAL	1	
13	168-17428-01-03	SHIM 2 (25-34-0.3)	1	
	168-17428-01-05	SHIM 2 (25-34-0.5)	1	
14	93305-20502-00	BEARING (93305-20508-00)	1	
15	93440-52009-00	CIRCLIP	1	
16	360-17420-00-00	DRIVE AXLE ASSEMBLY	1	
17	360-17221-00-00	GEAR, 2ND WHEEL	1	
18	90209-21106-00	WASHER, SPEC'L SHAP	3	
19	93440-25084-00	CIRCLIP	3	
20	(360-17261-00-00)	GEAR, 6TH WHEEL	1	
21	360-17231-00-00	GEAR, 3RD WHEEL	1	
22	(360-17241-00-00)	GEAR, 4TH WHEEL	1	
23	90201-20276-00	WASHER, PLATE (1.0T)	2	
24	93310-22057-00	BEARING (K20-24X10 S)	1	
25	360-17211-00-00	GEAR, 1ST WHEEL	1	
26	99009-20400-00	CIRCLIP	1	
27	93311-42045-00	BEARING (20NG3315NE)	1	
28	278-17425-00-00	CIRCLIP 2	1	

CONTINUED ON NEXT FRAME ➤

TRANSMISSION



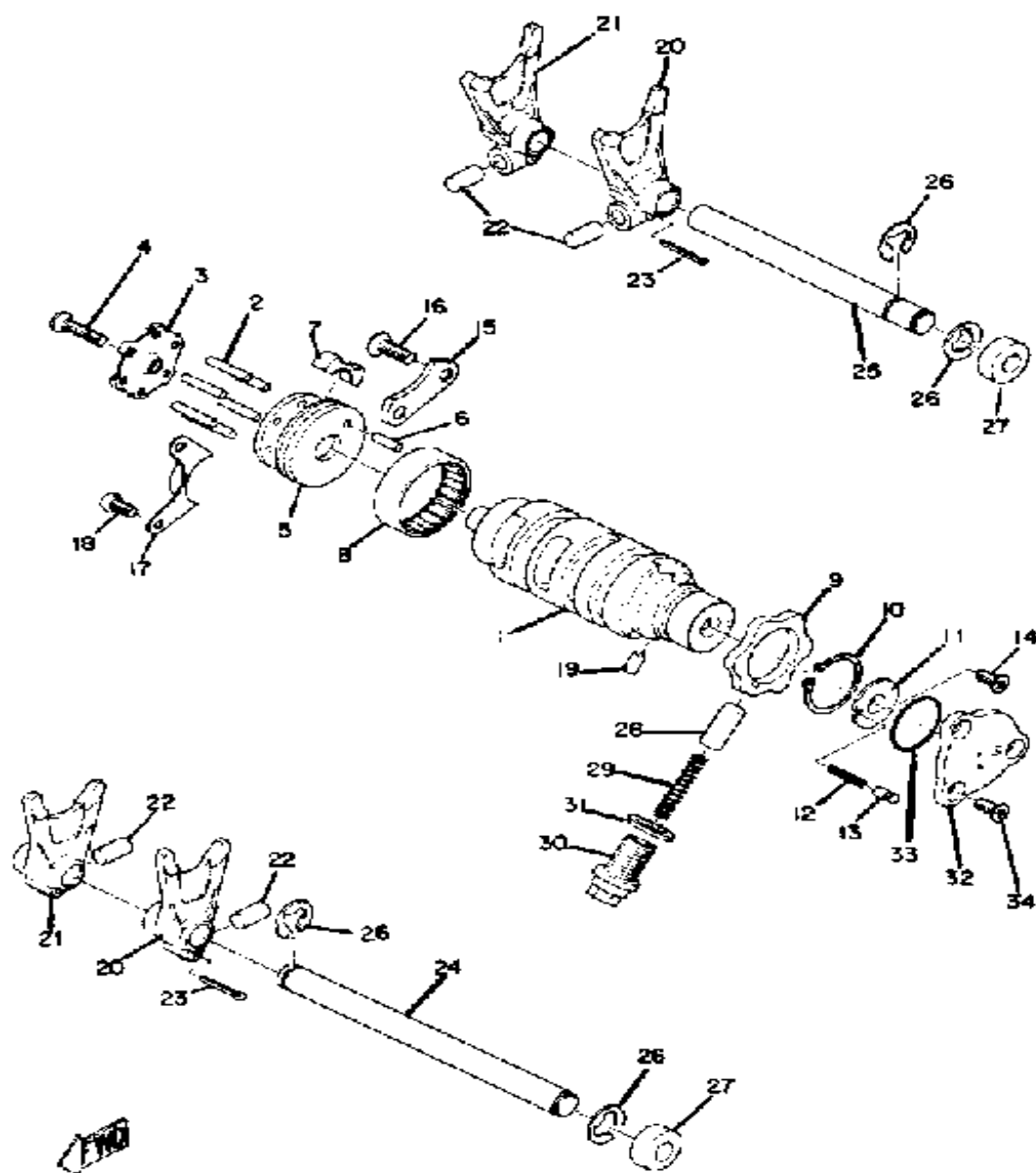
RD250A

DRIVE - PRIMARY (TYPE) (TEETH) (RATIO)	Helical Gear	68/21	3.238:1
SECONDARY (TYPE) (TEETH) (RATIO)	OK530DS	91 links	40/15 2.667:1
TRANSMISSION RATIOS 1ST (TEETH) (RATIO) (O.A.)	38/14	2.571	22.202
2ND	32/18	1.777	15.345
3RD	29/22	1.318	11.381
4TH	26/25	1.040	8.981
5TH	24/27	0.889	7.677
6TH	22/28	0.785	6.779

RD250B

DRIVE - Primary (type) (teeth) (ratio)	Helical Gear	68/21	3.238
Secondary (type) (teeth) (ratio)	OK530DS 91L	40/15	2.667
Transmission Ratios 1st (teeth) (ratio) (O.A.)	38/14	2.571	22.202
2nd	32/18	1.777	15.345
3rd	29/22	1.318	11.381
4th	26/25	1.040	8.981
5th	24/27	0.889	7.677
6th	22/28	0.785	6.779

Ref. No.	Part Number	Description	Qty	Remarks
29	168-17428-01-05	SHIM 2 (25-34-0.5)	1	
	168-27428-01-03	UNAVAILABLE IN PRICE BOOK	1	
30	278-17424-01-00	CIRCLIP 1	1	
31	93306-30506-00	BEARING (B6305N) (93306-30504-00)	1	
32	93102-35109-00	OIL SEAL (SD-35-62-6 HS)	1	
33	90387-25192-00	COLLAR	1	
34	9385E-14160-00	SPROCKET, DRIVE	1	U.R.
	9385E-15090-00	SPROCKET, DRIVE 15T	1	U.R.ä STD
	9385E-16114-00	SPROCKET, DRIVE 16T	1	U.R.
35	90215-21022-00	WASHER, LOCK	1	
36	90179-18020-00	NUT	1	
37	90206-15021-00	WASHER, WAVE	1	
38	(278-15650-00-00)	IDLE GEAR ASSEMBLY	1	
39	164-17417-00-10	SHIM 1 (1.0T)	1	
40	99009-15400-00	CIRCLIP	1	
41	360-17471-00-00	PLATE, COVER	1	
42	98701-06014-00	SCREW, FLAT HEAD	3	



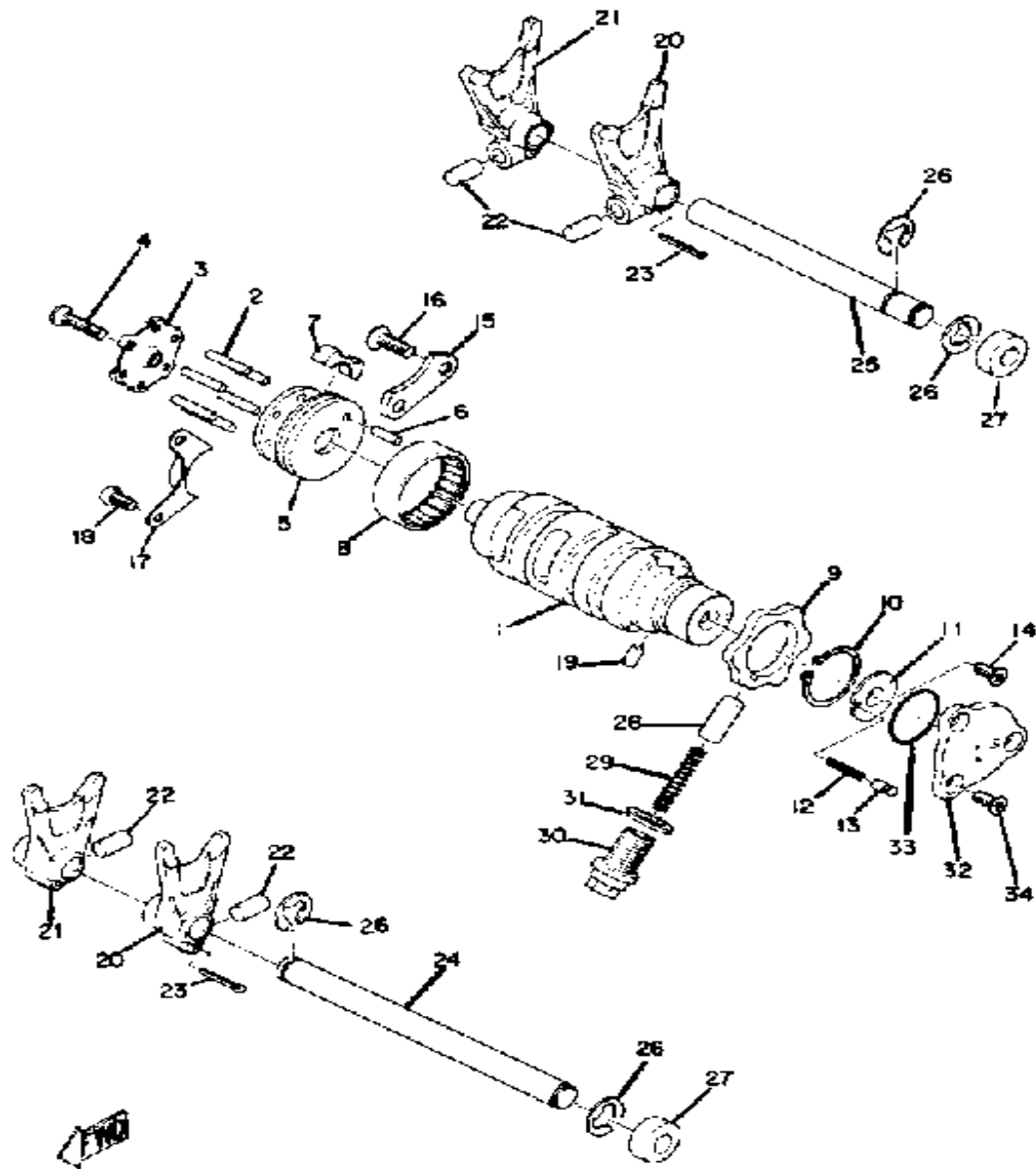
SHIFTER 1

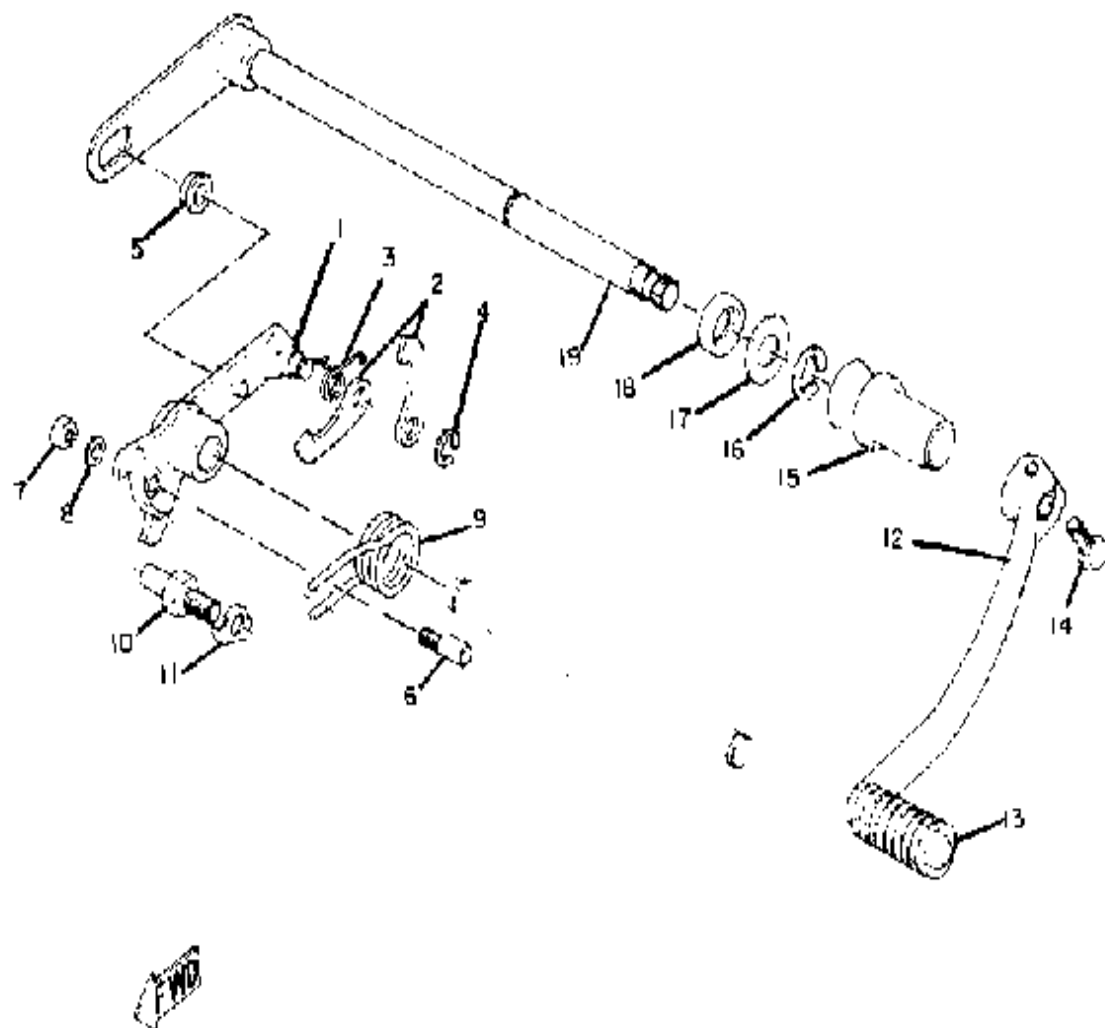
Ref. No.	Part Number	Description	Qty	Remarks
1	(360-18541-00-00)	CAM, SHIFT	1	
2	93604-22050-00	PIN, DOWEL	6	
3	328-18561-00-00	PLATE, SIDE 1	1	
4	98701-05020-00	SCREW, FLAT HEAD	1	
5	(328-18185-00-00)	SEGMENT	1	
6	93604-14012-00	PIN, DOWEL	1	
7	(328-18352-10-00)	PLATE, PAWL	1	
8	93315-23612-00	BEARING	1	
9	360-18141-01-00	PLATE, STOPPER	1	
10	99009-30400-00	CIRCLIP	1	
11	278-18566-00-00	PLATE, SIDE 2	1	
12	90501-06022-00	SPRING, COMPRESSION	1	
13	278-18542-00-00	POINT, NEUTRAL	1	
14	98701-05012-00	SCREW, FLAT HEAD	1	
15	(328-18562-00-00)	PLATE, STOPPER 2	1	
16	98701-06014-00	SCREW, FLAT HEAD	2	
17	328-18179-00-00	GUIDE	1	
18	98580-05010-00	SCREW, PAN HEAD	2	
19	93604-08071-00	PIN, DOWEL	1	
20	328-18511-01-00	FORK, SHIFT 1	2	
21	328-18512-01-00	FORK, SHIFT 2	2	
22	90250-08017-00	PIN, STRAIGHT	4	
23	91401-25030-00	PIN, COTTER	4	
24	278-18531-00-00	BAR, SHIF FRK GDE 1	1	
25	(278-18535-00-00)	BAR, SHIF FRK GDE 2	1	
26	99006-10600-00	CIRCLIP	4	
27	90338-22021-00	PLUG, SPEC'L SHAPE (371-18149-00)	2	
28	278-18547-02-00	STOPPER, CAM	1	

CONTINUED ON NEXT FRAME ➤

SHIFTER 1

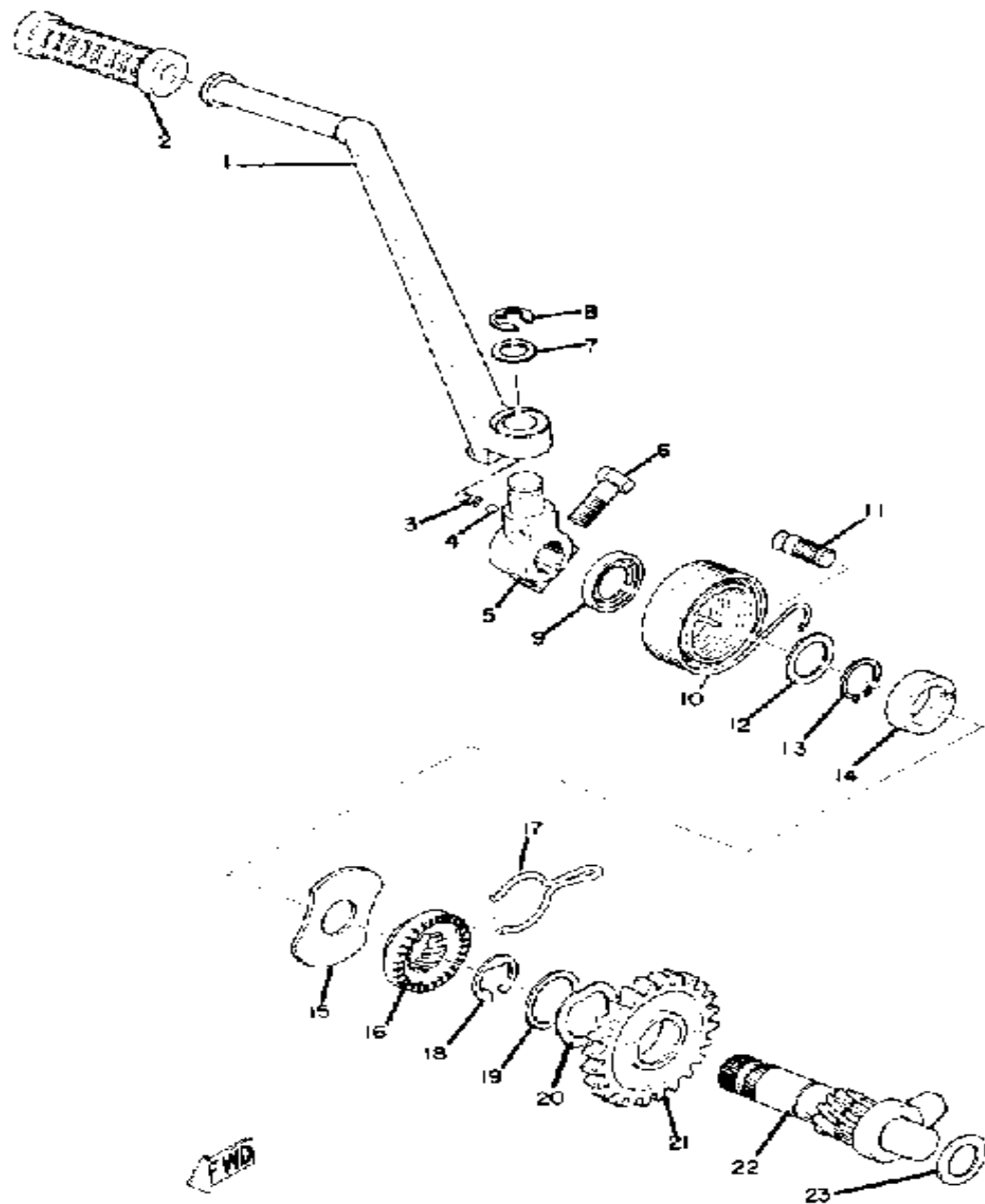
Ref. No.	Part Number	Description	Qty	Remarks
29	90501-10062-00	SPRING, COMPRESSION	1	
30	90149-14031-00	SCREW, SPEC'L SHAPE	1	
31	137-15353-00-00	GASKET, DRAIN	1	
32	1L9-82540-00-00	NEUTRAL SWITCH ASSEMBLY	1	
33	93210-29147-00	O-RING	1	
34	98701-05020-00	SCREW, FLAT HEAD	3	





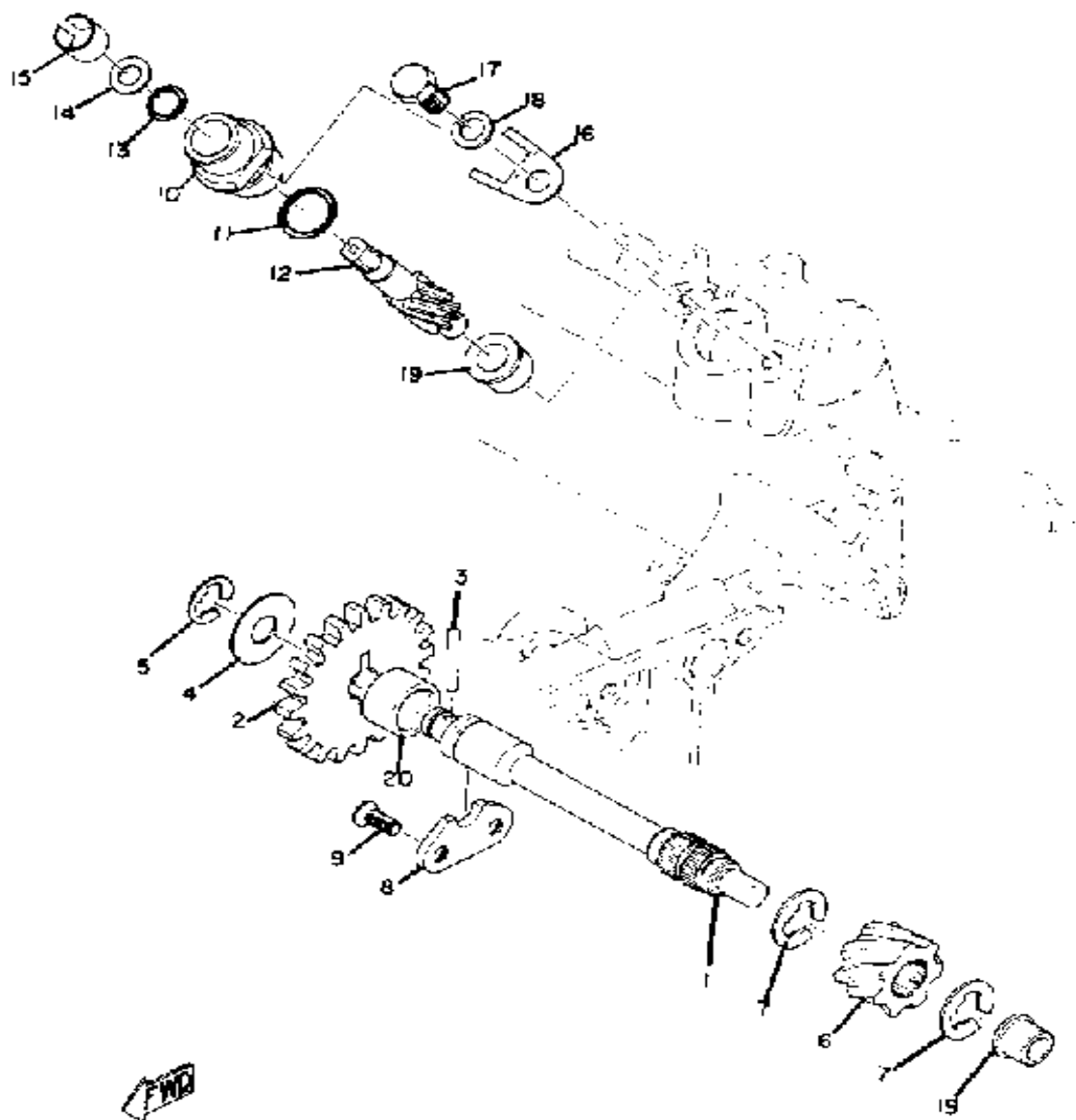
SHIFTER 2

Ref. No.	Part Number	Description	Qty	Remarks
1	328-18128-00-00	BRACKET	1	
2	(328-18151-00-00)	LEVER, SHIFT 3	2	
3	90508-08007-00	SPRING, TORSION (214-18123-00)	1	
4	99080-07600-00	CIRCLIP (E)	1	
5	214-18178-00-00	ROLLER, SHIFT LEVER	1	
6	90149-06017-00	SCREW, SPEC'L SHAPE (214-18186-00)	1	
7	95380-06600-00	NUT	1	
8	92995-06100-00	WASHER, SPRING	1	
9	90508-32055-00	SPRING, TORSION	1	
10	278-18127-00-00	STOPPER, SCREW	1	
11	90215-08015-00	WASHER, LOCK (214-18139-00)	1	
12	278-18111-00-93	PEDAL, SHIFT	1	
13	132-18113-01-00	COVER, SHIFT PEDAL	1	
14	97011-06020-00	BOLT	1	
15	278-18131-00-00	BOOT, SEALING	1	
16	99006-10600-00	CIRCLIP	1	
17	90201-12575-00	WASHER, PLATE	1	
18	93102-12321-00	OIL SEAL, SD-TYPE	1	
19	278-18101-01-00	SHIFT SHAFT ASSEMBLY 1 ..	1	



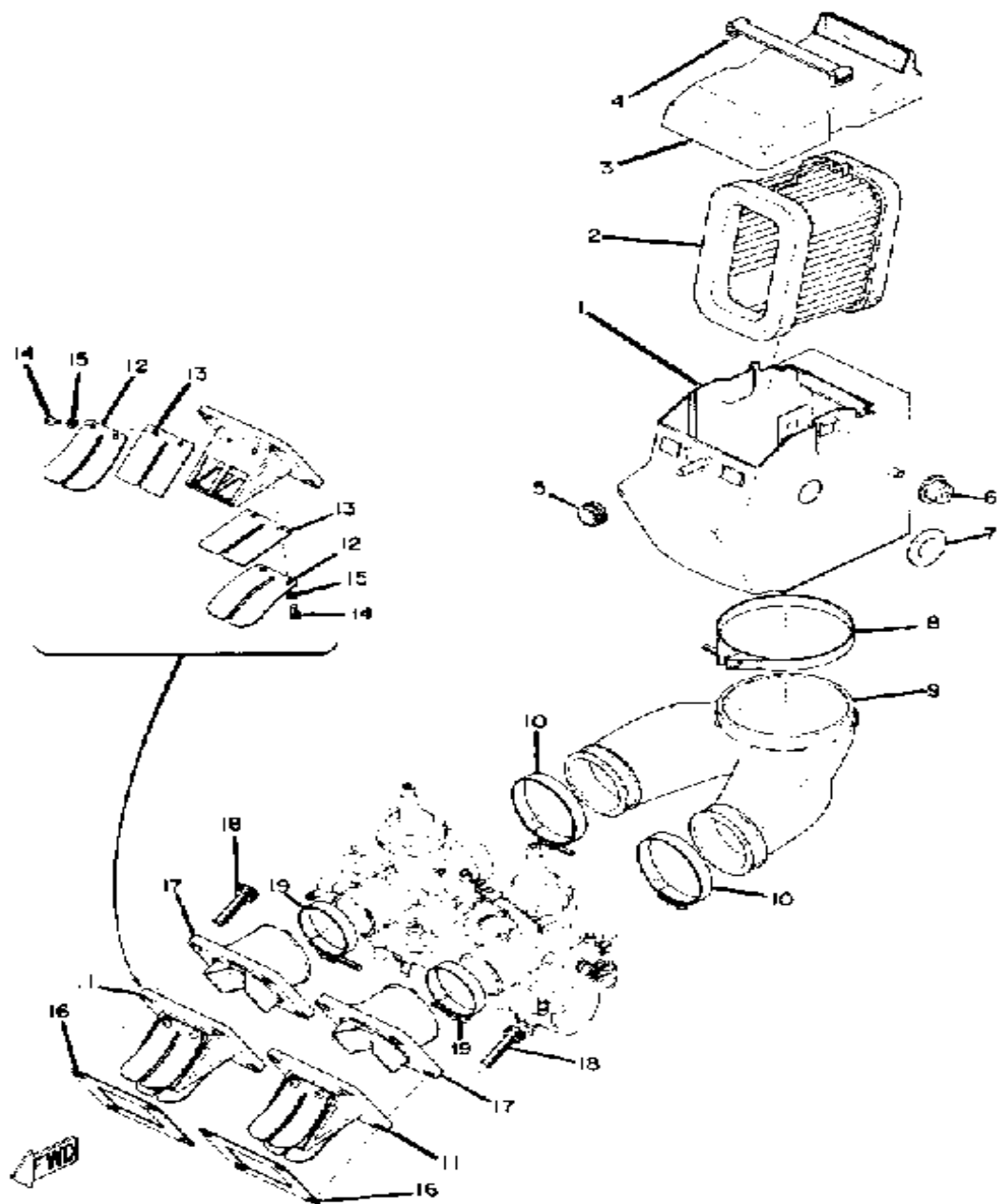
KICK START

Ref. No.	Part Number	Description	Qty	Remarks
1	2F3-15611-00-93	CRANK, KICK	1	
2	156-15618-01-00	COVER, KICK LEVER	1	
3	90501-12081-00	SPRING, COMPRESSION	1	
4	93507-32031-00	BALL	1	
5	583-15621-00-00	BOSS, KICK CRANK	1	
6	97313-08030-00	BOLT, HEXAGON	1	
7	90201-15234-00	WASHER, PLATE	1	
8	99006-10600-00	CIRCLIP	1	
9	93104-20007-00	OIL SEAL, SO-TYPE	1	
10	90508-30051-00	SPRING, TORSION	1	
11	248-15668-00-00	STOPPER	1	
12	90201-20266-00	WASHER, PLATE (1.0T)	1	
13	99009-20400-00	CIRCLIP	1	
14	278-15666-00-00	SPACER (278-15666-01)	1	
15	278-15676-00-00	COVER, SPRING	1	
16	278-15671-01-00	WHEEL, RATCHET	1	
17	90468-26045-00	CLIP (256-15687-00)	1	
18	93440-25084-00	CIRCLIP	1	
19	90201-25490-00	WASHER, PLATE	1	
20	(90206-25029-00)	WASHER, WAVE	1	
21	278-15641-01-00	GEAR, KICK	1	
22	278-15660-01-00	KICK AXLE ASSEMBLY	1	
23	136-17417-00-10	SHIM 1	1	



TACHOMETER GEAR

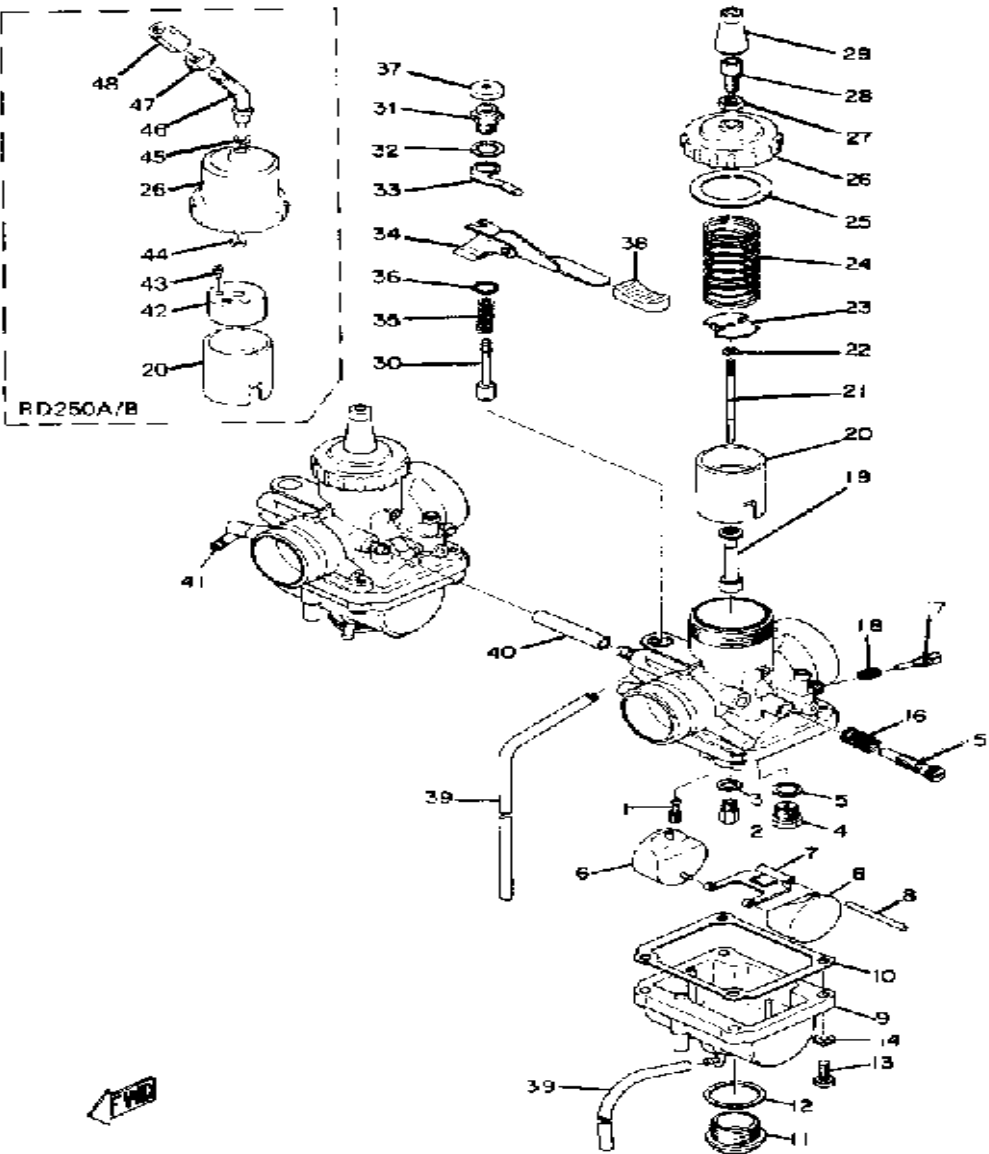
Ref. No.	Part Number	Description	Qty	Remarks
1	(278-17861-00-00)	AXLE, DRIVE GEAR	1	
2	(280-17851-00-00)	GEAR, PRIMARY	1	
3	93603-22028-00	PIN, DOWEL	1	
4	90201-105J4-00	WASHER, PLATE (90201-106H1)	1	
5	99001-08600-00	CIRCLIP	1	
6	(278-17831-00-00)	GEAR, DRIVE	1	
7	99006-10600-00	CIRCLIP	2	
8	(278-17812-00-00)	STOPPER	1	
9	98701-05012-00	SCREW, FLAT HEAD	2	
10	353-17810-00-00	HOUSING ASSEMBLY, TACH (214-17811-01)	1	
11	93210-13016-00	O-RING	1	
12	214-17841-01-00	GEAR, DRIVEN	1	
13	93210-07100-00	O-RING	1	
14	214-17847-00-00	SHIM (7.5-10.8-0.4)	1	
15	90383-10005-00	BUSH, FORMED (214-17815-00) 0 1	1	
16	5U7-17812-00-00	STOPPER	1	
17	97011-06010-00	BOLT	1	
18	92995-06100-00	WASHER, SPRING	1	
19	90381-08002-00	BUSHING (214-17843-00)	2	
20	(90380-14040-00)	BUSH, SOLID	1	



INTAKE

Ref. No.	Part Number	Description	Qty	Remarks
1	(360-14411-00-00)	CASE, AIR CLEANER 1	1	
2	278-14451-00-00	ELEMENT, AIR CLNR	1	
	360-14451-90-00	ELEMENT, AIR CLNR	1	
3	(278-14412-01-00)	CAP, CLEANER CASE 1	1	
4	278-14459-00-00	HOLDER, GUIDE	1	
5	90480-10091-00	GROMMET (214-21746-00)	1	
6	278-14426-00-00	DAMPER 2	2	
7	(90480-19032-00)	GROMMET	2	
8	90460-77016-00	CLAMP, HOSE	1	
9	360-14453-00-00	JOINT, AIR CLNR 1	1	
10	90460-49058-00	CLAMP, HOSE	2	
11	558-13610-00-00	REED VALVE ASSEMBLY	2	
12	345-13616-70-00	. STOPPER, REED VALVE	4	
13	345-13613-70-00	. REED, VALVE	4	
14	98580-03008-00	. SCREW, PAN HEAD	8	
15	92990-03100-00	. WASHER, SPRING (92901-03100)	8	
16	87A-13621-00-00	GASKET, VALVE SEAT	2	
17	345-13565-71-00	JOINT, CARBURETOR	2	
18	91316-06025-00	BOLT	8	
19	90460-43053-00	CLAMP, HOSE	2	

CARBURETOR

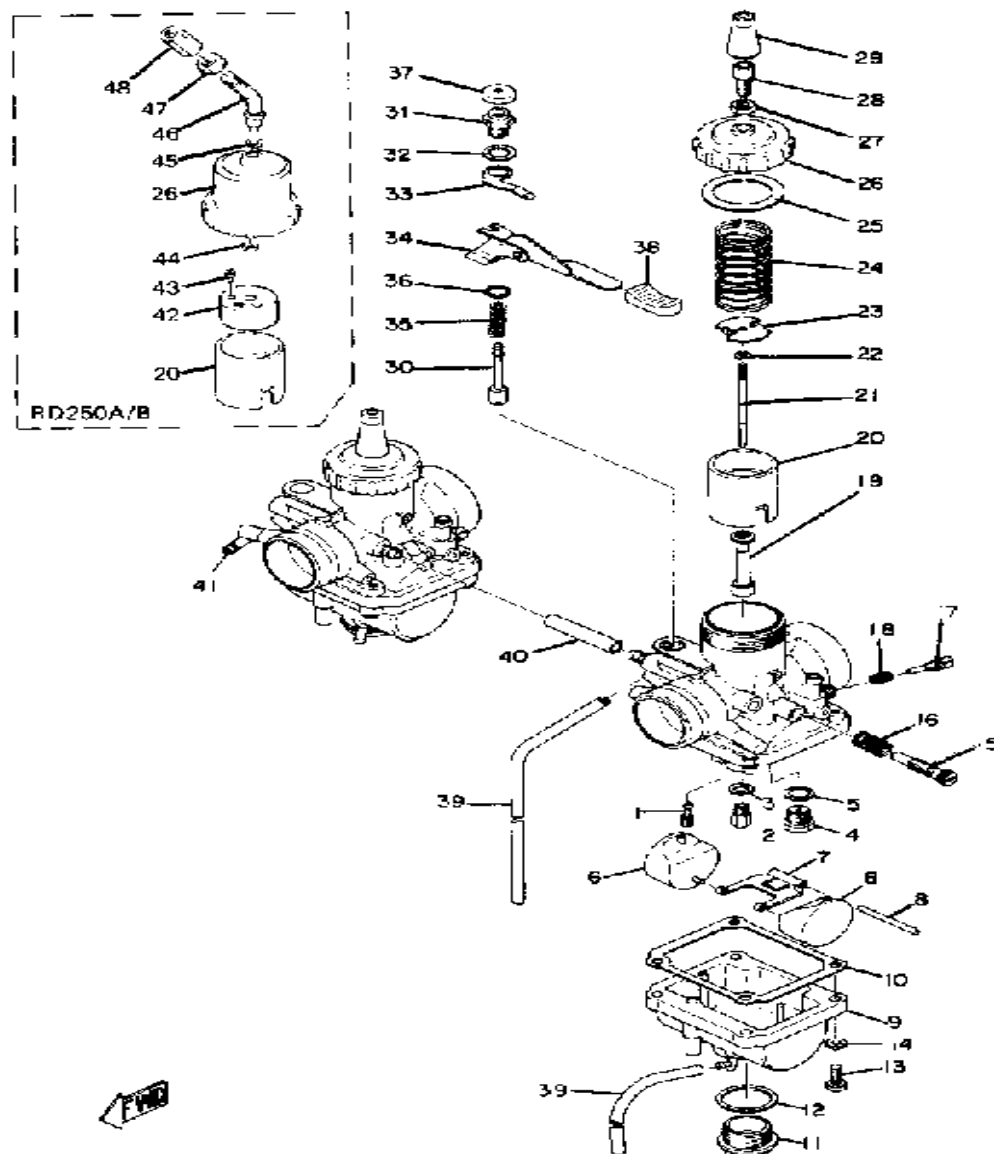


RD250B		RD250B	
CARBURETOR (mfr) (type) (I.D. number)	M kuni	VM28SC	36102
Main Jet	No. 120		
Needle Jet	0.8		
Jet Needle/Clip Position	514-3		
Cut Away	2.5		
Pilot Jet	No. 30		
Air Jet	0.5		
Starter Jet	No. 70		
Air Screw (turns out)	1 1/2		
Float Level	15.0 ± 1.0mm		

Ref. No.	Part Number	Description	Qty	Remarks
1	193-14142-25-A0	. JET, PILOT # 5	2	
	193-14142-30-A0	. JET, PILOT #30 (#30)	2	
2	137-14143-17-00	. JET, MAIN #85 (#85)	2	UR UR UR
	137-14143-18-00	. JET, MAIN # 0	2	UR UR UR6STD (250B)
	137-14143-19-00	. JET, MAIN # 5	2	UR UR UR
	137-14143-22-A0	. JET, MAIN #1 0	2	UR UR UR
	137-14143-24-00	. JET, MAIN #120 (#120)	2	A)
	137-14143-26-A0	. JET, MAIN (#130)	2	UR UR UR
3	137-14153-00-00	. WASHER, MAIN JET	2	
4	23L-14107-25-00	. NEEDLE VALVE SET	2	
5	214-14195-00-00	. WASHER, NEEDLE VALVE	2	
6	280-14185-00-00	. FLOAT	4	
7	280-14187-00-00	. ARM, FLOAT	2	
8	127-14186-00-00	. PIN, FLOAT	2	
9	(360-14181-00-33)	. BODY, FLOAT CHMBR 1	1	YAMAHA BLK
10	360-14184-01-00	. GASKET, FLOAT CHMBR	2	
11	(278-14115-00-00)	. PLUG, SCREW	2	
12	278-14117-00-00	. WASHER, PLUG SCREW	2	
13	98503-04014-00	. SCREW, PAN HEAD	8	
14	92901-04100-00	. WASHER, SPRING	8	
15	24X-14103-00-00	. THROTTLE SCREW SET	2	
16	137-14133-00-00	. SPRING, THRRTL STOP	2	
17	23X-14104-00-00	. AIR SCREW SET	2	
18	127-14134-00-00	. SPRING, AIR ADJUSTING	2	
19	360-14141-38-00	. NOZZLE, MAIN	2	
20	(360-14112-25-00)	. VALVE, THROTTLE 1	1	
	(361-14112-25-00)	. VALVE, THROTTLE 1 0 0	1	5205
21	360-14116-04-00	. NEEDLE	2	
22	164-14137-00-00	. CLIP	2	

CONTINUED ON NEXT FRAME ➤

CARBURETOR



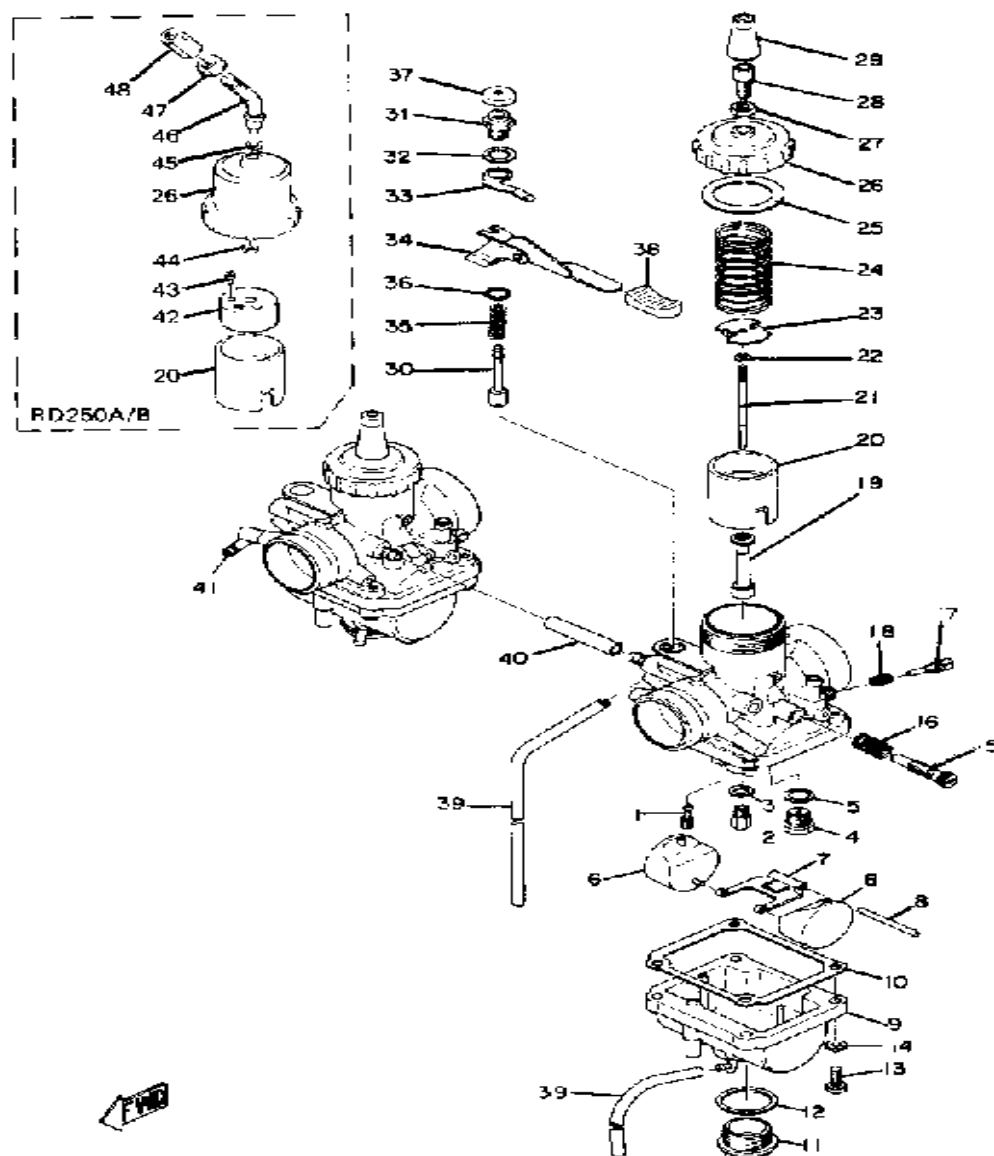
RD250B

CARBURETOR (mfr) (type) (I.D. number)	M. kuni	VM28SC	36102
Main Jet	No. 120		
Needle Jet	0.8		
Jet Needle/Clip Position	514-3		
Cut Away	2.5		
Pilot Jet	No. 30		
Air Jet	0.5		
Starter Jet	No. 70		
Air Screw (turns out)	1 1/2		
Float Level	15.0 ± 1.0mm		

Ref. No.	Part Number	Description	Qty	Remarks
23	256-14936-00-00	. SEAT, SPRING	2	
	401-14136-00-00	. SEAT, SPRING 0 0	2	5205
24	360-14131-00-00	. SPRING, THRTL VALVE	2	
25	246-14126-00-00	. GASKET	2	
	361-14147-00-00	. O-RING	2	
26	(316-14158-00-33)	. TOP, MIXING CHAMBER	2	YAMAHA BLK
	(360-14158-00-33)	TOP, MIXING CHAMBER	2	YAMAHA BLK
	401-14158-00-00	. TOP, MXXING CHAMBER ...	2	YAMAHA BLK
27	802-14161-00-00	. NUT, CABLE ADJUSTING ...	2	N/A
28	360-14124-20-00	. SCREW, CABLE ADJUSTING	2	N/A
29	802-14169-00-00	. CAP	2	N/A
30	278-14171-00-00	. PLUNGER, STARTER	1	
31	(278-14174-00-00)	. CAP, PLUNGER	1	
32	(132-14179-00-00)	. WASHER, STARTER LVR ...	1	
33	(170-14178-00-00)	. PLATE, STARTER LVR	206	5205
	(402-14178-00-00)	. PLATE, STARTER LVR	1	
34	360-14175-00-00	. LEVER, STARTER 1	1	
35	256-14135-00-00	. SPRING, PLUNGER	1	
36	93220-09001-00	. O-RING	1	
37	802-14173-00-00	. COVER, PLUNGER CAP	1	
38	(360-14169-00-00)	. CAP	1	
39	278-14197-00-00	. PIPE	4	
40	90445-09056-00	. HOSE	1	
41	UNA-VAILA-BL-EI	0 0	111	
42	(361-14946-00-00)	. PLATE, NEEDLE FTNG 0 0 ..	2	5205
43	97602-03120-00	. SCREW, PN/HD.W/WSHR 0 0 .	4	5205
44	363-14137-00-00	. CLIP	2	
45	363-14198-00-00	. GASKET	2	
46	363-14155-00-00	. GUIDE, CABLE	2	

CONTINUED ON NEXT FRAME ➤

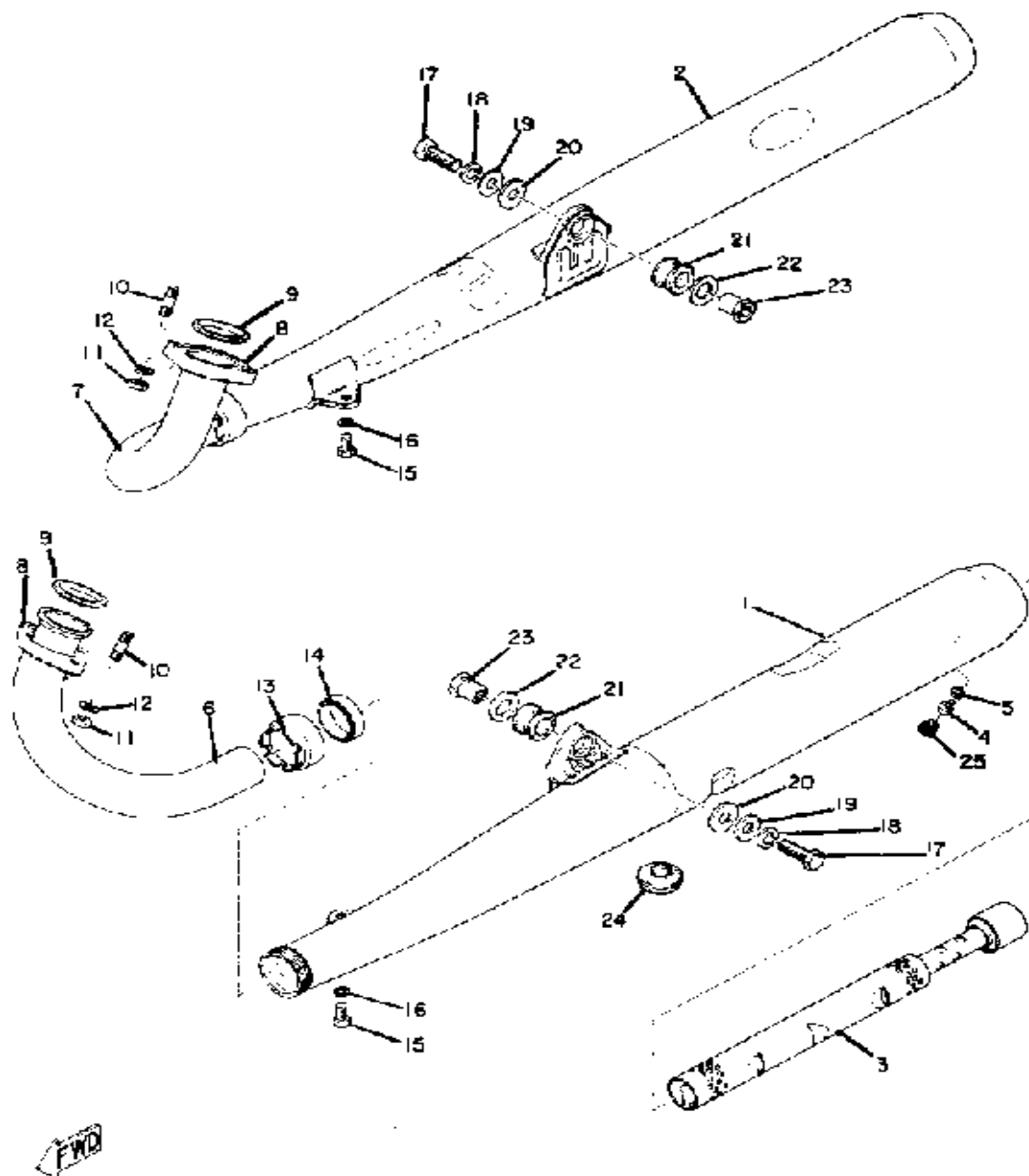
CARBURETOR



RD250B

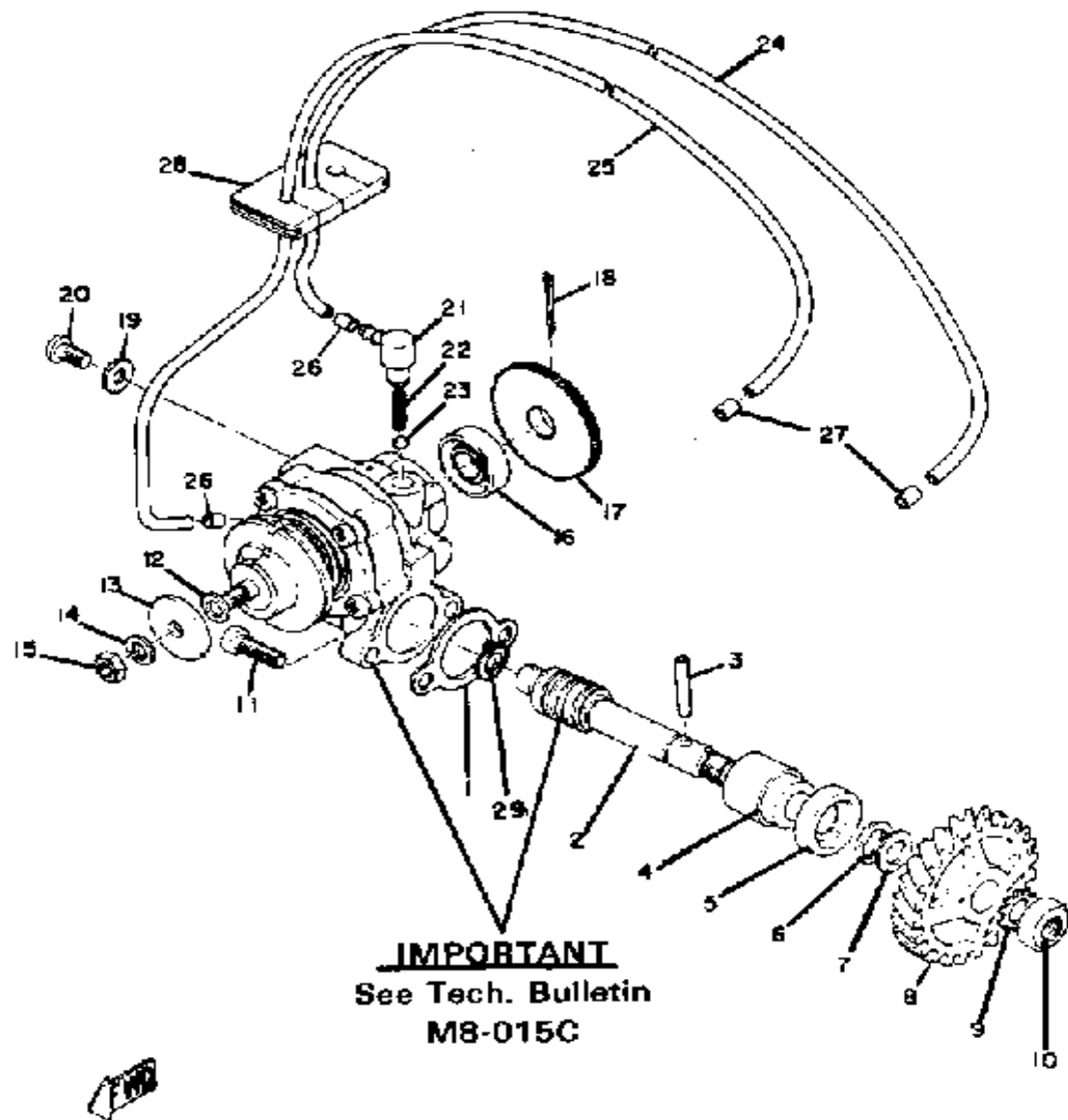
CARBURETOR (mfr) (type) (I.D. number)	M. kuni.	VM28SC	36102
Main Jet	No. 120		
Needle Jet	0.8		
Jet Needle/Clip Position	514-3		
Cut Away	2.5		
Pilot Jet	No. 30		
Air Jet	0.5		
Starter Jet	No. 70		
Air Screw (turns out)	1 1/2		
Float Level	15.0 ± 1.0mm		

Ref. No.	Part Number	Description	Qty	Remarks
47	127-14161-00-00	. NUT, CABLE ADJUSTING . . .	2	
48	(361-14124-00-00)	. SCREW, CABLE ADJUSTING	2	
-1	(361-14101-02-00)	CARBURETOR ASSEMBLY 1		
	0 1		206	52056BLACK M4-061
	(361-14101-60-00)	CARBURETOR ASSEMBLY 1 .	1	BLACK
-2	(361-14102-02-00)	CARBURETOR ASSEMBLY 2		
	0 1		206	52056BLACK M4-061
	(361-14102-60-00)	CARBURETOR ASSEMBLY 2 .	1	BLACK
9-1	(360-14183-00-33)	BODY, FLOAT CHMBR 2	1	YAMAHA BLK
20-1	(360-14113-25-00)	VALVE, THROTTLE 2	1	
	(361-14113-25-00)	VALVE, THROTTLE 2 0 0	1	520~



EXHAUST

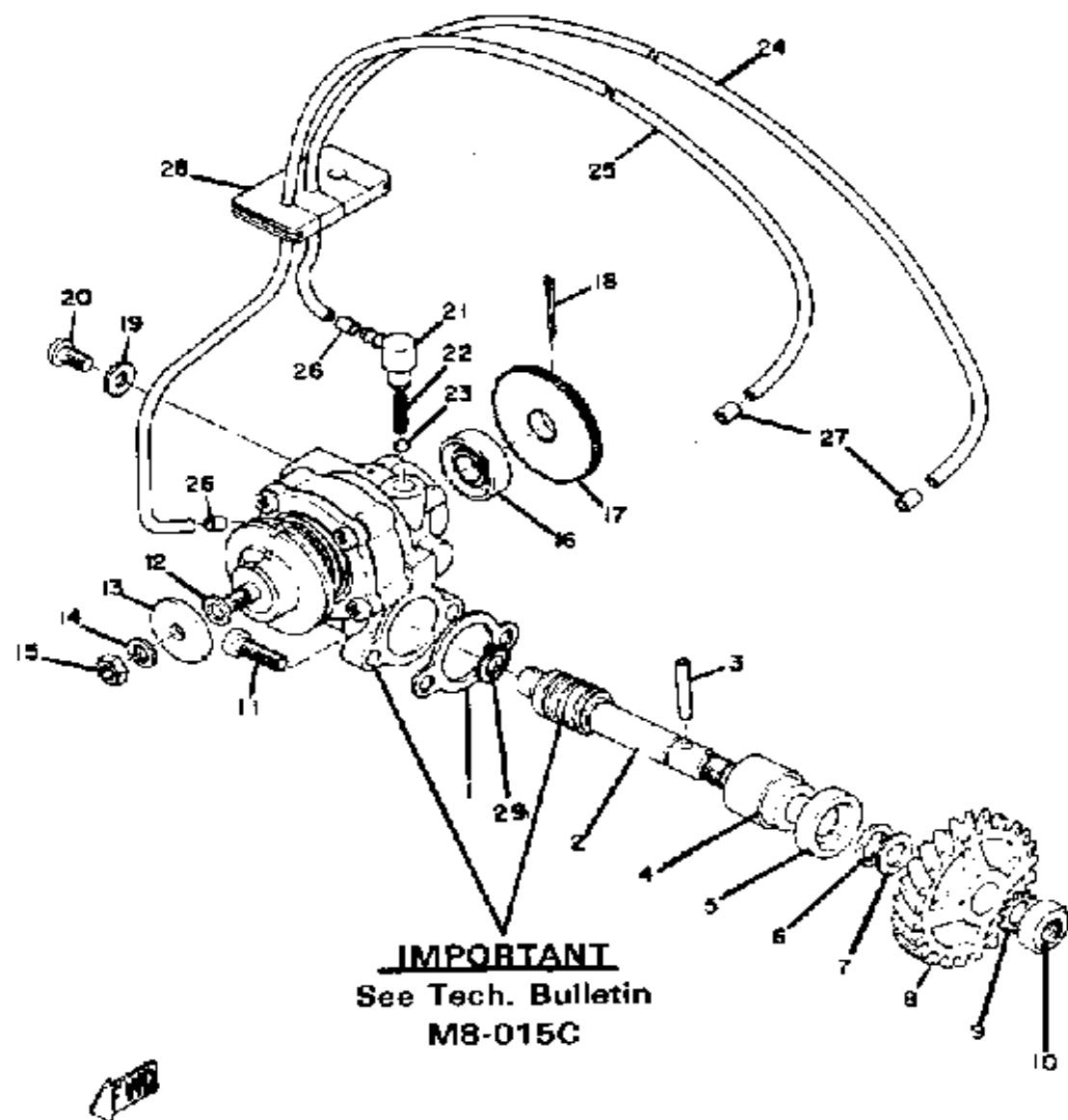
Ref. No.	Part Number	Description	Qty	Remarks
1	(360-14710-03-00)	MUFFLER ASSEMBLY L	1	
2	360-14720-03-00	MUFFLER ASSEMBLY R	1	
3	360-14753-01-00	. SILENCER, EXHAUST	2	
4	98580-06010-00	. SCREW, PAN HEAD (92503-06010)	2	
5	92995-06100-00	. WASHER, SPRING	2	
6	278-14611-00-00	PIPE, EXHAUST L	1	
7	278-14621-00-00	PIPE, EXHAUST R	1	
8	(246-14612-00-00)	NUT, RING	2	
9	152-14613-00-00	GASKET, EXST PIPE	2	
10	90116-08166-00	BOLT, STUD (246-14651-00)	4	
11	95333-08600-00	NUT, HEXAGON	4	
12	92990-08100-00	WASHER	4	
13	360-14713-00-00	NUT, MUFFLER JOINT	2	
14	360-14714-00-00	GASKET, MUFFLER	2	
15	97313-08018-00	BOLT, HEXAGON (97301-08016)	2	
16	92990-08100-00	WASHER	2	
17	90101-10257-00	BOLT	2	
18	92990-10100-00	LOCKWASHER	2	
19	92990-10200-00	WASHER, PLAIN	2	
20	90201-10437-00	WASHER, PLATE	2	
21	168-21639-00-00	DAMPER 2	2	
22	90201-15239-00	WASHER, PLATE	2	
23	90179-10123-00	NUT, SPEC'L SHAPE	2	
24	278-27114-00-00	STOPPER, MAIN STAND	1	
25	90480-14153-00	GROMMET	2	



OIL PUMP

Ref. No.	Part Number	Description	Qty	Remarks
1	3MT-13116-00-00	GASKET, PUMP CASE (8Y0-13116-00)	1	
2	UNA-VAILA-BL-EI	0 0	111	
3	1E7-13176-00-00	METAL, WRM SHAF OTR	1	
	93603-22028-00	PIN, DOWEL	1	
5	93101-10002-00	OIL SEAL	1	
6	99001-08600-00	CIRCLIP	1	
7	90201-105J4-00	WASHER, PLATE (90201-106H1)	1	
8	(280-13178-00-00)	GEAR, PUMP DRIVE	1	
9	92901-08400-00	WASHER, EX.TOOTH	1	
10	95303-08700-00	NUT	1	
11	98580-05016-00	SCREW, PAN HEAD (98501-05016)	2	
12	137-13137-00-03	. SHIM (0.3T)	1	
	137-13137-00-05	. SHIM (0.5T)	1	
13	137-13138-01-00	. PLATE, ADJUSTING	1	
14	92990-05100-00	. WASHER, SPRING	1	
15	95380-05600-00	. NUT	1	
16	93101-10090-00	. OIL SEAL	1	
17	(137-13128-00-00)	PLATE, STARTER	1	
18	91401-12018-00	. PIN, COTTER	1	
19	90430-04004-00	. GASKET	1	
20	98901-04008-00	. SCREW, BIND	1	
21	353-13552-01-00	. NOZZLE	2	
22	90501-02018-00	. SPRING, COMPRESSION	2	
23	93505-32002-00	. BALL	2	
24	90445-05034-00	HOSE	1	
25	90445-05301-00	. HOSE (214-13161-01)	1	
26	90468-02033-00	. CLIP	2	

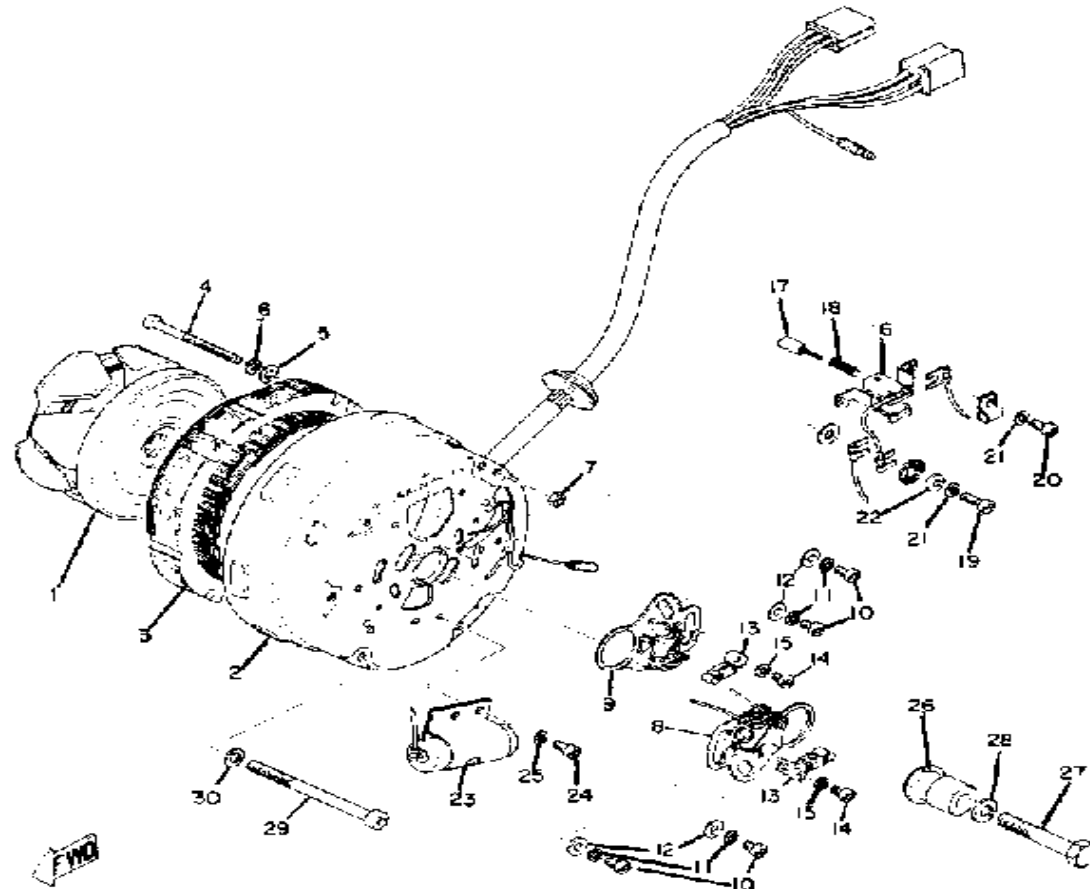
CONTINUED ON NEXT FRAME ►



OIL PUMP

Ref. No.	Part Number	Description	Qty	Remarks
27	90468-02033-00	CLIP	2	
28	278-13174-00-00	HOLDER, OIL PIPE	1	
29	90201-08624-00	WASHER, PLATE	1	
-1	UNA-VAILA-BL-EI	0 0	111	

A - C - GENERATOR



RD250A

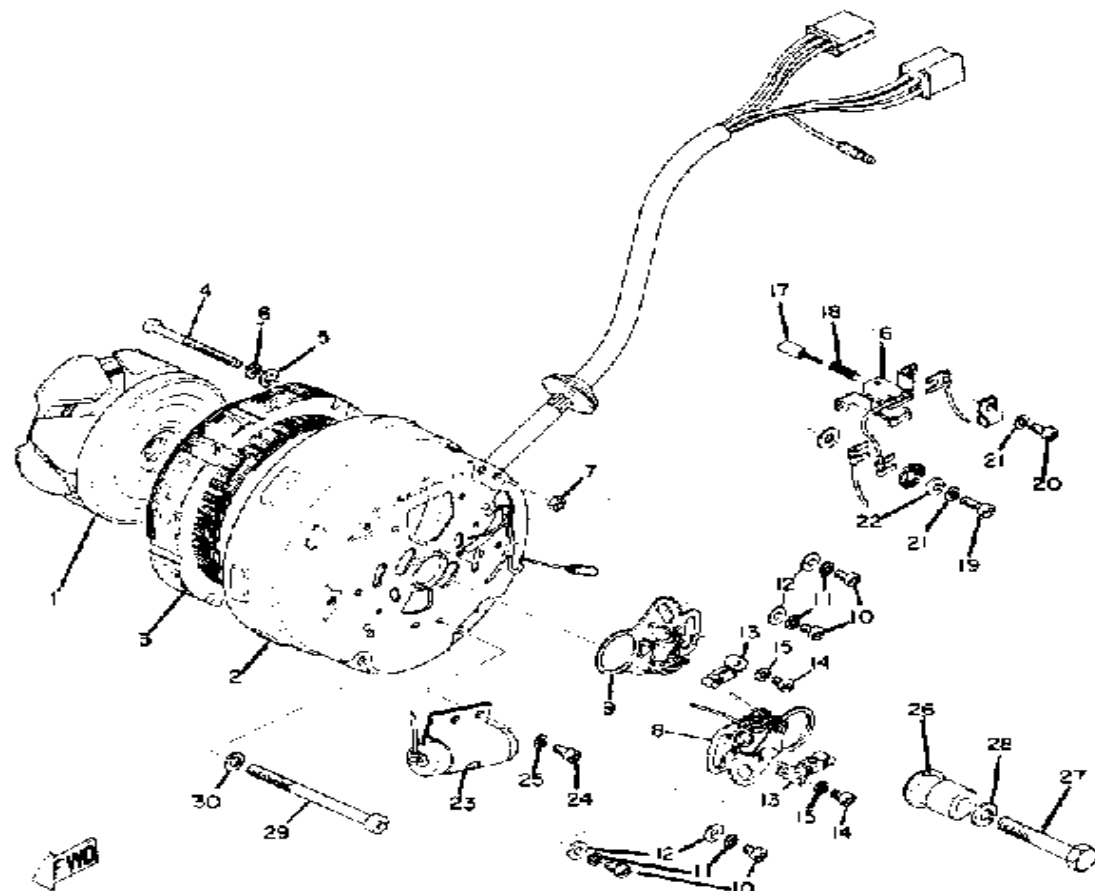
ELECTRICAL - CHARGING SYSTEM (MFR) (TYPE)	AC Generator Mitsubishi A22010N1
NO LOAD VOLTAGE ADJ. (AC & DC GENERATORS)	14.0 ~ 15.0 V/2000 rpm
FIELD COIL (and/or) CHARGING COIL RESISTANCE	4.2 ~ 4.3 Ω @ 20°C
IGN. COIL SPARK GAP (MIN./PRI. RES./SEC. RES.)	7mm @ 500 rpm/ 4.0 Ω / 11.0 K Ω
CONDENSER CAPACITY	0.22 μf
POINT GAP (NOMINAL) / SPARK PLUG (TYPE) / GAP	0.3 ~ 0.4mm (.012 ~ .015") / NGK B8HS / 0.6 ~ 0.7mm
TIMING (ADVANCED) (RETARDED)	2.0mm BTDC

RD250B

ELECTRICAL - Charging System (mfr) (type)	Mitsubishi AC Generator A22010N1
No Load Voltage Adj. (AC & DC generators)	14.0 ~ 15.0V @ 2000rpm
Max. Generator (Magnet) Output	14V12A
Field Coil (and/or) Charging Coil Resistance	Rotor: 4.35Ω ± 10% Stator (each): 0.325Ω ± 10%
Ign. Coil Min. Spark Gap/Pri. Res./Sec. Res.	8mm 4.0Ω 11.0KΩ
Condenser Capacity	0.22 μf
Point Gap / Spark Plug (type/gap)	0.3 ~ 0.4mm (.012 ~ .015") / NGK B8HS / 0.6 ~ 0.7mm
Timing (advanced) (retarded)	2.0 ~ 0.5mm BTDC/φ

Ref. No.	Part Number	Description	Qty	Remarks
1	(360-81650-20-00)	ROTOR ASSEMBLY	1	
2	(360-81600-92-00)	AC GENERATOR ASSEMBLY .	1	
3	360-81640-20-00	.. ARMATURE ASSEMBLY ...	1	
4	1M1-84524-60-00	.. SCREW, LENS FITTING	4	
5	92990-04200-00	.. WASHER, PLAIN	4	
6	92901-04100-00	.. WASHER, SPRING	4	
7	95301-04600-00	.. NUT	4	
8	(169-28121-00-00)	POINT GAUGE	1	
	278-81621-20-00	.. CONTACT BRKR ASSEMBLY	1	
	278-81622-20-00	.. CONTACT BRKR ASSEMBLY	1	
	360-81625-90-00	.. CONDENSER 1	1	
	ACC-01100-35-10	TUNE KIT RD250/3 0		
	NGK-B8HS0-00-00	.. PLUG, SPARK	2	
9	278-81622-20-00	.. CONTACT BRKR ASSEMBLY	1	
10	98580-04008-00	.. SCREW, PAN HEAD	4	
11	92901-04100-00	.. WASHER, SPRING	4	
12	92990-04200-00	.. WASHER, PLAIN	4	
13	(131-81231-20-00)	LUBRICATOR	2	
14	98580-04008-00	.. SCREW, PAN HEAD	2	
15	92901-04100-00	.. WASHER, SPRING	2	
16	360-81619-20-00	.. BRUSH HOLDER ASSEMBLY	1	
17	278-81611-20-00	.. BRUSH 1	2	
18	278-81617-20-00	.. SPRING, BRUSH	2	
19	98511-04012-00	.. SCREW, PAN HEAD	1	
20	98580-04008-00	.. SCREW, PAN HEAD	1	
21	92901-04100-00	.. WASHER, SPRING	2	
22	92990-04200-00	.. WASHER, PLAIN	1	
23	(169-28121-00-00)	POINT GAUGE	1	
	278-81621-20-00	CONTACT BRKR ASSEMBLY .	1	

CONTINUED ON NEXT FRAME ➤



RD250A

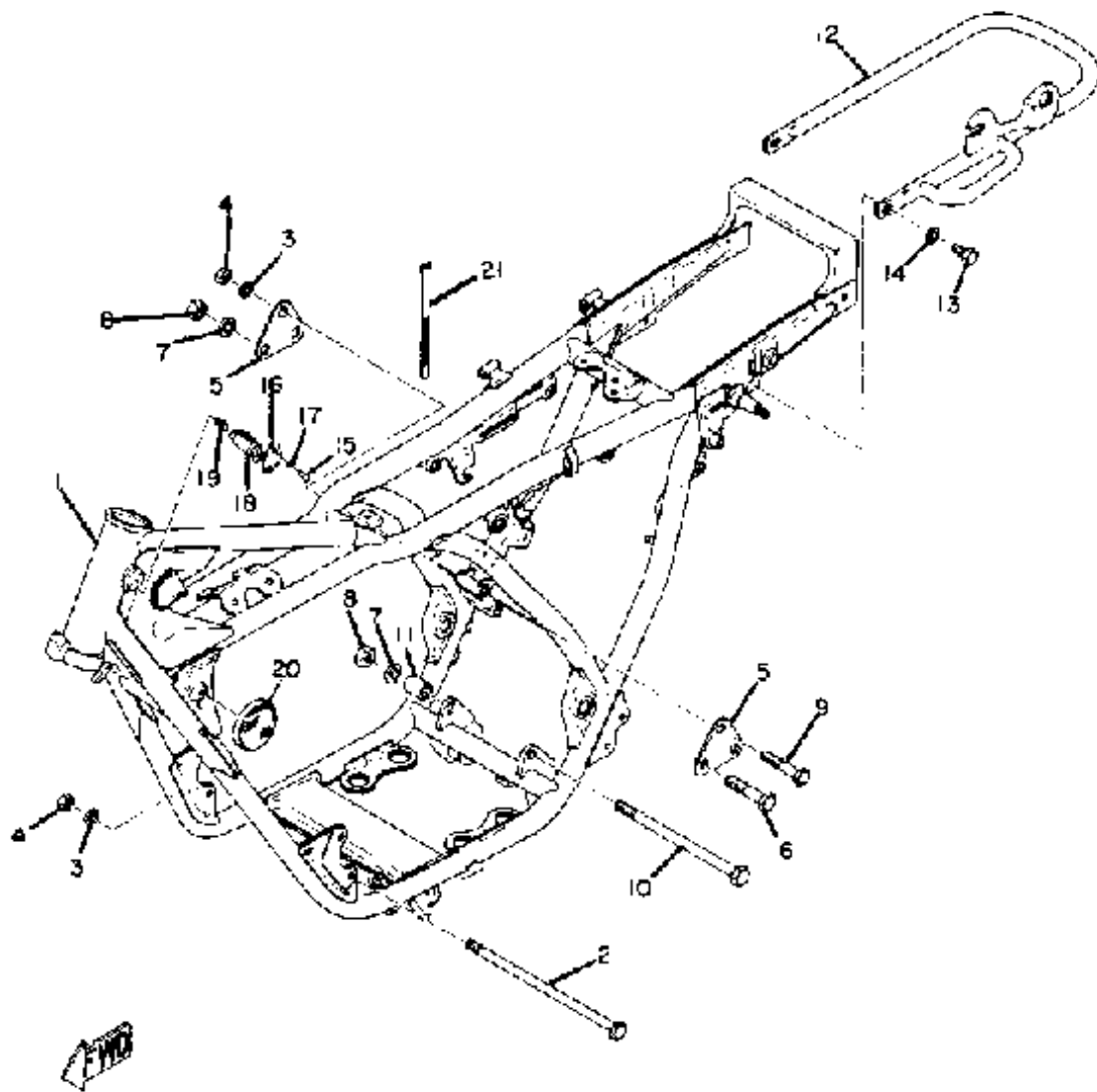
ELECTRICAL - CHARGING SYSTEM (MFR) (TYPE)	AC Generator Mitsubishi A22010N1
NO LOAD VOLTAGE ADJ. (AC & DC GENERATORS)	14.0 ~ 15.0 V/2000 rpm
FIELD COIL (and/or) CHARGING COIL RESISTANCE	4.2 ~ 4.3 Ω @ 20°C
IGN. COIL SPARK GAP (MIN)/PRI. RES./SEC. RES.	7mm @ 500 rpm/ 4.0 Ω / 11.0 K Ω
CONDENSER CAPACITY	0.22 μ f
POINT GAP (NOMINAL)/SPARK PLUG (TYPE)/GAP	0.3 ~ 0.4mm (.012 ~ .015")/NGK B8HS /0.6~0.7mm
TIMING (ADVANCED) (RETARDED)	2.0mm BTDC

RD250B

ELECTRICAL - Charging System (mfr) (type)	Mitsubishi AC Generator A22010N1
No Load Voltage Adj. (AC & DC generators)	14.0 ~ 15.0V @ 2000rpm
Max. Generator (Magnet) Output	14V12A
Field Coil (and/or) Charging Coil Resistance	Rotor: 4.3 Ω \pm 10% Stator (each): 0.32 Ω \pm 10%
Ign. Coil Min. Spark Gap/Pri. Res./Sec. Res.	8mm 4.0 Ω 11.0K Ω
Condenser Capacity	0.22 μ f
Point Gap /Spark Plug (type/gap)	0.3 ~ 0.4mm (.012 ~ .015")/NGK B8HS/0.6 ~ 0.7mm
Timing (advanced) (retarded)	2.0 ~ 0.5mm BTDC/B

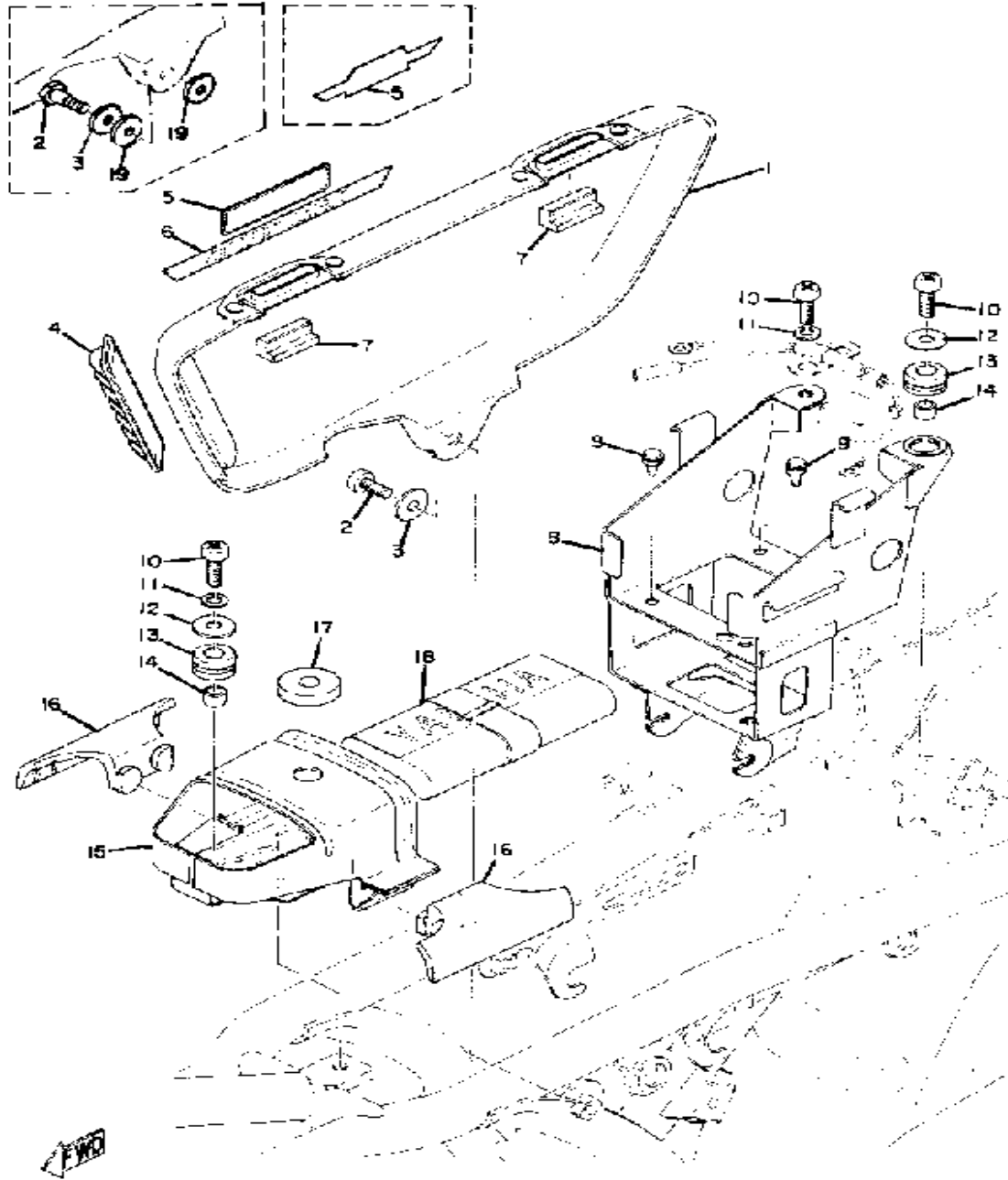
A - C - GENERATOR

Ref. No.	Part Number	Description	Qty	Remarks
23	278-81622-20-00	. CONTACT BRKR ASSEMBLY	1	
	360-81625-90-00	.. CONDENSER 1	1	
	ACC-01100-35-10	TUNE KIT RD250/30		
	NGK-B8HS0-00-00	. PLUG, SPARK	2	
24	98580-04008-00	.. SCREW, PAN HEAD	2	
25	92901-04100-00	.. WASHER, SPRING	2	
26	278-81651-20-00	. CAM	1	
27	278-81652-20-00	. BOLT	1	
28	92990-08100-00	. WASHER	1	
29	98501-05070-00	. SCREW, PAN HEAD	3	
30	92990-05100-00	. WASHER, SPRING	3	
-1	(360-81600-92-00)	AC GENERATOR ASSEMBLY	1	



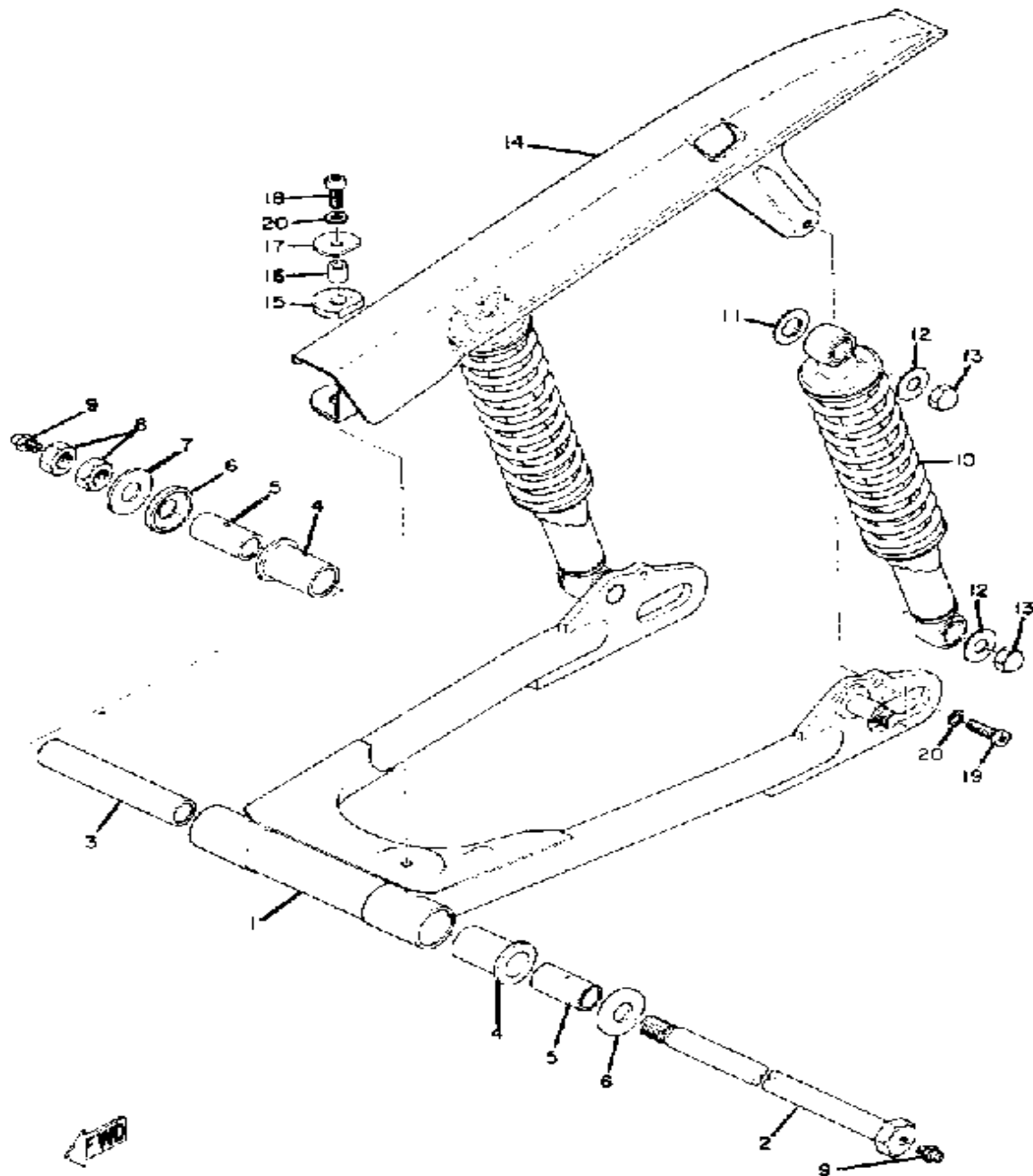
FRAME

Ref. No.	Part Number	Description	Qty	Remarks
1	(360-21110-01-33)	FRAME	1	AMAHA BLK
2	90105-08033-00	BOLT, WASHER BASED	2	
3	92990-08100-00	WASHER	4	
4	95333-08600-00	NUT, HEXAGON	4	
	95701-08500-00	NUT, FLANGE	4	
5	(248-21315-00-00)	STAY, ENGINE 2	2	
6	95821-10060-00	BOLT, FLANGE	1	
	97313-10055-00	BOLT, HEXAGON (97322-10055)	1	
7	92990-10100-00	LOCKWASHER	2	
8	95303-10600-00	NUT (95301-10600)	2	
	95701-10500-00	NUT, FLANGE (95702-10500) ..	2	
9	95811-08055-00	BOLT, FLANGE	2	
	97313-08055-00	BOLT, HEXAGON	2	
10	95821-10200-00	BOLT, FLANGE	1	
11	90387-12101-00	COLLAR	1	
12	(360-21645-00-00)	STAY, REAR	1	
13	97313-08020-00	BOLT, HEXAGON	2	
14	92990-08100-00	WASHER	2	
15	90269-04003-00	RIVET	1	
16	(134-23484-10-00)	CAP, HANDLE LOCK	1	
17	90206-04003-00	WASHER, WAVE (214-23488-00)	1	
18	341-23408-01-00	STEERING LOCK ASSEMBLY (214-23480-00)	1	
19	90502-08005-00	SPRING, CONICAL (214-23485-00)	1	
20	355-85111-01-00	REFLECTOR, FRONT 1	2	
21	437-83936-11-00	BAND, SWITCH CORD	2	



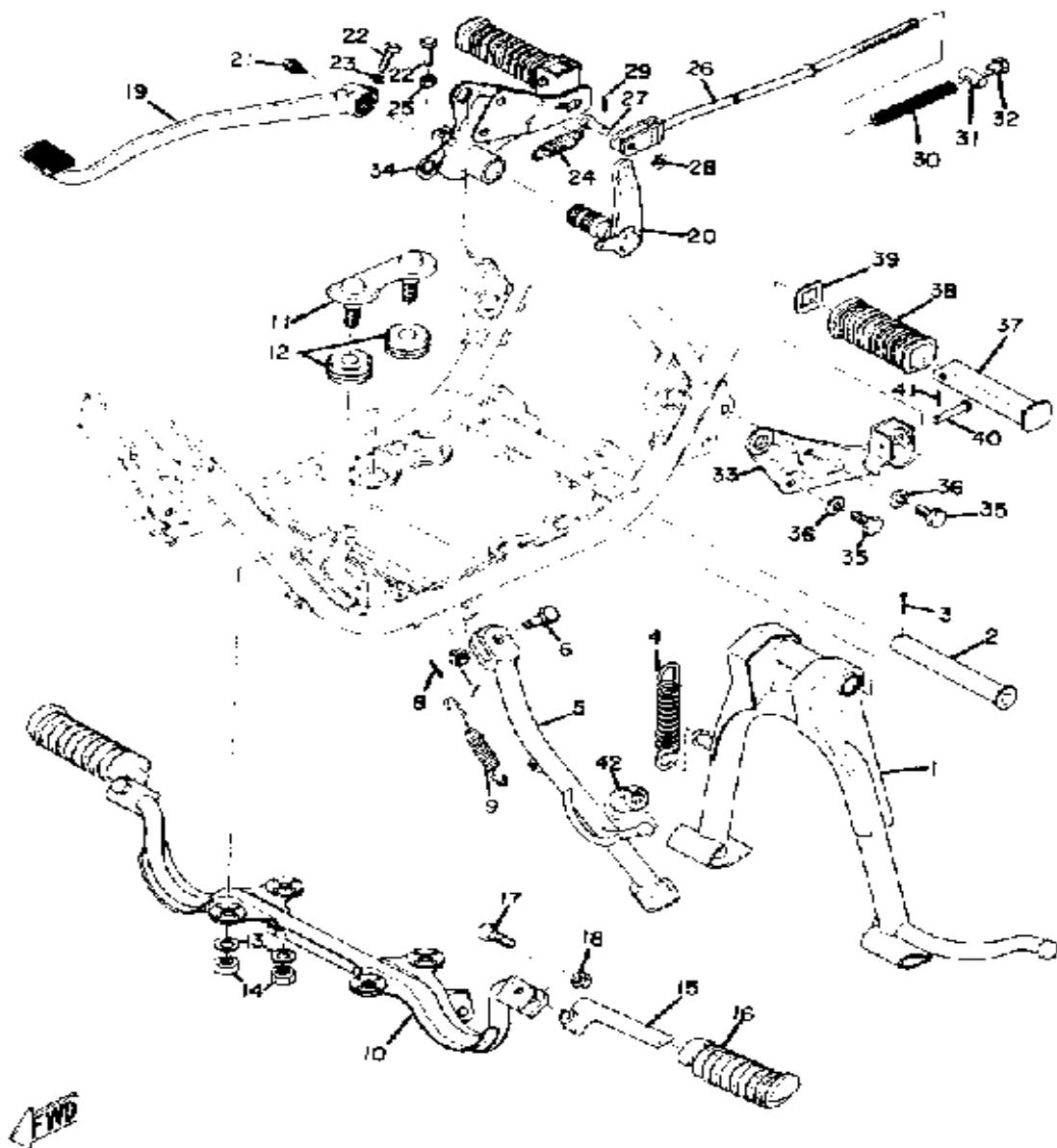
SIDE COVER - TOOL BOX BATTERY BO

Ref. No.	Part Number	Description	Qty	Remarks
1	(360-21721-00-29)	COVER, SIDE 2	1	BUTTERFLY BLUE
	(360-21721-00-36)	COVER, SIDE 2	1	CLEAN WHITE
	(360-21721-00-N3)	COVER, SIDE 2	1	AMBER BROWN
2	90109-06005-00	BOLT	1	
	98580-06020-00	SCREW	1	
3	90201-06067-00	WASHER, PLATE	1	
	92990-08200-00	WASHER, PLAIN	1	
4	(360-21782-00-00)	MOLD 2	1	
5	(361-21783-01-00)	EMBLEM 3	1	
	(361-21783-20-00)	EMBLEM 3	1	
	(361-21786-00-00)	EMBLEM 6	1	
6	360-21787-00-00	EMBLEM 7	1	
7	360-21717-01-00	DAMPER	2	
8	(278-21240-00-33)	BOX, BATT.	1	YAMAHA BLK
9	141-21717-00-00	DAMPER	4	
10	98580-06020-00	SCREW	3	
11	92995-06100-00	WASHER, SPRING	2	
12	90201-06067-00	WASHER, PLATE	2	
13	90480-14023-00	GROMMET	2	
14	90387-07390-00	COLLAR	2	
15	(278-21170-00-33)	BOX, TOOL	1	YAMAHA BLK
16	(278-21746-00-00)	DAMPER	2	
17	(296-23445-00-00)	DAMPER	1	
18	1KT-W2810-00-00	TOOL KIT	1	
19	90201-083A0-00	WASHER, PLATE	2	



REAR ARM - REAR CUSHION - CHAIN C

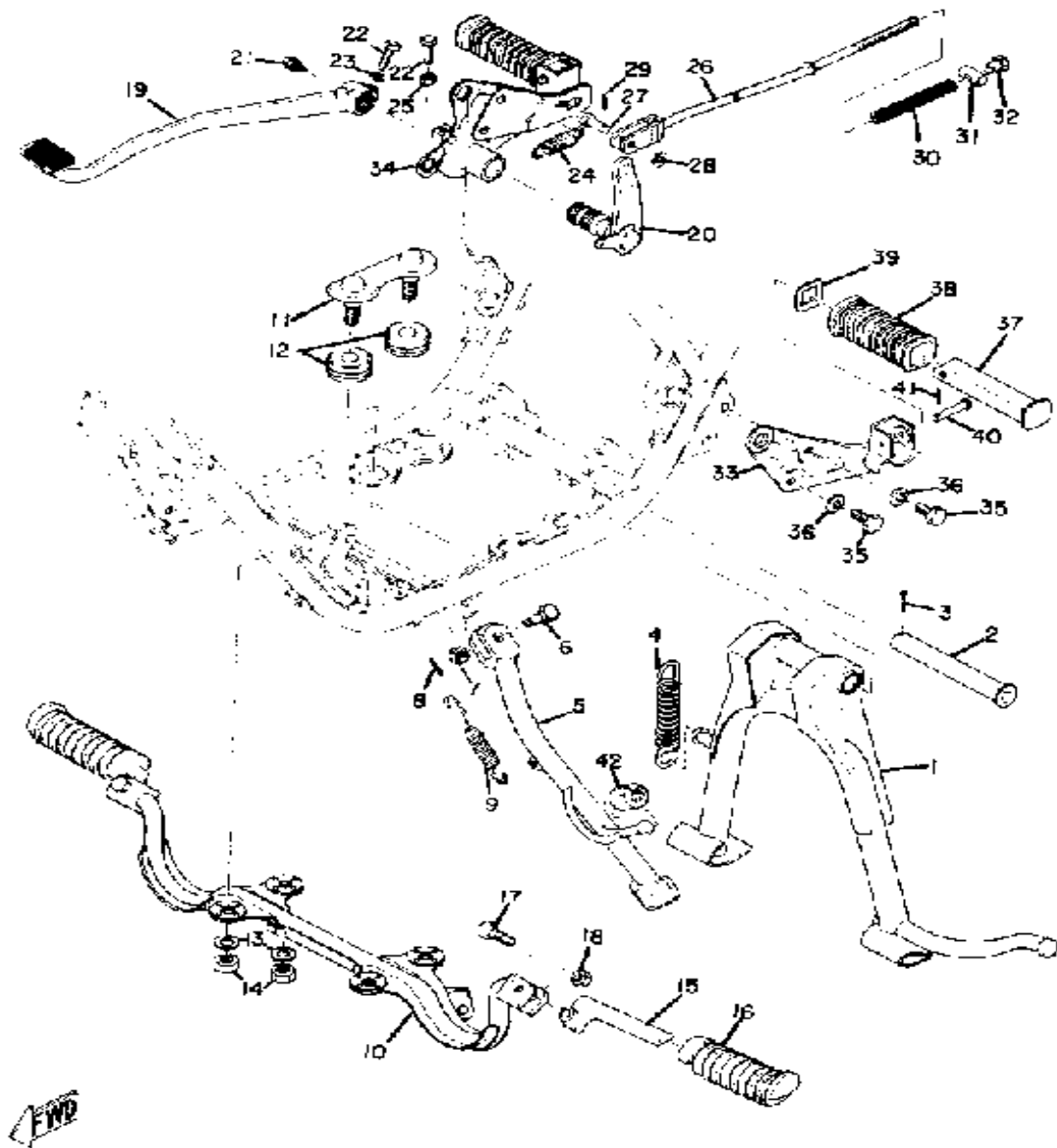
Ref. No.	Part Number	Description	Qty	Remarks
1	(278-22110-00-33)	REAR ARM	1	YAMAHA BLK
2	156-22141-00-00	SHAFT, PIVOT	1	
3	90387-16128-00	COLLAR (150-22126-00)	1	
4	90386-22018-00	BUSH, SPEC'L NYLON (148-22123-00)	2	
5	90387-16226-00	COLLAR (150-22124-00)	2	
6	1A0-22128-00-00	COVER, THRUST 1	2	
7	240-22127-00-00	SHIM	1	
8	90170-14147-00	NUT, HEXAGON	2	
9	93700-06M03-00	NIPPLE, GREASE	2	
10	(278-22210-22-00)	SHK/ABS ASSEMBLY, REAR .	2	
11	90201-14218-00	WASHER, PLATE	2	
12	90201-10437-00	WASHER, PLATE	4	
13	90176-10013-00	NUT, CROWN	4	
	95303-10800-00	NUT (CROWN) (92803-10700) .	4	
14	(360-22311-00-93)	CASE, CHAIN	1	
15	278-22332-00-00	DAMPER, CHAIN CASE	1	
16	90387-062N2-00	COLLAR	1	
17	90209-06034-00	WASHER, SPEC'L SHAP	1	
18	98580-06020-00	SCREW	1	
19	98580-06018-00	SCREW, PAN HEAD	1	
20	92995-06100-00	WASHER, SPRING	2	



STAND - FOOTREST - BRAKE PEDAL

Ref. No.	Part Number	Description	Qty	Remarks
1	(278-27111-00-00)	STAND, MAIN	1	
2	278-27112-00-00	SHAFT, MAIN STAND	1	
3	91401-30030-00	PIN, COTTER	1	
4	90506-35058-00	SPRING, TENSION	1	
5	(278-27311-01-00)	STAND, SIDE	1	
6	90102-10006-00	BOLT, WITH HOLE (278-27317-00)	1	
7	90171-10012-00	NUT, CASTLE	1	
	95303-10900-00	NUT, SLOTTED	1	
8	91490-20025-00	PIN, SPLIT	1	
9	90507-29004-00	SPRING, TENSION (214-27316-00)	1	
10	(278-27412-00-00)	BRACKET, FOOTREST 1	1	
11	(278-27416-00-00)	BOLT, FOOTREST	2	
12	(99999-00961-00)	FOOTREST DAMP SET	4	
13	92990-10100-00	LOCKWASHER	4	
14	95303-10600-00	NUT (95301-10600)	4	
15	(278-27451-00-00)	FOOTREST	2	
16	156-27413-00-00	COVER, FOOTREST	2	
17	90109-08376-00	BOLT (157-27416-00)	2	
18	90170-08158-00	NUT	2	
	95303-10700-00	NUT	2	
19	(278-27211-00-33)	PEDAL, BRAKE	1	YAMAHA BLK
20	(1A0-27212-00-00)	SHAFT, BRAKE PEDAL	1	
21	93700-06M03-00	NIPPLE, GREASE	1	
22	97011-06025-00	BOLT (97001-06025)	2	
23	92995-06100-00	WASHER, SPRING	1	
24	90506-20042-00	SPRING, TENSION	1	
25	95380-06700-00	NUT	1	

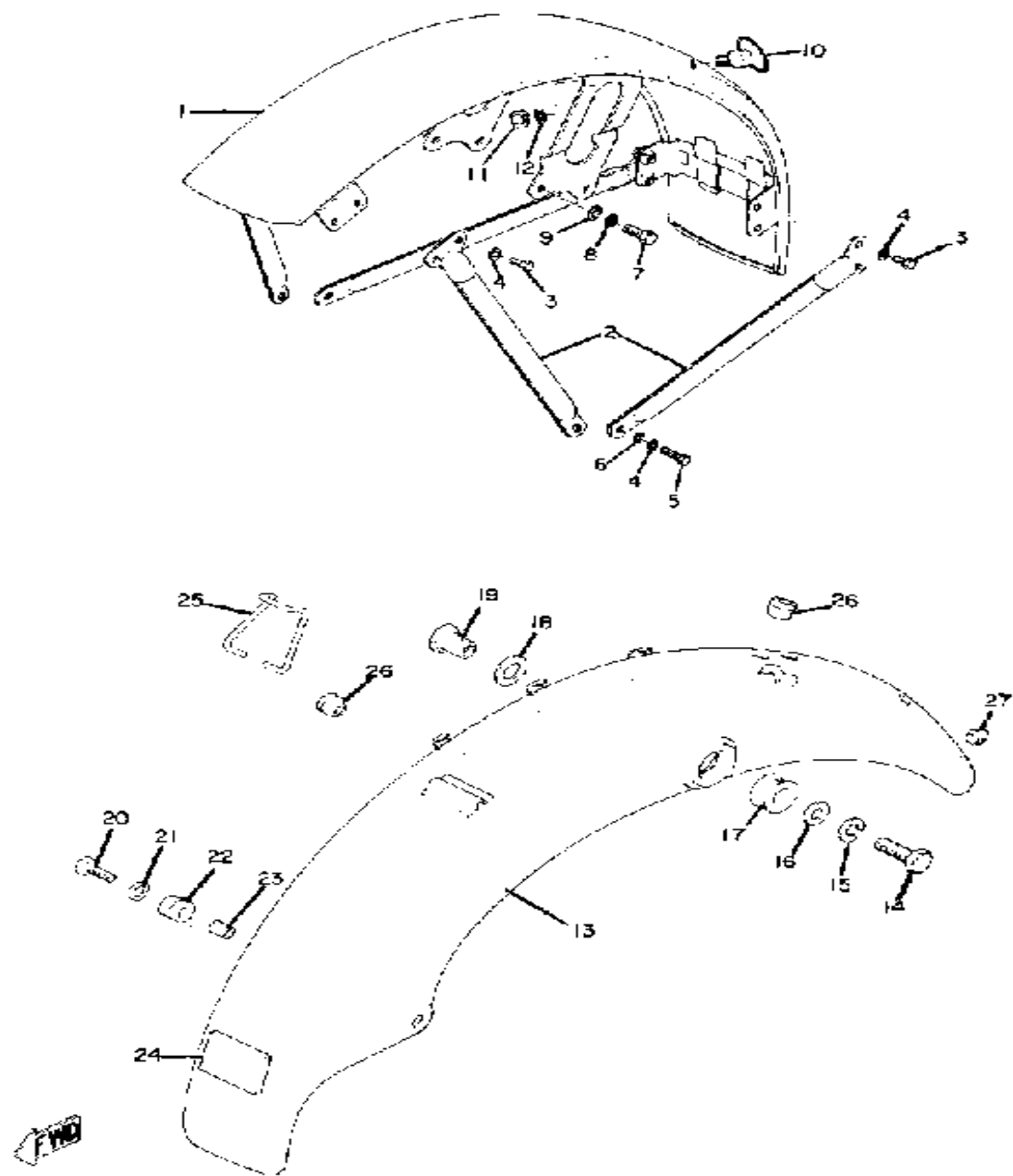
CONTINUED ON NEXT FRAME ►



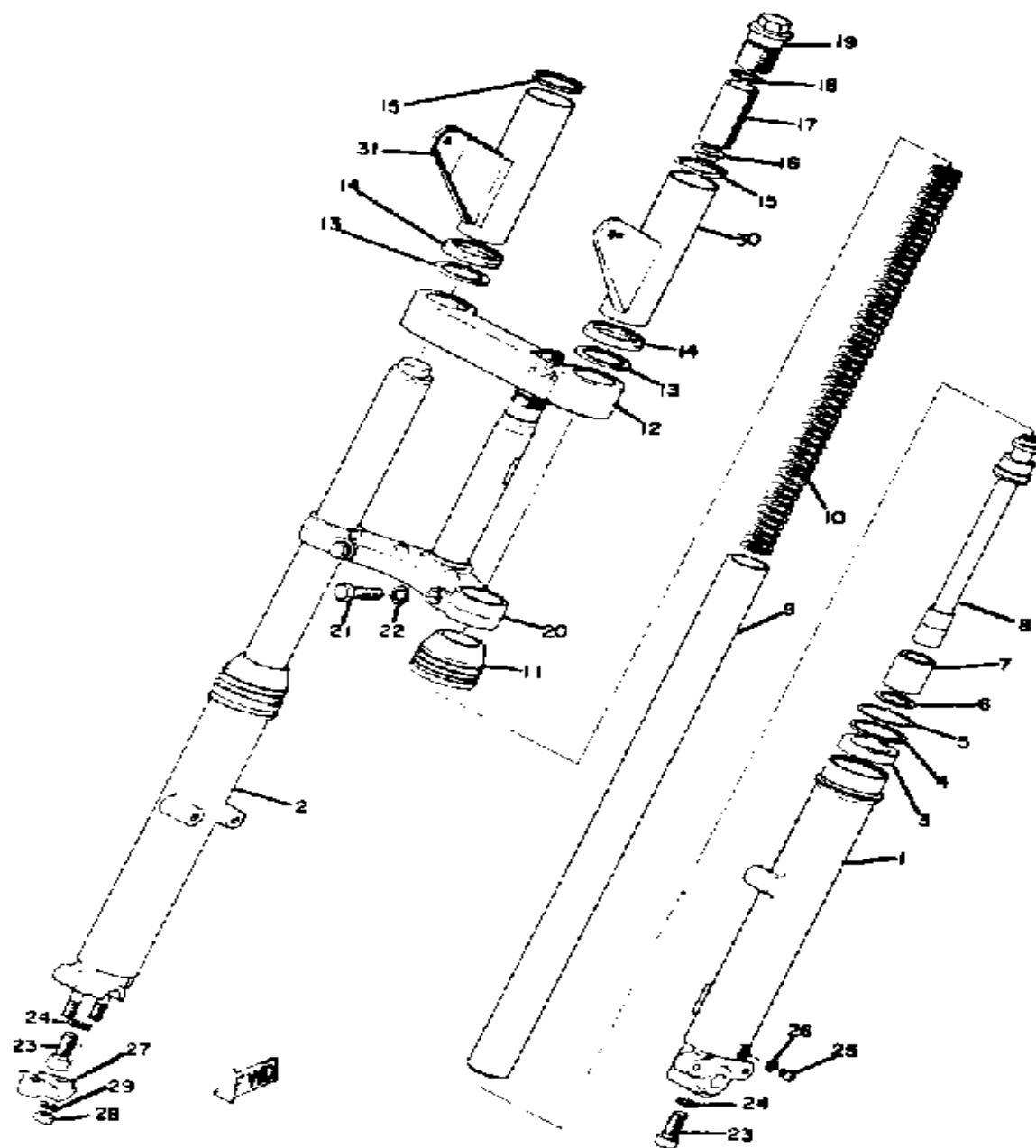
STAND - FOOTREST - BRAKE PEDAL

Ref. No.	Part Number	Description	Qty	Remarks
26	276-27231-00-00	ROD, BRAKE	1	
27	90240-06006-00	PIN, CLEVIS	1	
28	92990-06200-00	WASHER	1	
29	91401-25020-00	PIN, COTTER	1	
30	90501-10245-00	SPRING, COMPRESSION	1	
31	90249-12008-00	PIN	1	
32	90179-06411-00	NUT	1	
33	(278-21445-00-00)	STAY, MUFFLER 1	1	
34	(360-21446-00-00)	STAY, MUFFLER 2	1	
35	97313-08020-00	BOLT, HEXAGON	4	
36	92990-08100-00	WASHER	4	
37	168-27431-10-00	FOOTREST, REAR 1	2	
38	307-27433-00-00	COVER, RR FOOTREST	2	
39	90209-18117-00	WASHER, SPEC'L SHAP (168-27437-10)	2	
40	91701-06035-00	PIN, CLEVIS	2	
41	91490-16020-00	PIN, COTTER	2	
42	278-27314-00-00	STOPPER	1	

FRONT FENDER - REAR FENDER



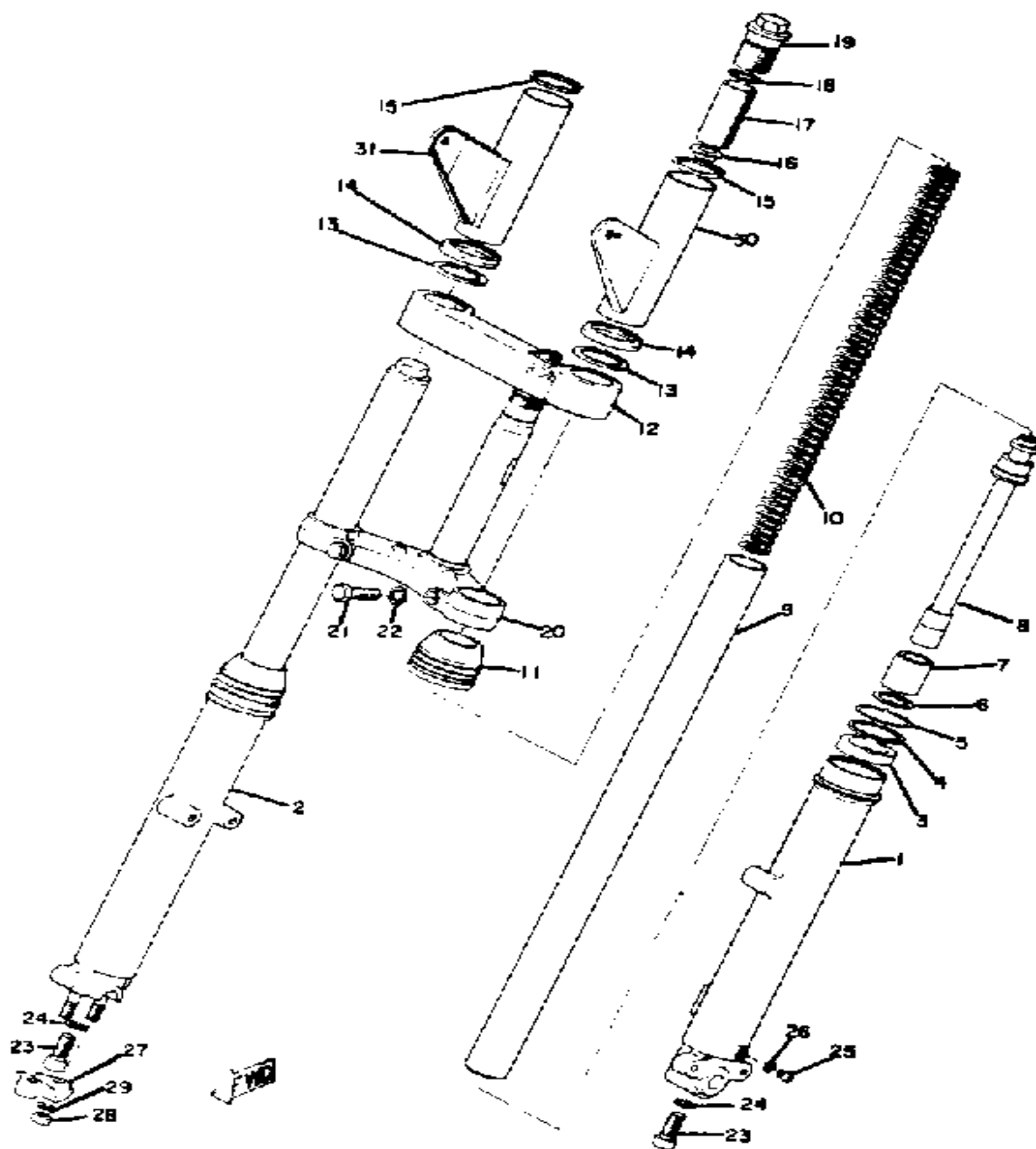
Ref. No.	Part Number	Description	Qty	Remarks
1	(351-21510-00-93)	FENDER, FRONT	1	
2	(351-21513-00-00)	STAY, FENDER 1	4	
3	97013-06012-00	BOLT	8	
4	92995-06100-00	WASHER, SPRING	12	
5	97313-06016-00	BOLT, HEXAGON	4	
6	92990-06200-00	WASHER	4	
7	97313-08018-00	BOLT, HEXAGON (97301-08016)	4	
8	92990-08100-00	WASHER	4	
9	92990-08200-00	WASHER, PLAIN	4	
10	(174-21518-00-00)	HOLDER, CABLE	1	
11	95380-06600-00	NUT	1	
12	92995-06100-00	WASHER, SPRING	1	
13	(351-21610-00-93)	FENDER, REAR	1	
14	97023-10035-00	BOLT, HEXAGON	2	
15	92990-10100-00	LOCKWASHER	2	
16	92990-10200-00	WASHER, PLAIN	2	
17	168-21639-00-00	DAMPER 2	2	
18	90201-15239-00	WASHER, PLATE	2	
19	90179-10123-00	NUT, SPEC'L SHAPE	2	
20	97011-06020-00	BOLT	2	
21	90201-06067-00	WASHER, PLATE	2	
22	90480-14023-00	GROMMET	2	
23	90387-07390-00	COLLAR	2	
24	(214-21268-00-00)	SEAL	1	
25	(278-21336-00-00)	CLAMP, WIRE HRNES 2	1	
26	90480-12013-00	GROMMET	2	
27	170-21746-00-00	DAMPER	1	



FRONT FORK

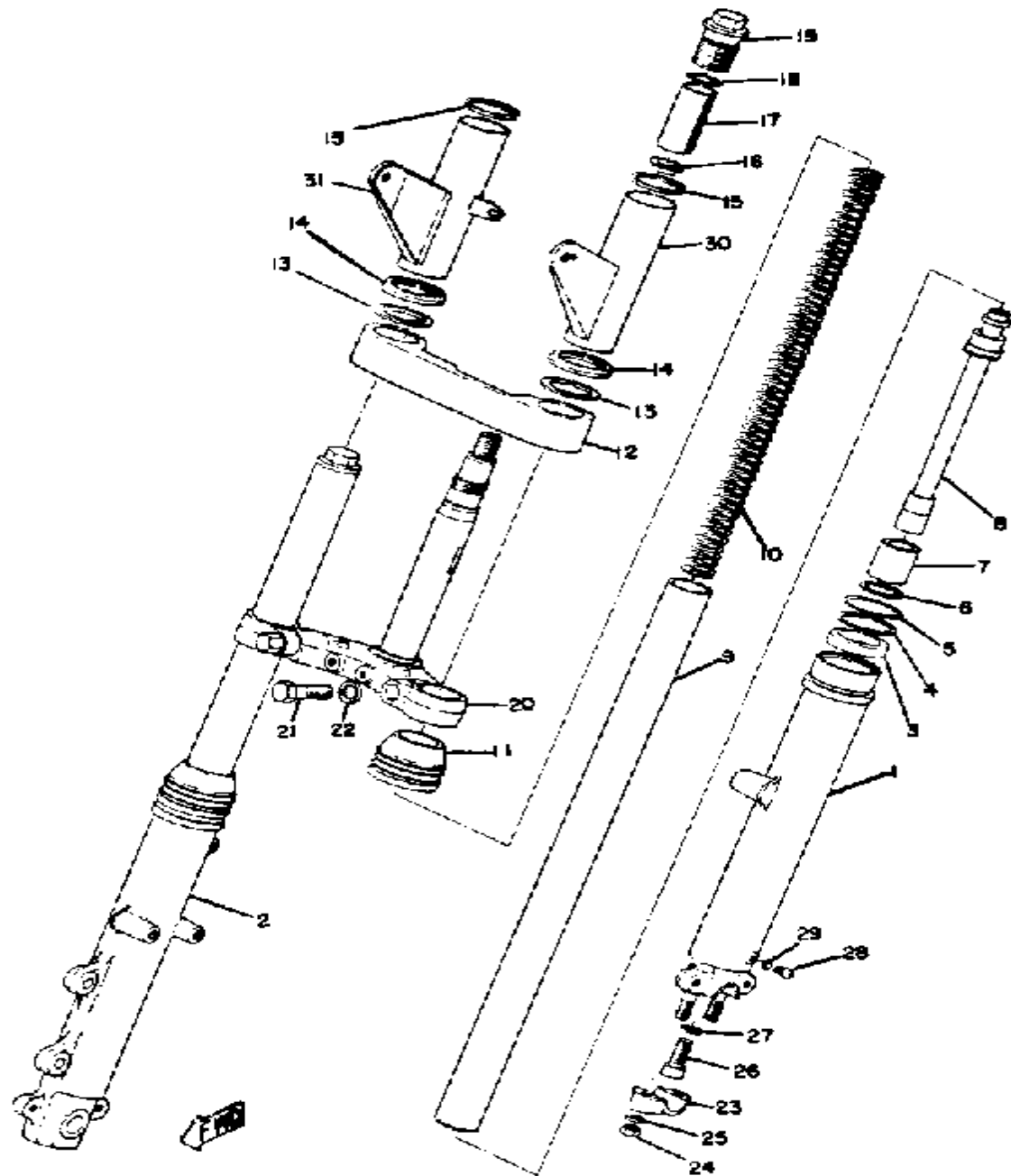
Ref. No.	Part Number	Description	Qty	Remarks
1	(361-23126-50-00)	TUBE, OUTER 1	1	
2	(361-23136-50-00)	TUBE, OUTER 2	1	
3	278-23145-51-00	.. OIL SEAL	2	
4	214-23146-00-00	.. WASHER, OIL SEAL	2	
5	214-23156-00-00	.. CLIP, OIL SEAL	2	
6	93450-30033-00	. CIRCLIP, INNER	2	
7	(278-23171-50-00)	PISTON, FRONT FORK	2	
8	(278-23170-50-00)	CYLINDER, FRTFRK	2	
9	(351-23124-50-00)	TUBE, INNER 1	2	
10	(278-23141-50-00)	SPRING, FRONT FORK	2	
11	278-23144-50-00	. SEAL, DUST	2	
12	(361-23122-51-00)	COVER, OUTER 1	1	
13	291-23163-61-00	. GASKET (LAMP STAY)	2	
14	447-23116-52-00	. GUIDE, COVER LOWER	2	
15	(2R8-23115-00-00)	GUIDE, COVER UPPER	2	
16	278-23142-50-00	. SEAT, SPRING UPPER	2	
17	(291-23118-60-00)	SPACER	2	
18	214-23114-00-00	. GASKET	2	
19	(291-23111-60-00)	BOLT, CAP	2	
20	(361-23340-50-33)	UNDER BRACKET	1	YAMAHA BLK
21	(278-23346-50-00)	BOLT 1	2	
22	92990-10100-00	. LOCKWASHER	2	
23	278-23181-50-00	. BOLT, HEXAGON SOCKET HEAD	2	
24	509-23158-L0-00	. GASKET	2	
25	98580-04008-00	SCREW, PAN HEAD	2	
26	122-23129-00-00	. GASKET, DRAIN PLUG	2	
27	(278-23167-50-00)	HOLDER, AXLE	1	
28	95333-08600-00	. NUT, HEXAGON	2	

CONTINUED ON NEXT FRAME ➤



FRONT FORK

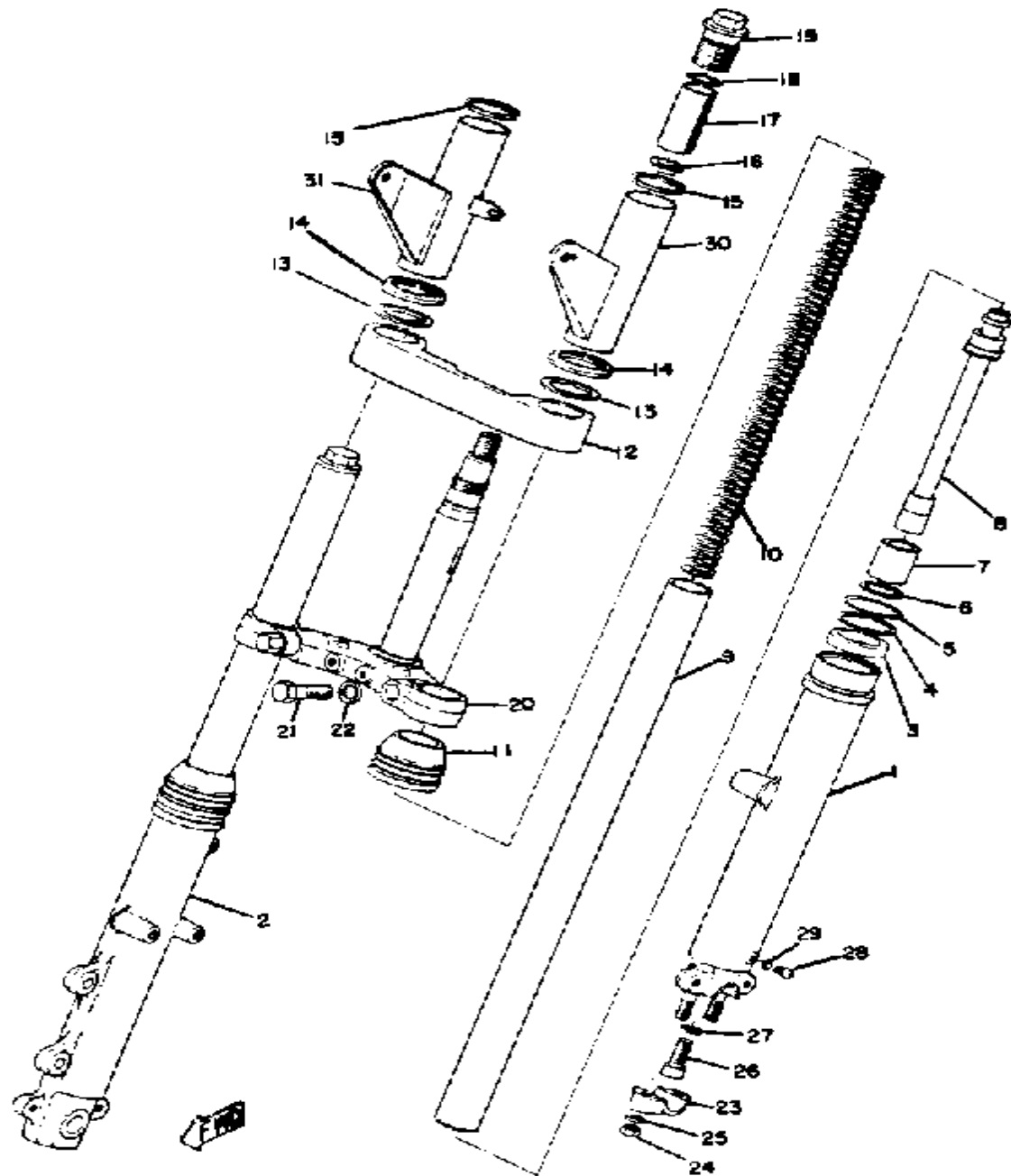
Ref. No.	Part Number	Description	Qty	Remarks
29	92990-08100-00	. WASHER	2	
30	(361-23121-50-F2)	COVER, UPPER 1	1	BUTTERFLY BLUE
	(361-23121-50-N3)	COVER, UPPER 1	1	AMBER BROWN
31	(361-23131-50-F2)	COVER, UPPER 2	1	BUTTERFLY BLUE
	(361-23131-50-N3)	COVER, UPPER 2	1	AMBER BROWN
-1	(361-23101-50-00)	FRONT FORK ASSEMBLY	1	



FRONT FORK (RD250B)

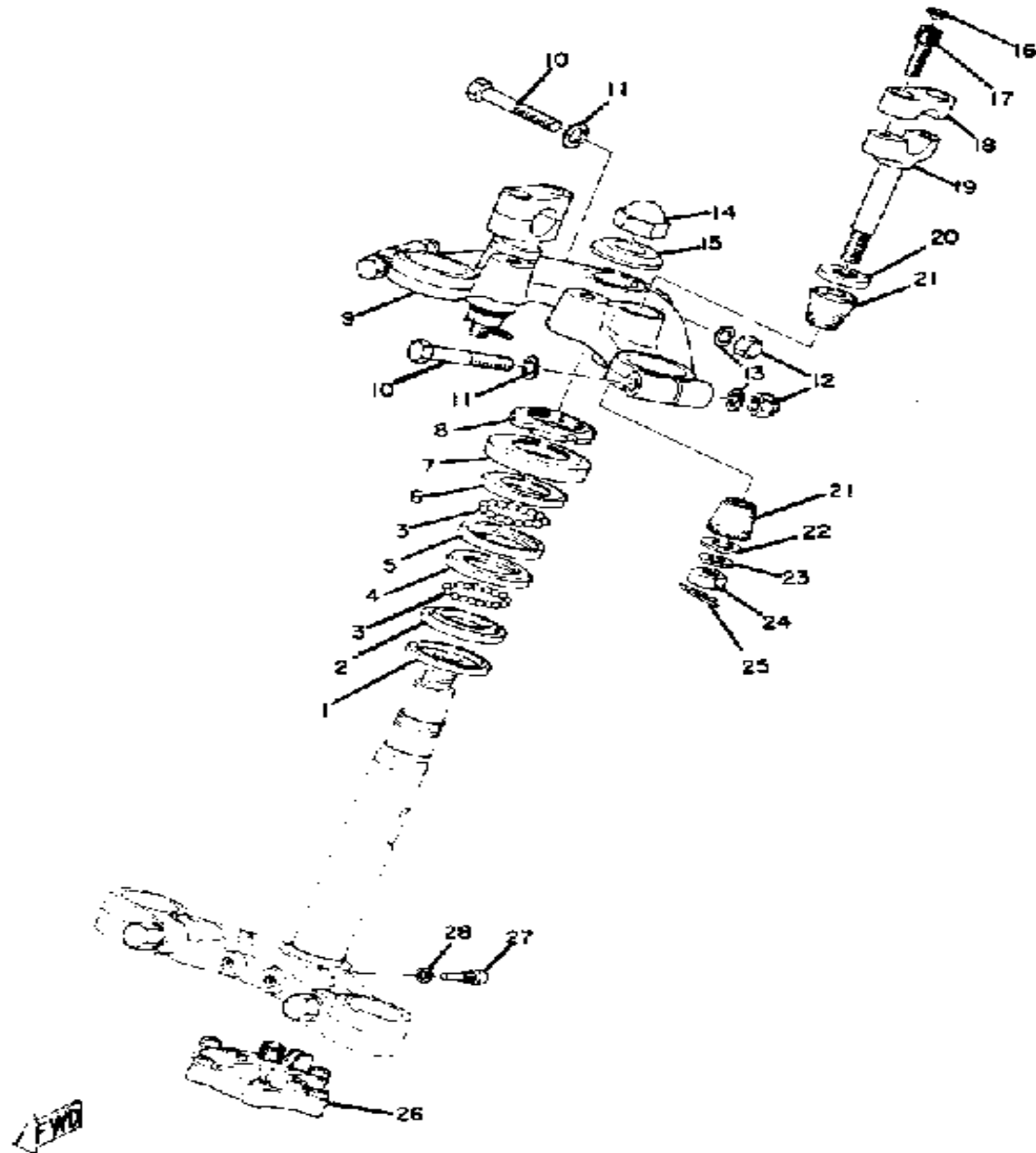
Ref. No.	Part Number	Description	Qty	Remarks
1	(351-23126-50-00)	TUBE, OUTER 1	1	
2	(351-23136-50-00)	TUBE, OUTER 2	1	
3	278-23145-51-00	.. OIL SEAL	2	
4	214-23146-00-00	.. WASHER, OIL SEAL	2	
5	214-23156-00-00	.. CLIP, OIL SEAL	2	
6	93450-30033-00	. CIRCLIP, INNER	2	
7	(278-23171-50-00)	PISTON, FRONT FORK	2	
8	(278-23170-50-00)	CYLINDER, FRTFRK	2	
9	(351-23124-50-00)	TUBE, INNER 1	2	
10	(278-23141-50-00)	SPRING, FRONT FORK	2	
11	278-23144-50-00	. SEAL, DUST	2	
12	(360-23122-51-00)	COVER, OUTER 1	1	
13	291-23163-61-00	. GASKET (LAMP STAY)	2	
14	447-23116-52-00	. GUIDE, COVER LOWER	2	
15	(2R8-23115-00-00)	GUIDE, COVER UPPER	2	
16	278-23142-50-00	. SEAT, SPRING UPPER	2	
17	(291-23118-60-00)	SPACER	2	
18	214-23114-00-00	. GASKET	2	
19	(291-23111-60-00)	BOLT, CAP	2	
20	(360-23340-30-33)	UNDER BRACKET	1	YAMAHA BLK
21	306-23346-60-00	. BOLT 1	2	
22	92901-12100-00	. WASHER, SPRING	2	
23	(306-23167-60-00)	HOLDER, AXLE	1	
24	95333-08600-00	. NUT, HEXAGON	2	
25	92990-08100-00	. WASHER	2	
26	278-23181-50-00	. BOLT, HEXAGON SOCKET HEAD	2	
27	509-23158-L0-00	. GASKET	2	
28	98580-04008-00	. SCREW, PAN HEAD	2	

CONTINUED ON NEXT FRAME ►



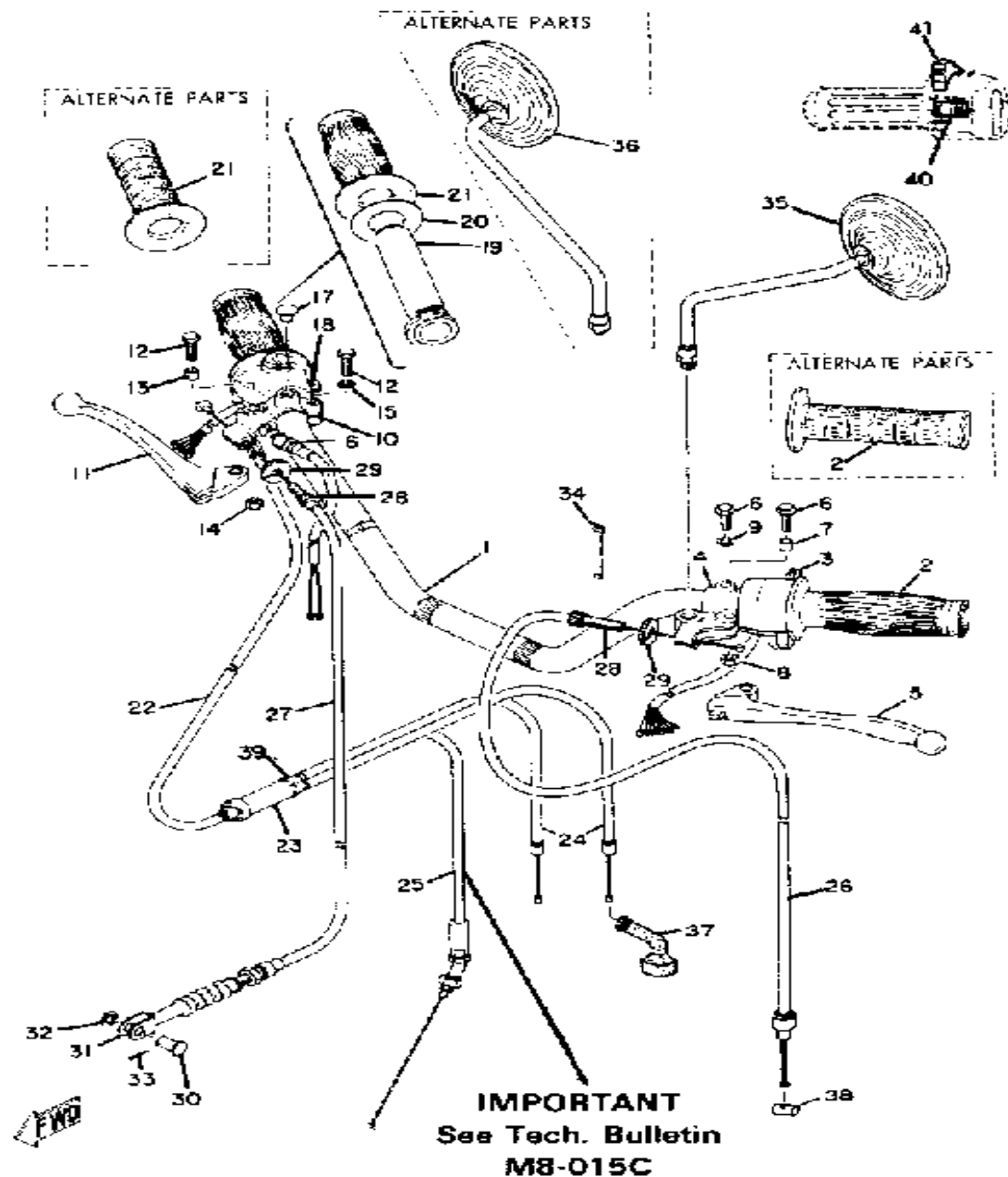
FRONT FORK (RD250B)

Ref. No.	Part Number	Description	Qty	Remarks
29	122-23129-00-00	. GASKET, DRAIN PLUG	2	
30	(360-23121-50-36)	COVER, UPPER 1	1	CLEAN WHITE
31	(360-23131-50-36)	COVER, UPPER 2	1	CLEAN WHITE
-1	(360-23101-50-00)	FRONT FORK ASSEMBLY	1	



STEERING

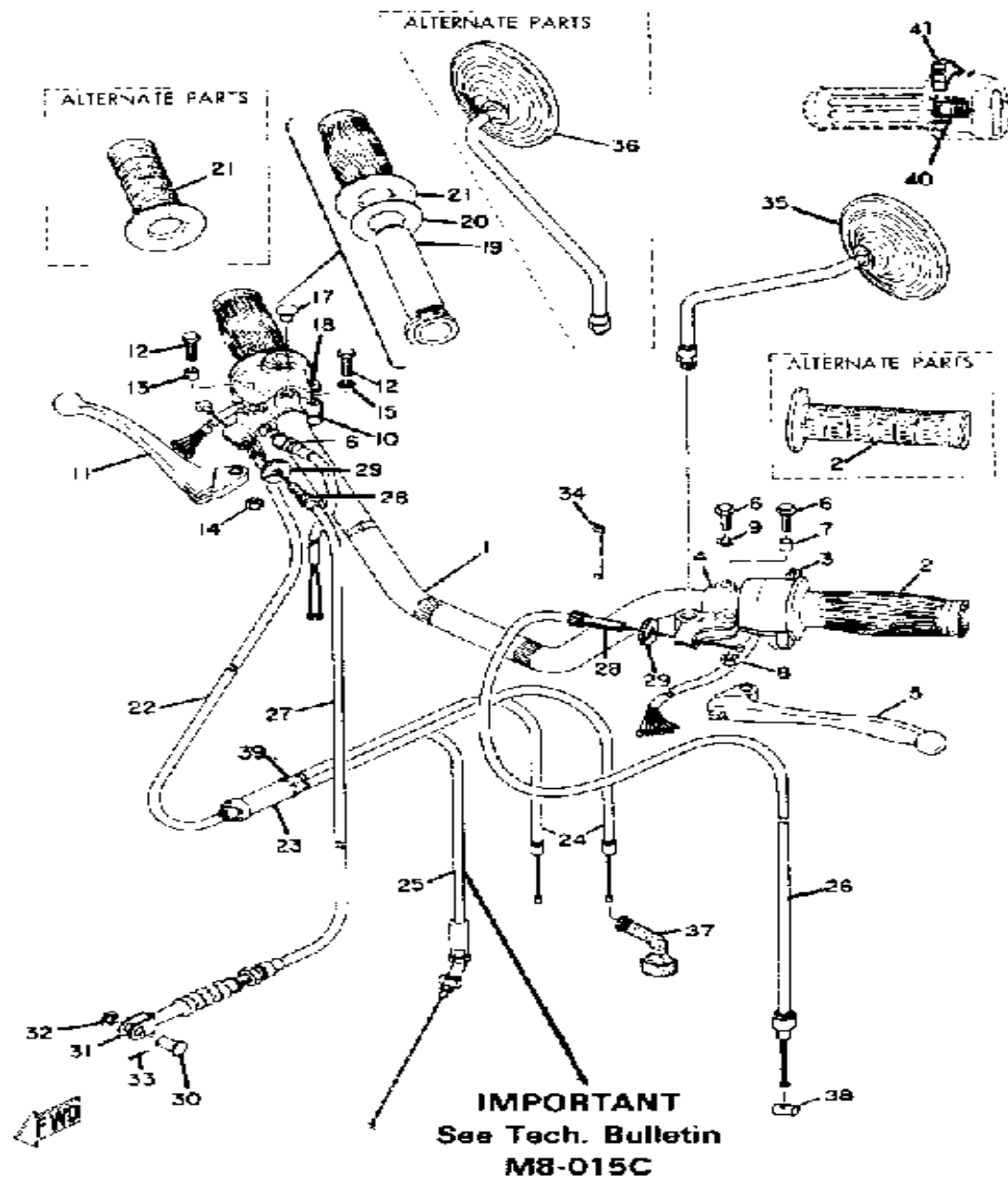
Ref. No.	Part Number	Description	Qty	Remarks
1	164-23462-00-00	SEAL, STEERING	1	
2	156-23411-00-00	RACE, BALL 1	1	
3	93501-04011-00	BALL	38	
4	156-23412-00-00	RACE, BALL 2	1	
5	183-23412-00-00	RACE, BALL 2	1	
6	183-23411-00-00	RACE, BALL 1	1	
7	136-23415-00-00	COVER, BALL RACE 1	1	
8	90179-25033-00	NUT	1	
9	(360-23435-01-98)	CROWN, HANDLE	1	FROSTING BLK
	(361-23435-00-98)	CROWN, HANDLE	1	FROSTING BLK
10	97313-08055-00	BOLT, HEXAGON	3	
11	90201-08083-00	WASHER, PLATE	3	
12	95303-08800-00	NUT (CROWN) (95301-08800) .	3	
13	92990-08100-00	WASHER	3	
14	90176-16016-00	NUT, CROWN	1	
15	90209-17057-00	WASHER, SPEC'L SHAP	1	
16	341-23469-00-00	CAP, BOLT	4	
17	91316-08025-00	BOLT, SOCKET HEAD	4	
18	360-23441-01-98	HOLDER, HANDLE UPR	2	FROSTING BLK
19	256-23442-00-98	HOLDER, HANDLE LWR	2	
20	90209-12102-00	WASHER, SPEC'L SHAP	2	
21	(90385-12020-00)	BUSH, SPEC'L RUBBER	4	
22	90201-14218-00	WASHER, PLATE	2	
23	92990-10100-00	LOCKWASHER	2	
24	95303-10700-00	NUT	2	
25	90468-12006-00	CLIP	2	
26	5G2-23490-00-00	HDLBR SMY DMPR ASSEMBLY	1	O.E.M. FOR
27	(214-23492-00-00)	BOLT	1	RD250
28	92995-06100-00	WASHER, SPRING	1	



HANDLE - WIRE

Ref. No.	Part Number	Description	Qty	Remarks
1	2L0-26111-00-00	HANDLEBAR	1	
2	341-26241-00-00	GRIP LH	1	
3	360-83973-01-00	SWITCH, HANDLE 3	1	
	360-83973-02-00	SWITCH, HANDLE 3	1	
4	341-82911-00-00	HOLDER, LEVER 1	1	
5	214-83912-00-00	. LEVER 1	1	
6	97011-06020-00	. BOLT	2	
7	214-83913-00-00	. COLLAR, LEVER 1	1	
8	95380-06700-00	. NUT	1	
9	92995-06100-00	. WASHER, SPRING	1	
10	361-82920-93-00	. HOLDER, LEVER 2 (36182-92131-00)	1	
11	233-83922-30-00	. LEVER R	1	
12	97011-06020-00	. BOLT	2	
13	214-83913-00-00	. COLLAR, LEVER 1	1	
14	95303-08700-00	. NUT	1	
15	92995-06100-00	. WASHER, SPRING	1	
16	395-83980-00-00	STOP SWITCH ASSEMBLY ...	1	
17	90338-09012-00	PLUG	1	
18	360-83975-03-00	SWITCH, HANDLE 2	1	
19	214-26243-00-00	TUBE, THRTL GUIDE	1	
20	90201-261L0-00	WASHER, PLATE	1	
21	(306-26242-10-00)	GRIP RH	1	
22	360-26311-01-00	CABLE, THROTTLE 1 0 1	1	4815
23	360-26261-01-00	CONNECTOR, CABLE	1	
	360-26261-01-00	CONNECTOR, CABLE	1	4815
24	360-26312-00-00	CABLE, THROTTLE 2	2	
	360-26312-01-00	CABLE, THROTTLE 2	2	
25	UNA-VAILA-BL-EI	0 0	111	

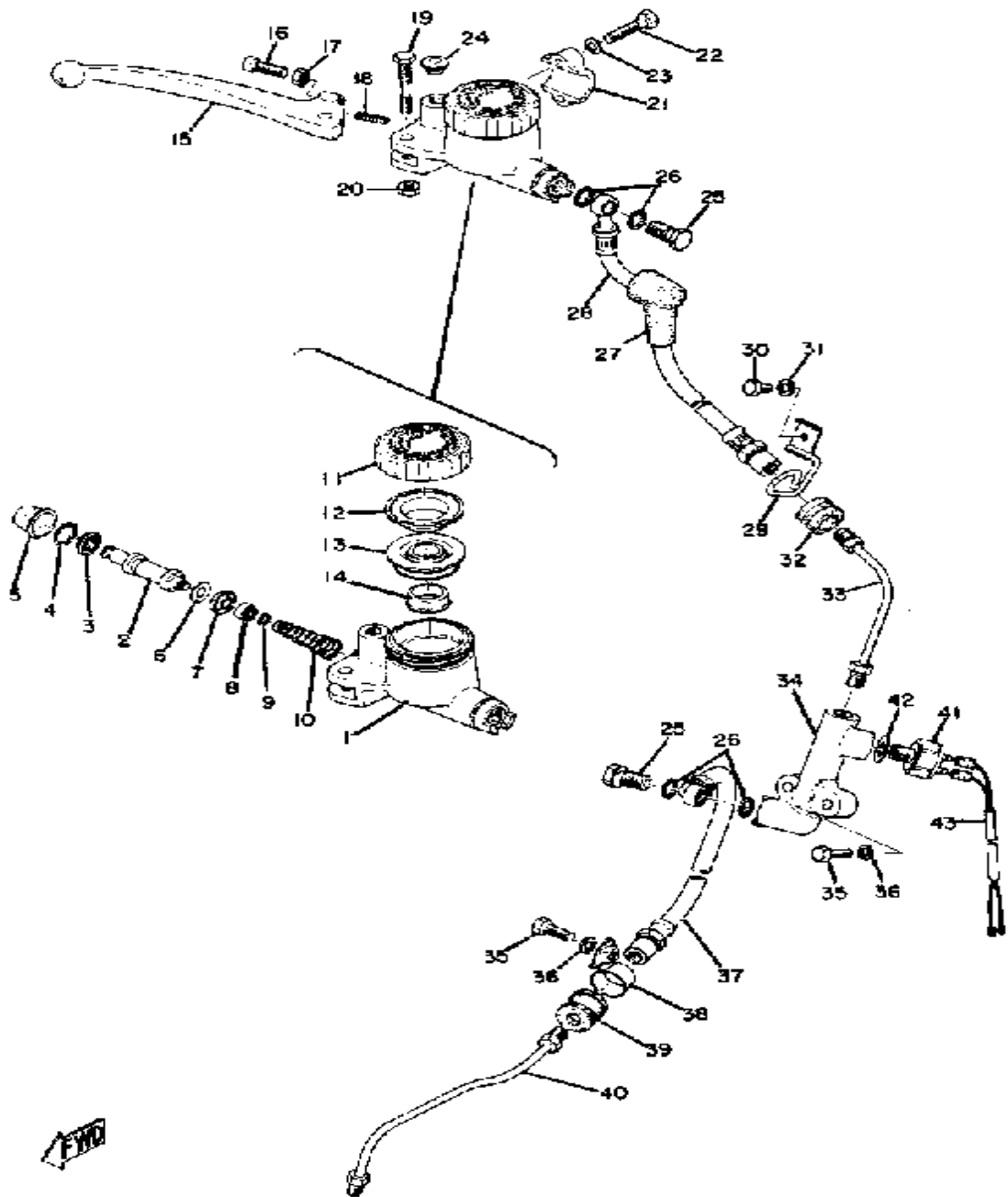
CONTINUED ON NEXT FRAME ➤



HANDLE - WIRE

Ref. No.	Part Number	Description	Qty	Remarks
26	278-26335-00-00	CABLE, CLUTCH	1	
	360-26335-00-00	CABLE, CLUTCH	1	
27	361-26341-00-00	CABLE, BRAKE	1	
28	90123-08046-00	BOLT	2	
29	90179-08148-00	NUT	2	
30	90240-08013-00	PIN, CLEVIS	1	
31	156-26347-00-00	JOINT, CABLE	1	
32	90201-08083-00	WASHER, PLATE	1	
33	91490-20020-00	PIN, COTTER	1	
34	437-83936-01-00	BAND, SWITCH CORD	4	
35	341-26290-10-00	MIRROR ASSEMBLY LH	1	
36	341-26290-01-00	BACK MIRROR RH (341-26290-01)	1	ALT. PART
37	360-26329-00-00	CAP, RUBBER	2	
	360-26329-02-00	CAP, RUBBER 0 0	2	5205
38	164-26363-00-00	END, CABLE	1	
39	360-26262-00-00	CAP, CBLE CONNECTOR 0 0	1	4815
40	360-W0087-20-00	KNB SET, HDLBR SWCH	1	M7-017
41	(360-W0087-10-00)	KNB SET, HDLBR SWCH	1	M7-017
-1	360-82910-02-00	LEVER HOLDER ASSEMBLY 1 (360-82910-00)	1	
-2	(361-82920-92-00)	LEVER HOLDER ASSEMBLY 2	1	
21-1	235-26242-10-00	GRIP RH	1	

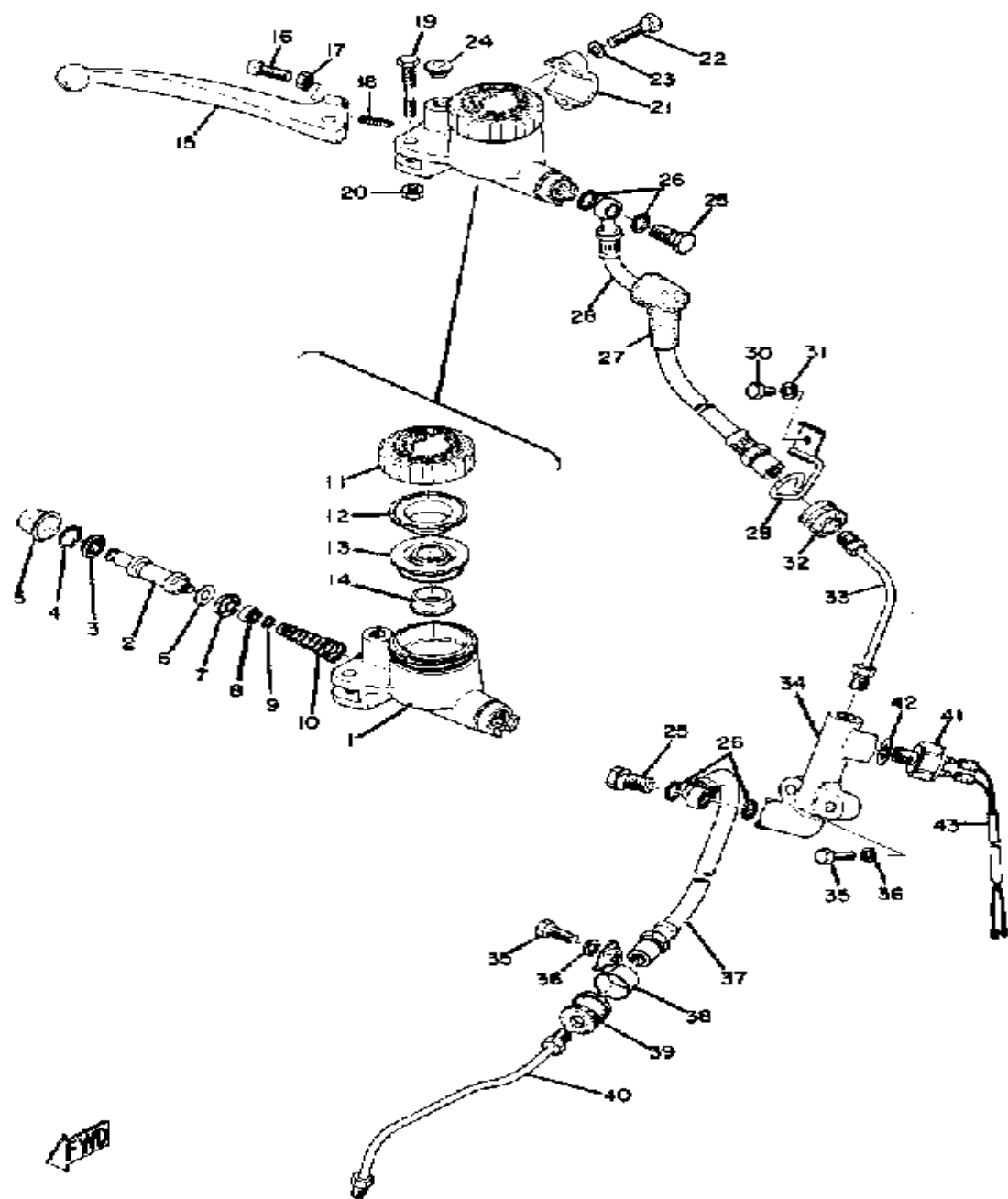
MASTER CYLINDER - BRAKE HOSE (RD2



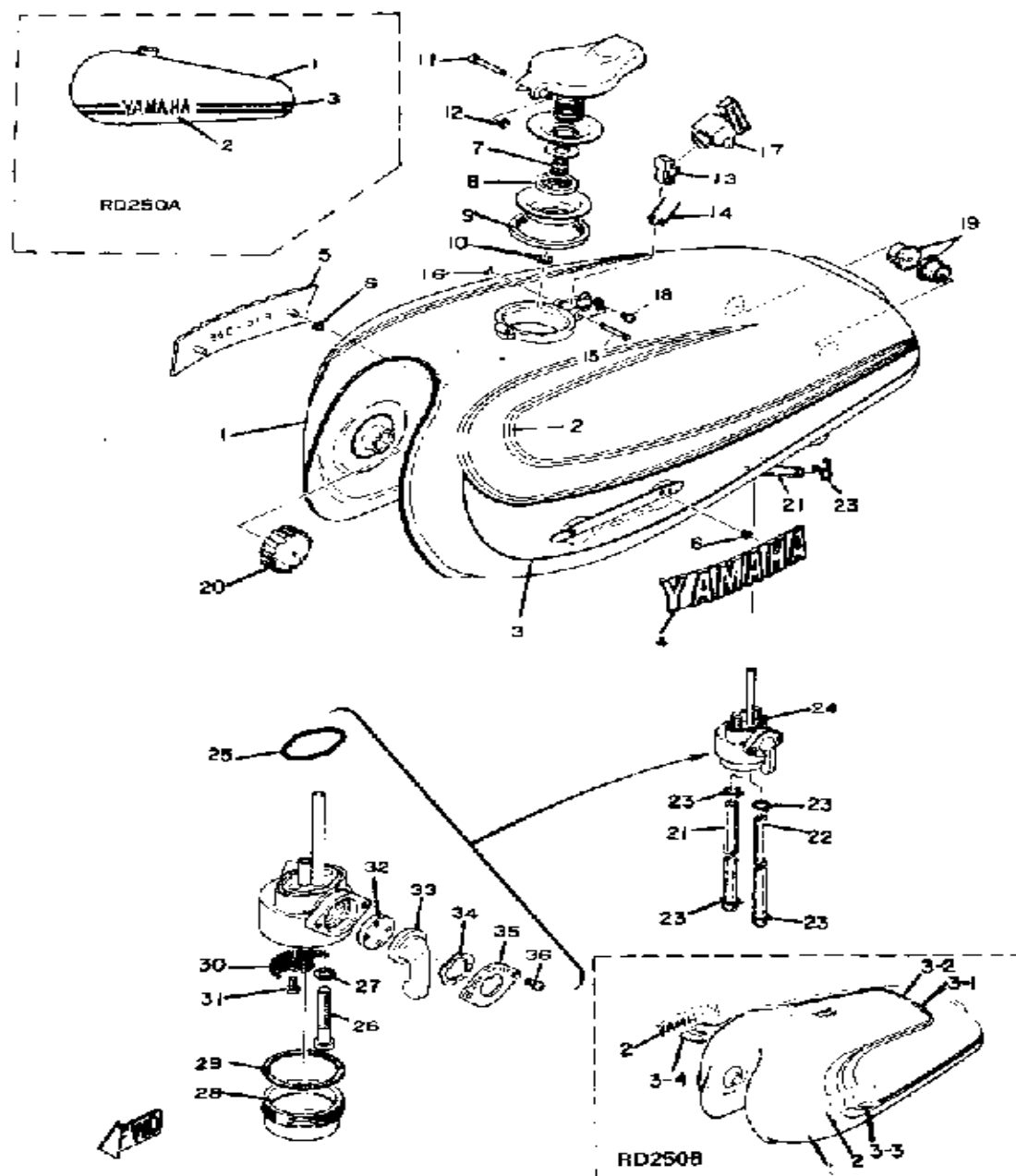
Ref. No.	Part Number	Description	Qty	Remarks
11	360-25852-30-00	. CAP, RESERVOIR	1	
12	2GU-25855-00-00	. BUSH, DIAPHRAGM	1	
13	360-25854-00-00	. DIAPHRAGM, RESERVOIR ..	1	
14	360-25853-00-00	. FLOAT, RESERVOIR	1	
15	(341-83922-00-00)	LEVER R	1	
16	90146-06005-00	SCREW, OVAL FLSTR (306-83928-01)	1	
17	90170-06010-00	NUT	1	
18	90501-10312-00	SPRING, COMPRESSION	1	
19	90109-06465-00	BOLT	1	
20	95380-06700-00	NUT	1	
21	1J3-25867-00-00	BRACKET, MASTER CYLINDER (341-25867-00)	1	FROSTING BLK
22	97011-06025-00	BOLT (97001-06025)	2	
23	92995-06100-00	WASHER, SPRING	2	
24	90338-09012-00	PLUG	1	
25	90401-10034-00	BOLT, UNION	2	
26	90201-10118-00	WASHER, PLATE	4	
27	360-25862-00-00	BOOT, MASTER CYLINDER ...	1	
28	(360-25872-05-00)	HOSE, BRAKE 1	1	
29	(351-25887-01-00)	HOLDER, BRAKE HOSE	1	
30	97013-06012-00	BOLT	1	
31	92995-06100-00	WASHER, SPRING	1	
32	341-25881-00-00	PROTECTOR, BRAKE HOSE ..	1	
33	(351-25883-01-00)	PIPE, BRAKE 3	1	
34	(341-25885-03-00)	JOINT	1	
35	97011-06025-00	BOLT (97001-06025)	3	
36	92995-06100-00	WASHER, SPRING	3	
37	351-25873-05-00	HOSE, BRAKE 2	1	

CONTINUED ON NEXT FRAME ➤

MASTER CYLINDER - BRAKE HOSE (RD2



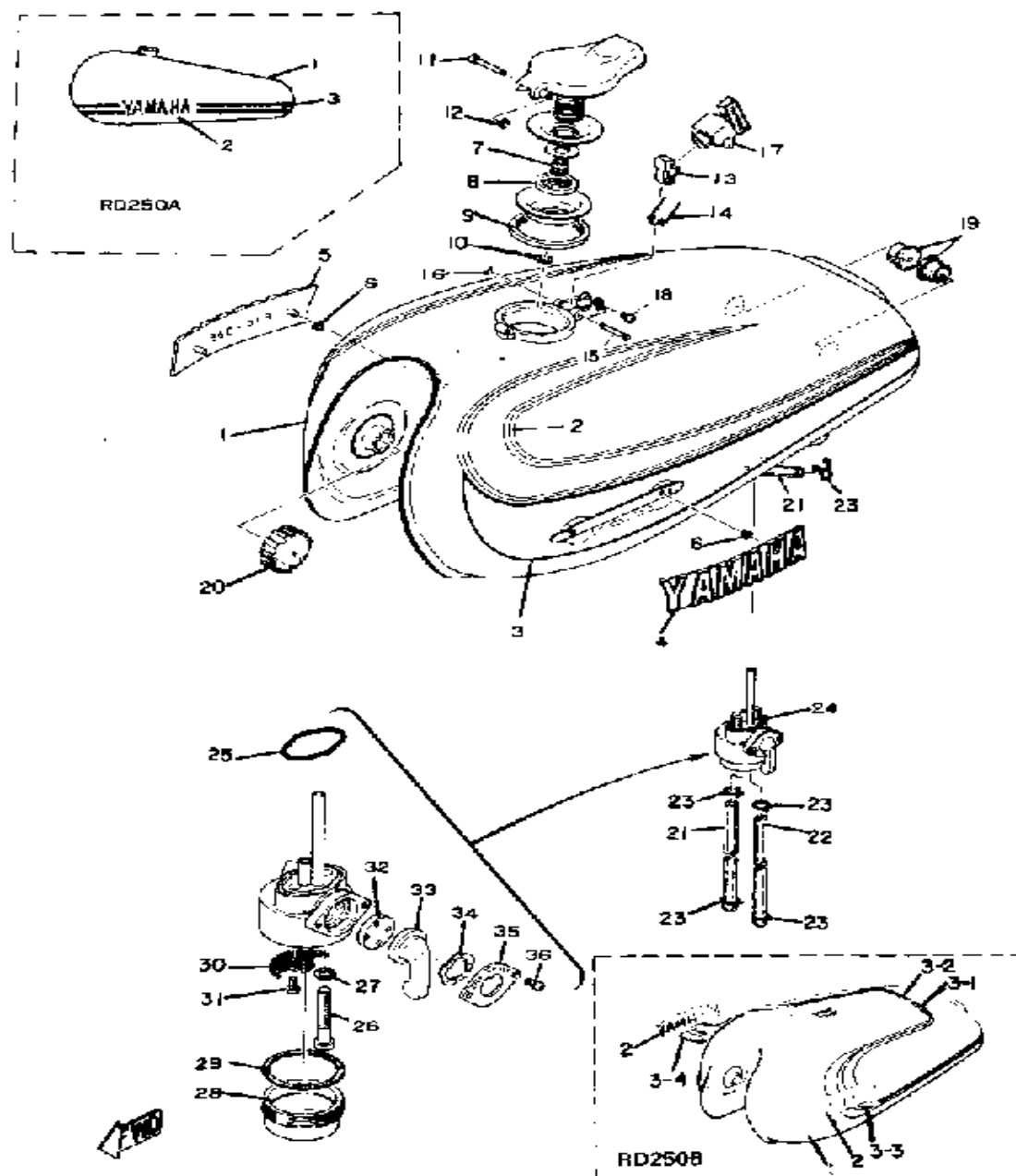
Ref. No.	Part Number	Description	Qty	Remarks
38	(306-25876-00-00)	HOLDER, BRKE HOSE 2	1	
39	306-25881-00-00	PROTC, BRAKE HOSE	1	
40	306-25871-00-00	PIPE, BRAKE	1	
41	341-83980-30-00	STOP SWITCH ASSEMBLY	1	
42	90201-10128-00	WASHER, PLATE	1	
43	(351-82531-00-00)	WIRE, LEAD	1	
-1	735-25850-00-98	MSTR CYLINDER ASSEMBLY	1	
-2	1A0-W0041-00-00	. CYLINDER KIT, MASTER (360-20000-10)	1	
-3	(360-20000-20-00)	CUP KIT	1	



FUEL TANK

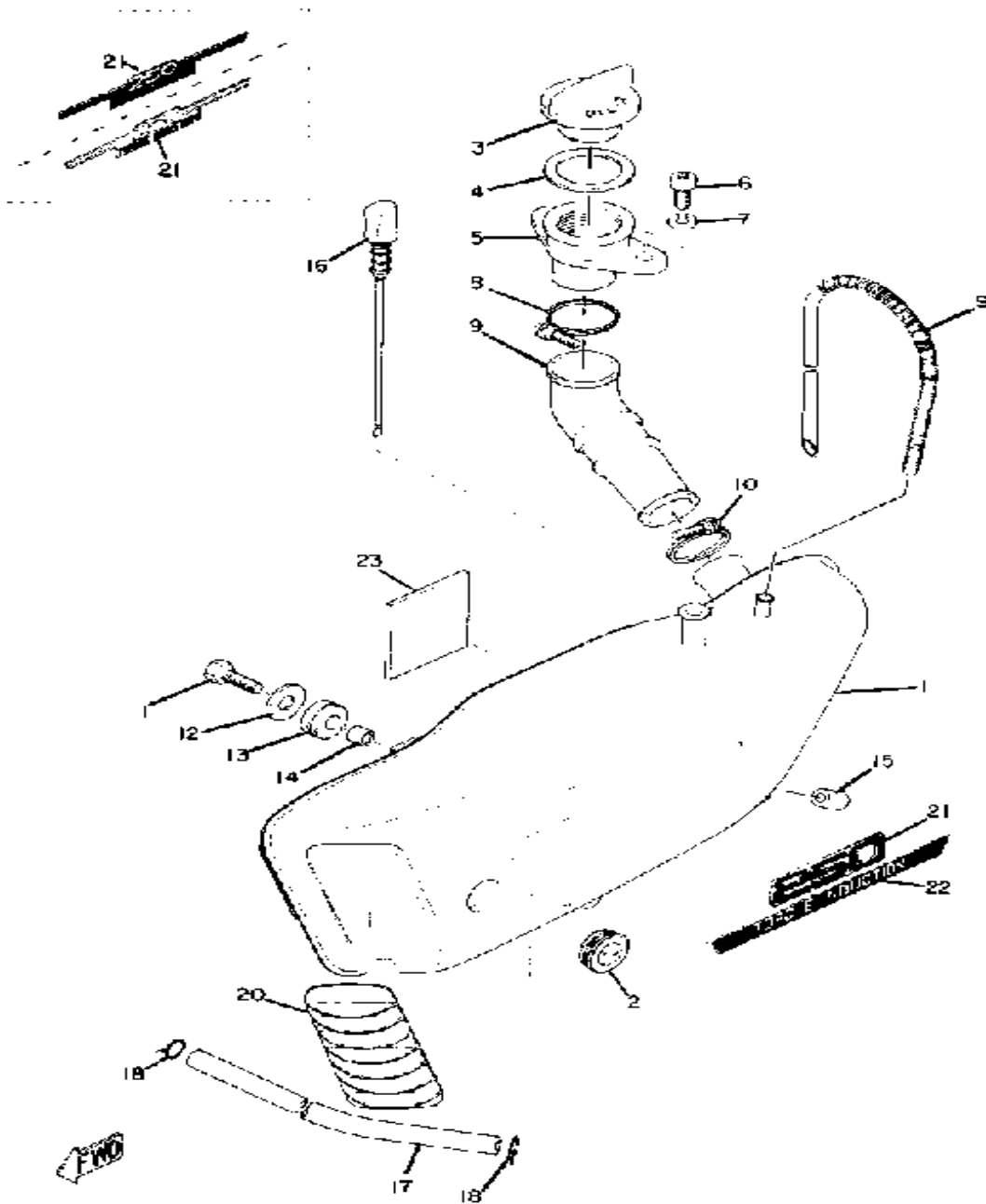
Ref. No.	Part Number	Description	Qty	Remarks
1	(360-24110-01-X4)	FUEL TANK	1	BUTTERFLY BLUE
	(360-24110-20-02)	FUEL TANK	1	AMBER BROWN
	(360-24110-20-04)	FUEL TANK	1	CLEAN WHITE
2	(360-24244-00-00)	GRAPHIC, FUEL TNK 1	1	
	(360-24245-00-00)	GRAPHIC, FUEL TNK 2	1	
	322-24161-00-00	. EMBLEM 1	2	
	99224-00035-00	. EMBLEM, YAMAHA	2	
3	(360-24246-00-00)	GRAPHIC, FUEL TNK 3	1	
	(360-24247-00-00)	GRAPHIC, FUEL TNK 4	1	
	(360-24258-00-00)	GRAPHIC, FUEL TANK 1	2	
4	360-24161-01-00	EMBLEM 1	1	
5	360-24162-01-00	EMBLEM 2	1	
6	90183-03006-00	NUT, SPRING	4	
7	(308-24642-00-00)	GASKET, CAP 2	1	
8	(308-24641-00-00)	GASKET, CAP 1	1	
9	341-24612-01-00	. GASKET, CAP	1	
10	99009-06600-00	. CIRCLIP	1	
11	90249-03087-00	PIN, SPEC'L SHAPE (308-24623-00)	1	
12	93430-02001-00	CIRCLIP	1	
13	341-24628-00-00	HOOK	1	
14	90508-07235-00	SPRING, TORSION	1	
15	90249-03088-00	PIN, SPEC'L SHAPE (308-24624-00)	1	
16	93430-02001-00	CIRCLIP	1	
17	341-24602-01-00	CAP ASSEMBLY	1	
18	(92503-04020-00)	SCREW, PAN HEAD	1	
19	122-24182-01-00	DAMPER, LOCATING 2	2	
20	278-24181-00-00	DAMPER, LOCATING 1	2	

CONTINUED ON NEXT FRAME ►



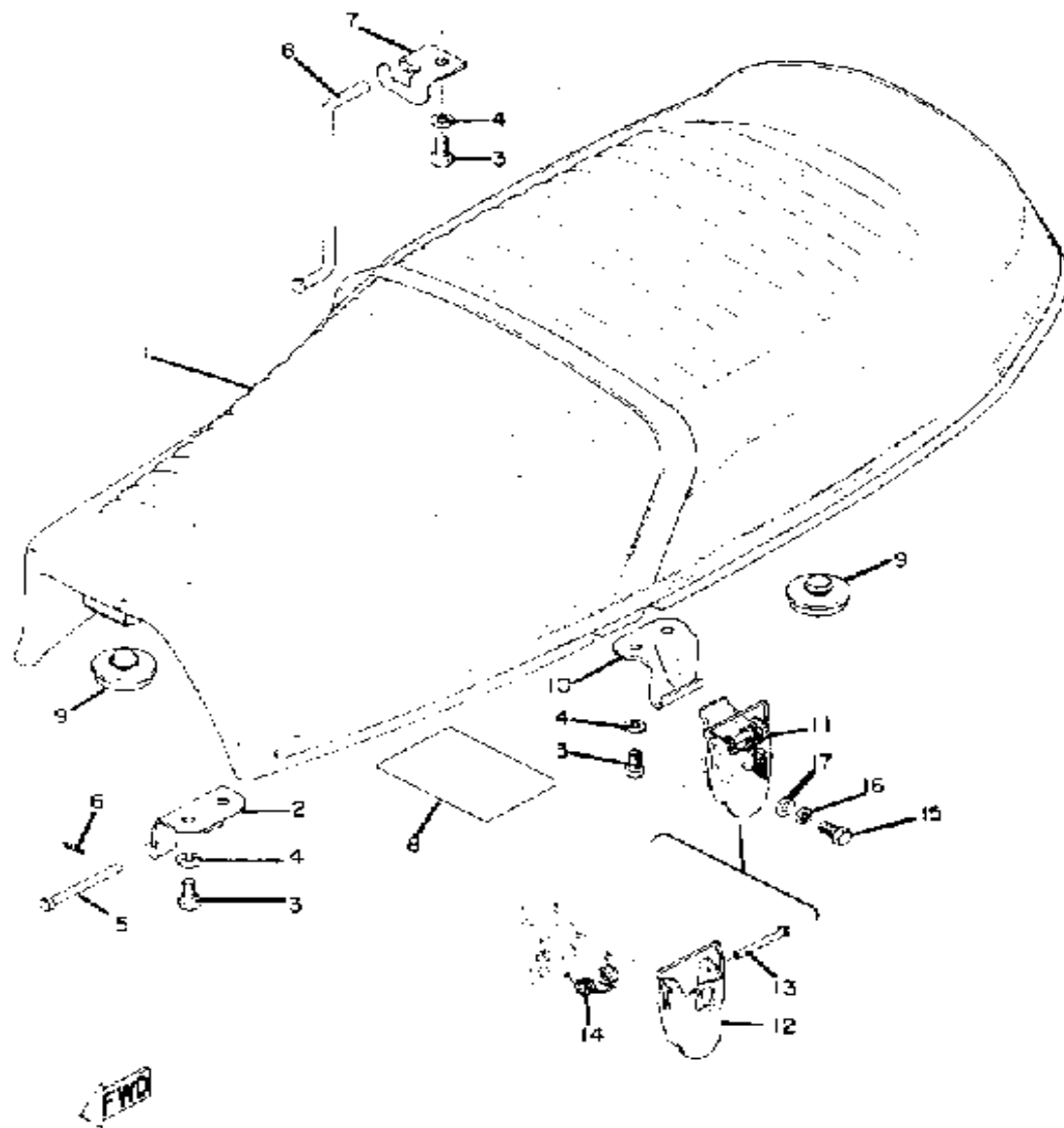
FUEL TANK

Ref. No.	Part Number	Description	Qty	Remarks
21	90445-09094-00	HOSE (90445-09221-00)	2	
22	90445-09089-00	HOSE	1	
23	90467-08003-00	CLIP	6	
24	360-24500-00-00	FUEL COCK ASSEMBLY 1 ...	1	
25	168-24512-00-00	. GASKET	1	
26	98580-06035-00	. SCREW, PAN HEAD	2	
27	90430-06013-00	. GASKET (137-24513-00)	2	
28	360-24521-00-00	. CUP, FILTER	1	
29	168-24522-00-00	. GASKET	1	
30	168-24515-00-00	. NET, FILTER 2	1	
31	98580-03008-00	. SCREW, PAN HEAD	1	
32	137-24523-00-00	. GASKET	1	
33	168-24524-00-00	. LEVER, COCK	1	
34	132-24518-00-00	. WASHER, WAVE	1	
35	(132-24525-01-00)	PLATE, LVR FITTING	1	
36	98580-03008-00	. SCREW, PAN HEAD	2	
-1	341-24653-00-00	CAP ASSEMBLY	1	
3-1	(361-24254-20-00)	GRAPHIC, FUEL TNK 7	1	
3-2	(361-24255-20-00)	GRAPHIC, FUEL TNK 8	1	
3-3	(361-24256-20-00)	GRAPHIC, FUEL TNK 9	1	
3-4	(361-24257-20-00)	GRPHC, FUEL TANK 0	1	



OIL TANK

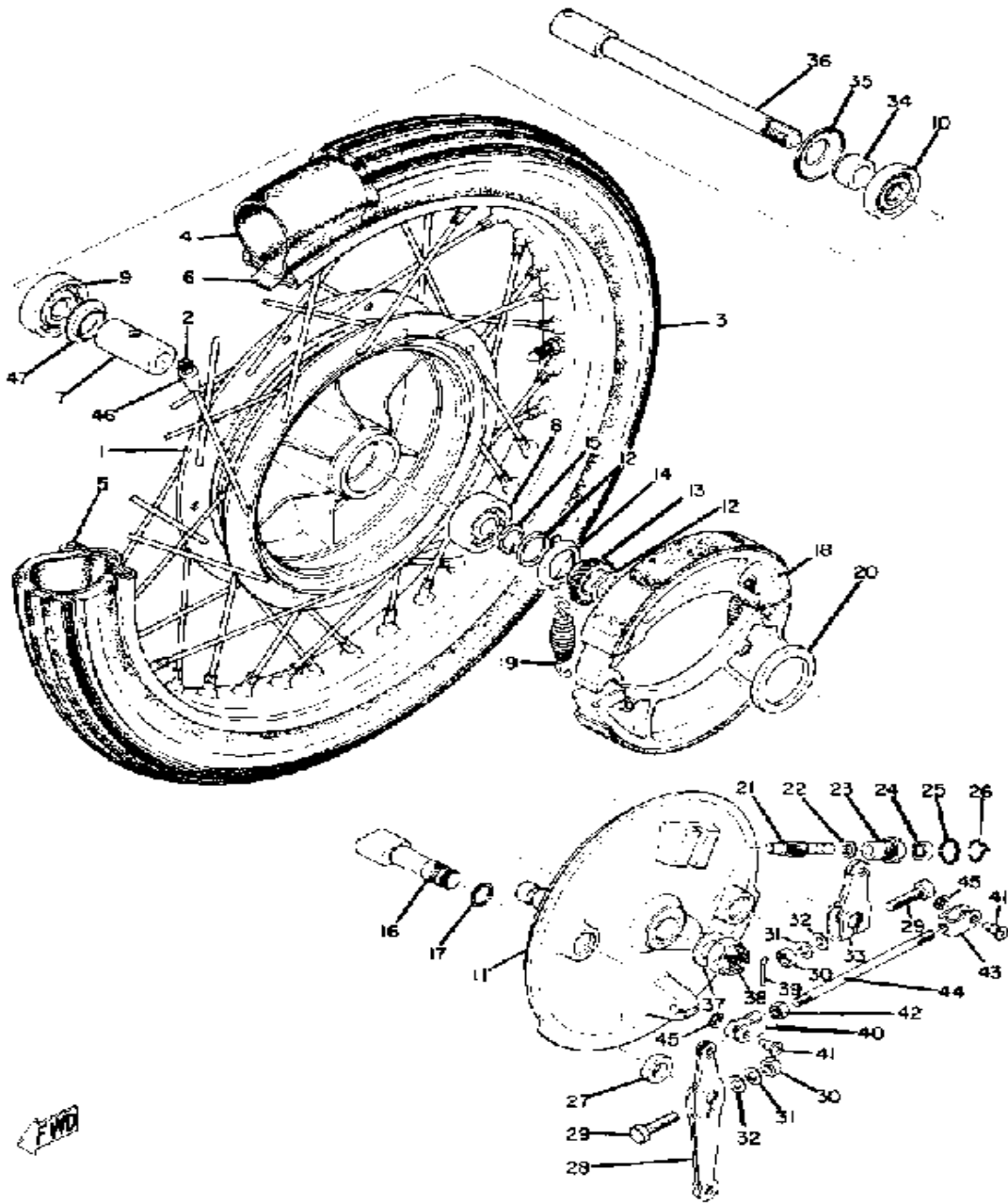
Ref. No.	Part Number	Description	Qty	Remarks
1	(360-21705-00-29)	OIL TANK ASSEMBLY	1	BUTTERFLY BLUE
	(360-21705-00-36)	OIL TANK ASSEMBLY	1	CLEAN WHITE
	(360-21705-00-N3)	OIL TANK ASSEMBLY	1	AMBER BROWN
2	360-21761-00-00	. GAUGE, LEVEL	1	
3	214-21771-00-00	BODY, CAP	1	
4	90430-29114-00	GASKET	1	
5	360-21752-00-00	TUBE, FILLER 1	1	
6	98580-06020-00	SCREW	2	
7	92995-06100-00	WASHER, SPRING	2	
8	90460-32182-00	CLAMP, HOSE	1	
9	360-21753-00-00	BOSS, CONNECTOR	1	
10	(90460-26007-00)	CLAMP, HOSE	1	
11	97011-06020-00	BOLT	2	
12	90201-06067-00	WASHER, PLATE	2	
13	90480-14023-00	GROMMET	2	
14	90387-07390-00	COLLAR	2	
15	437-21779-00-00	DAMPER, LOCATING 2	1	
16	1A0-21792-00-00	GAUGE, OIL	1	
17	90445-09122-00	HOSE	1	
18	(90462-08003-00)	CLAMP	2	
19	(278-21745-00-00)	PIPE, OIL TNK BRTHR	1	
20	(360-21781-00-00)	MOLD 1	1	
21	(361-21783-01-00)	EMBLEM 3	1	
	(361-21783-20-00)	EMBLEM 3	1	
	(361-21786-00-00)	EMBLEM 6	1	
22	360-21787-00-00	EMBLEM 7	1	
23	(214-21268-00-00)	SEAL	1	



SEAT

Ref. No.	Part Number	Description	Qty	Remarks
1	360-24730-06-00	DOUBLE SEAT ASSEMBLY ...	1	
2	248-24726-00-33	HINGE, SEAT	2	YAMAHA BLK
3	97013-06012-00	BOLT	7	
4	92995-06100-00	WASHER, SPRING	7	
5	91701-05055-00	PIN, CLEVIS	2	
6	90468-10050-00	CLIP	2	
7	(278-24748-00-00)	BRACKET, SEAT	1	
8	(278-24768-00-00)	STOPPER	1	
9	1L9-24741-00-00	PAD, SEAT	4	
10	278-24728-00-00	BRACKET, SEAT	1	
11	526-24705-00-00	SEAT LOCK ASSEMBLY	1	
12	(353-24776-00-33)	LEVER, SEAT	1	YAMAHA BLK
13	(353-24727-00-00)	PIN, SEAT FITTING	1	
14	(353-24758-00-00)	SPRING	1	
15	97011-06010-00	BOLT	1	
16	92995-06100-00	WASHER, SPRING	1	
17	92990-06200-00	WASHER	1	
18	(360-24700-00-00)	SEAT SCREW KIT	1	M4-066A
	(360-28179-10-00)	LABEL, BATT CAUTION	1	
1-1	360-24731-03-00	. COVER, DOUBLE SEAT 0 1 ..	1	3915

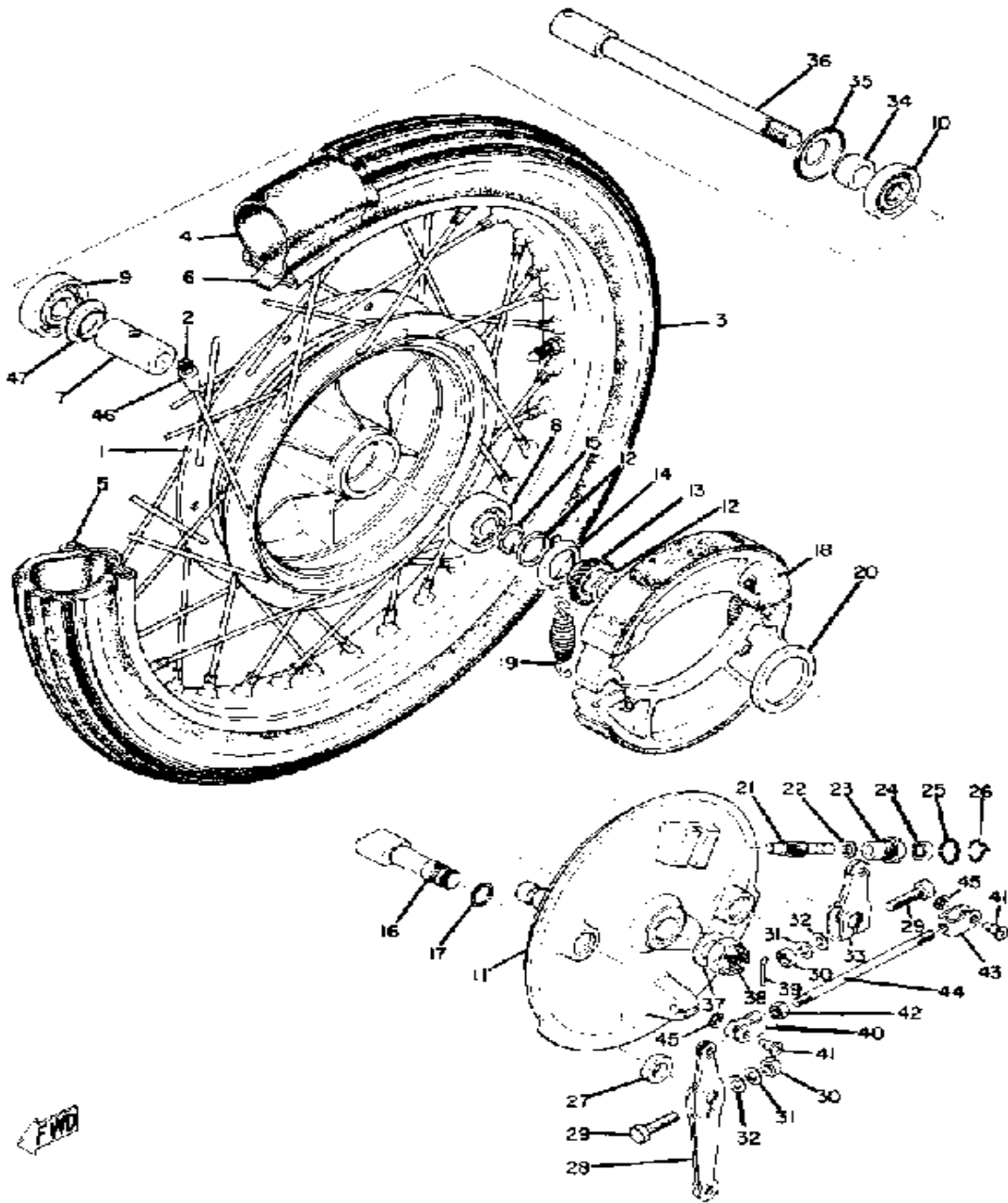
FRONT WHEEL (RD250, RD250A)



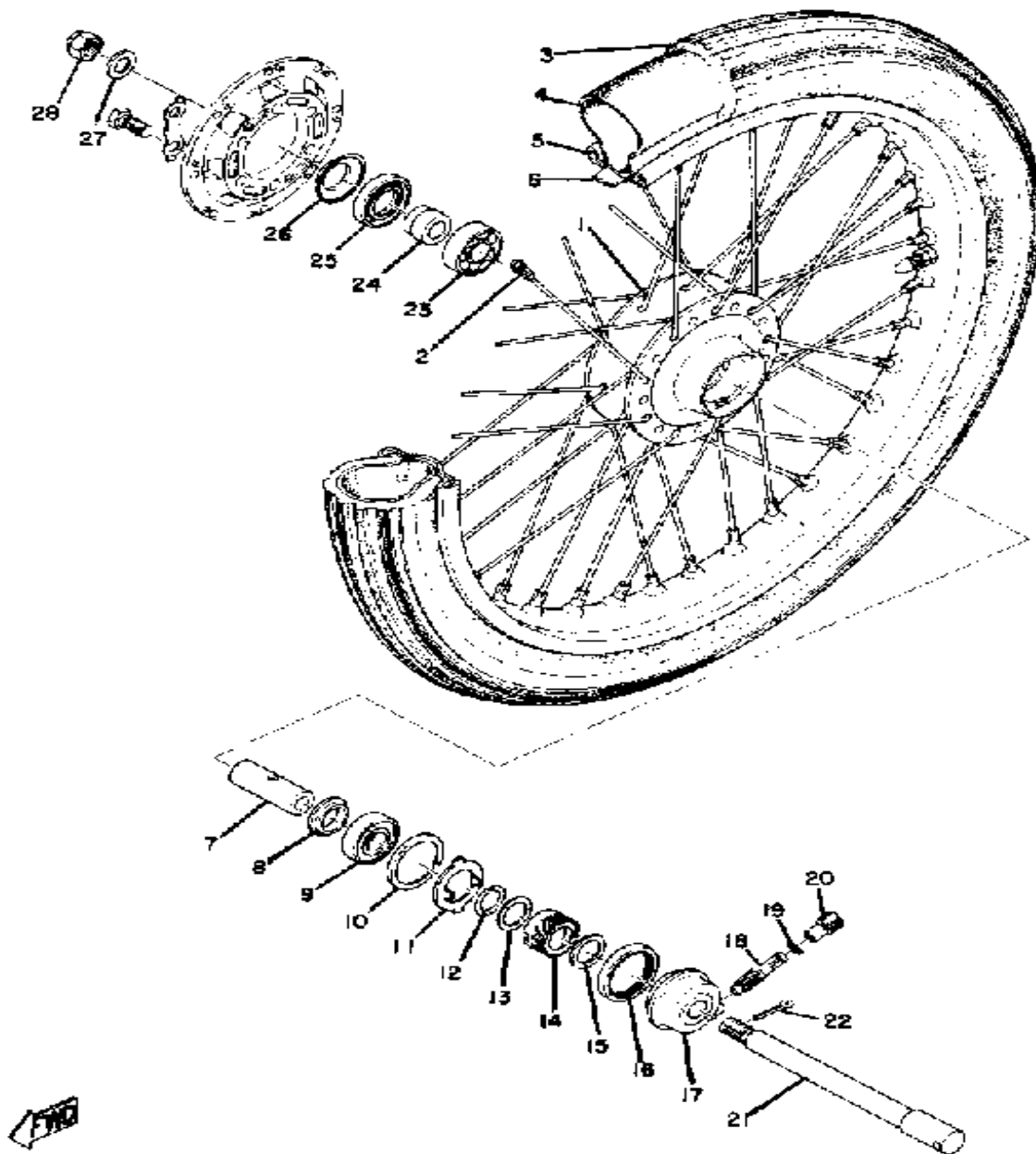
Ref. No.	Part Number	Description	Qty	Remarks
1	(246-25111-00-38)	HUB, FRONT	1	
2	152-25104-00-00	SPOKE SET, FRONT	1	
3	(94130-18363-00)	YOKO 300S18 Y9 6	1	
4	94230-18084-00	TUBE	1	
5	(94416-18013-00)	RIM 1.60X 8	1	
6	94325-18043-00	BAND, RIM	1	
7	90560-15136-00	SPACER (136-25317-00)	1	
8	93306-30202-00	BEARING	1	
9	93306-30202-00	BEARING	1	
10	93102-22014-00	OIL SEAL	1	
11	(361-25120-10-00)	BRAKE SHOE PLT ASSEMBLY	1	
12	90201-22283-00	WASHER, PLATE	2	
13	246-25135-00-00	GEAR, DRIVE	1	
14	246-25149-00-00	CLUTCH, METER	1	
15	93410-22014-00	CIRCLIP, S-TYPE	1	
16	(4R5-25151-00-00)	CAMSHAFT	2	
17	148-25353-00-00	SHIM, CAMSHAFT	2	
18	168-W2535-00-00	BRAKESHOE SET-2PCS	2	
19	90507-20002-00	SPRING, TENSION	2	
20	93105-53013-00	OIL SEAL, SDD-TYPE	1	
21	214-25138-00-00	GEAR, METER	1	
22	90201-07076-00	WASHER, PLATE	1	
23	109-25136-00-00	BUSH	1	
24	93104-07003-00	OIL SEAL	1	
25	93210-14104-00	O-RING	1	
26	102-25137-00-00	RING, STOP	1	
27	148-25359-00-00	SEAL, CAMSHAFT	2	
28	168-25155-00-00	LEVER, CAMSHAFT 1	1	
29	731-30603-00-0	UNAVAILABLE IN PRICE BOOK	2	

CONTINUED ON NEXT FRAME ➤

FRONT WHEEL (RD250, RD250A)



Ref. No.	Part Number	Description	Qty	Remarks
30	95380-06600-00	NUT	2	
31	92995-06100-00	WASHER, SPRING	2	
32	92990-06200-00	WASHER	2	
33	246-25156-00-00	LEVER, CAMSHAFT 2	1	RD250
34	(90387-15421-00)	COLLAR	1	
35	(246-25118-00-00)	COVER, HUB DUST	1	
36	(278-25181-00-00)	AXLE, WHEEL	1	
37	92990-14200-00	WASHER, PLAIN	1	
38	90171-14020-00	NUT, CASTLE	1	
39	91401-30030-00	PIN, COTTER	1	
40	152-25163-00-00	END, ROD 1	1	
41	90249-06095-00	PIN, SPEC"L SHAPE	2	
42	95380-06700-00	NUT	1	
43	152-25164-00-00	END, ROD 2	1	
44	(152-25161-00-00)	ROD, CONNECTING	1	
45	99080-04600-00	CIRCLIP (E)	2	
46	156-25398-00-00	BALANCER, WHEEL	1	
47	146-25115-00-00	FLANGE, SPACER 1	1	

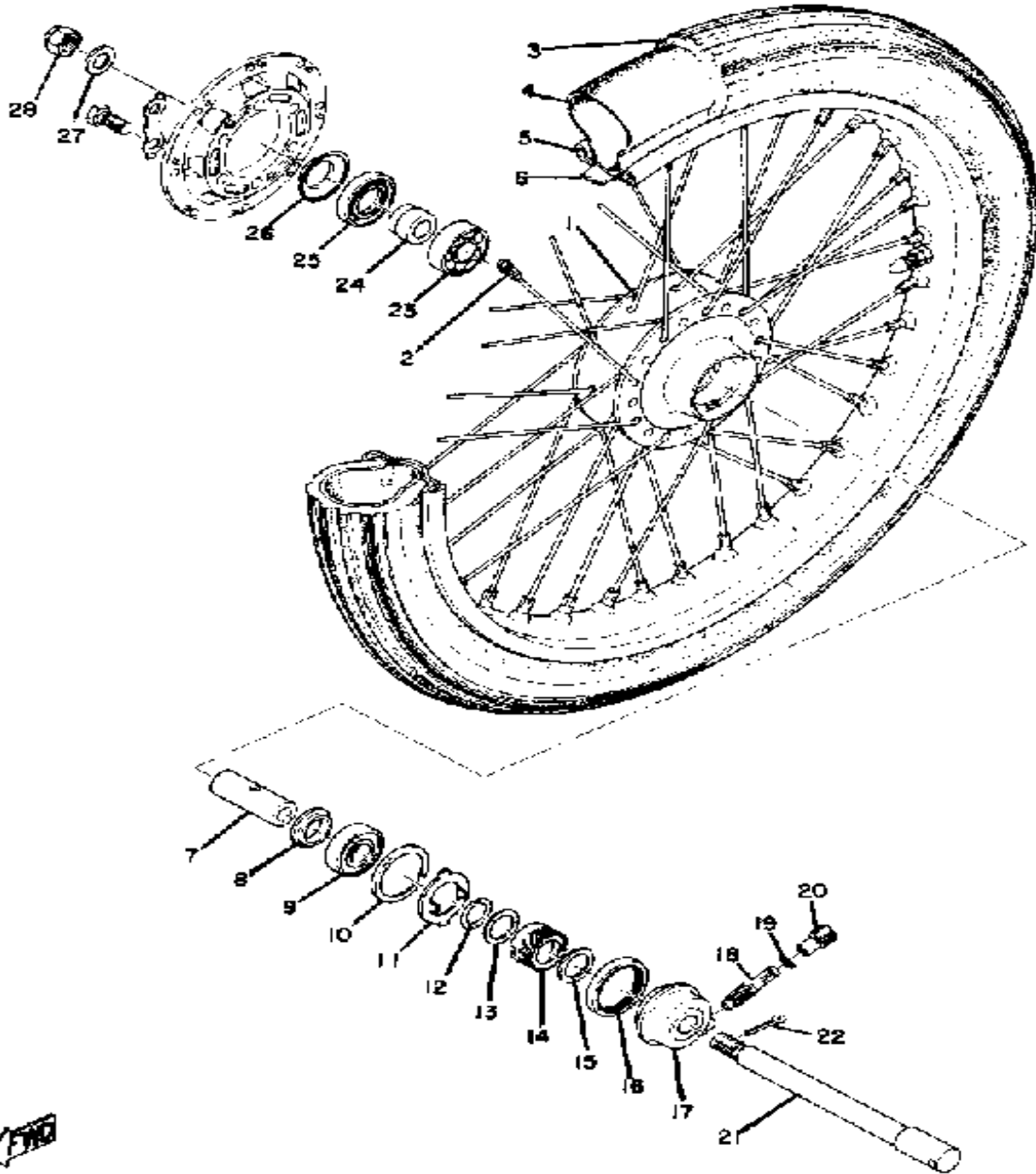


FRONT WHEEL (RD250B)

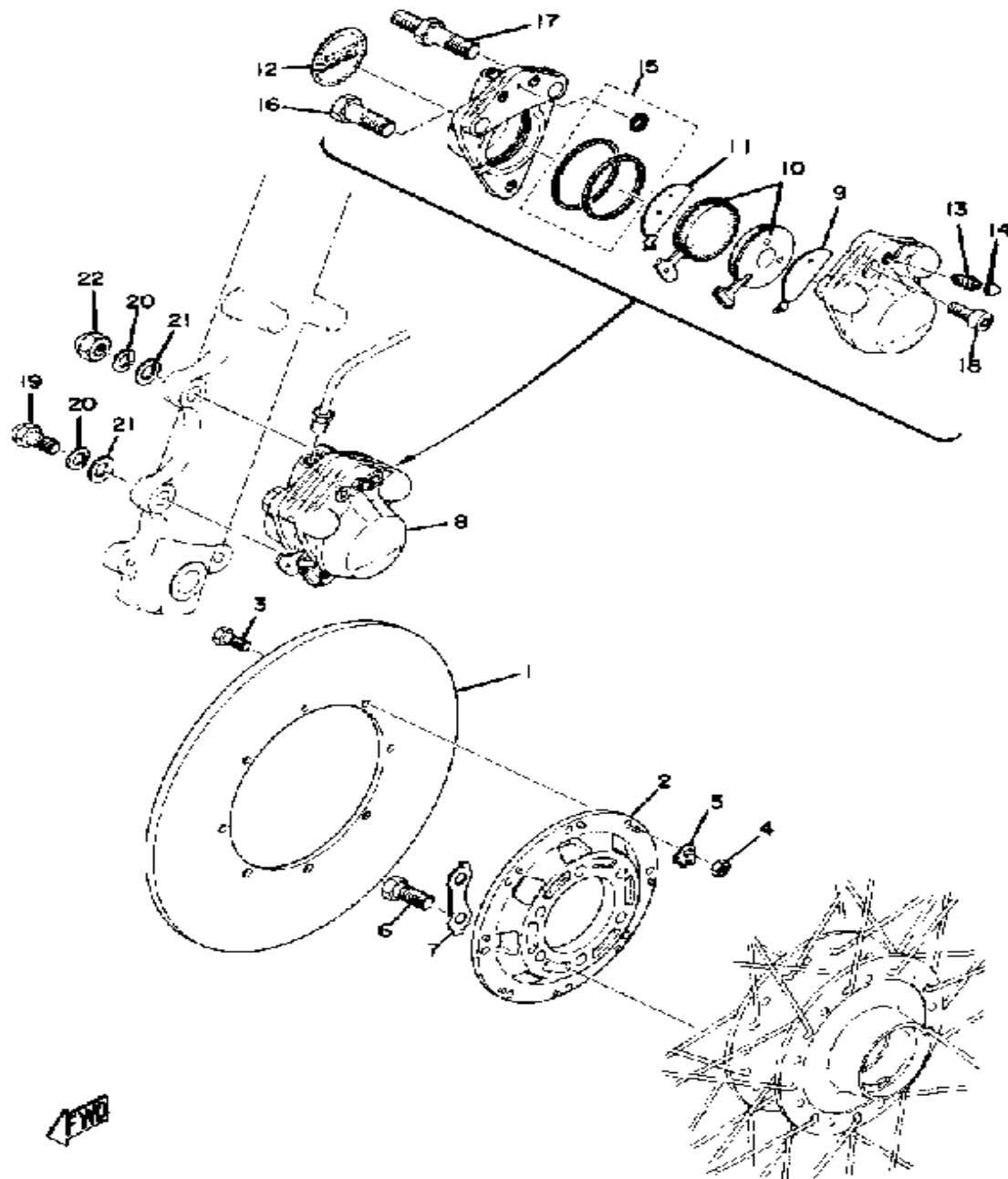
Ref. No.	Part Number	Description	Qty	Remarks
1	(351-25111-00-00)	HUB, FRONT	1	
2	(351-25196-90-00)	SPOKE SET, INNER 1	1	
	(351-25197-90-00)	SPOKE SET, OUTER 1	1	
	351-25104-00-00	SPOKE SET, FRONT	1	
3	(94130-18363-00)	YOKO 300S18 Y9 6	1	
4	94230-18084-00	TUBE	1	
5	(94416-18068-00)	RIM 1.60X 8	1	
6	94325-18043-00	BAND, RIM	1	
7	90560-17125-00	SPACER	1	
8	146-25315-00-00	FLANGE, SPACER	1	
9	93306-30309-00	BEARING	1	
10	341-25846-00-00	RETAINER, CLUTCH	1	
11	341-25149-00-00	CLUTCH, METER	1	
12	341-25137-00-00	RING, STOP	1	
13	90201-25286-00	WASHER, PLATE (341-25147-00)	1	
14	(351-25135-00-00)	GEAR, DRIVE	1	
15	90201-25490-00	WASHER, PLATE	1	
16	93105-45017-00	OIL SEAL	1	
17	341-25190-01-00	GEAR UNIT ASSEMBLY	1	
18	351-25138-00-00	GEAR, METER	1	
19	102-18416-00-00	SHIM, ROD	1	
20	306-25136-00-00	BUSH	1	
21	351-25181-10-00	AXLE, WHEEL	1	
22	91401-30030-00	PIN, COTTER	1	
23	93306-30302-00	BEARING	1	
24	90387-17433-00	COLLAR	1	
25	93102-28022-00	OIL SEAL	1	
26	341-25118-00-00	COVER, hub dust	1	

CONTINUED ON NEXT FRAME ➤

FRONT WHEEL (RD250B)

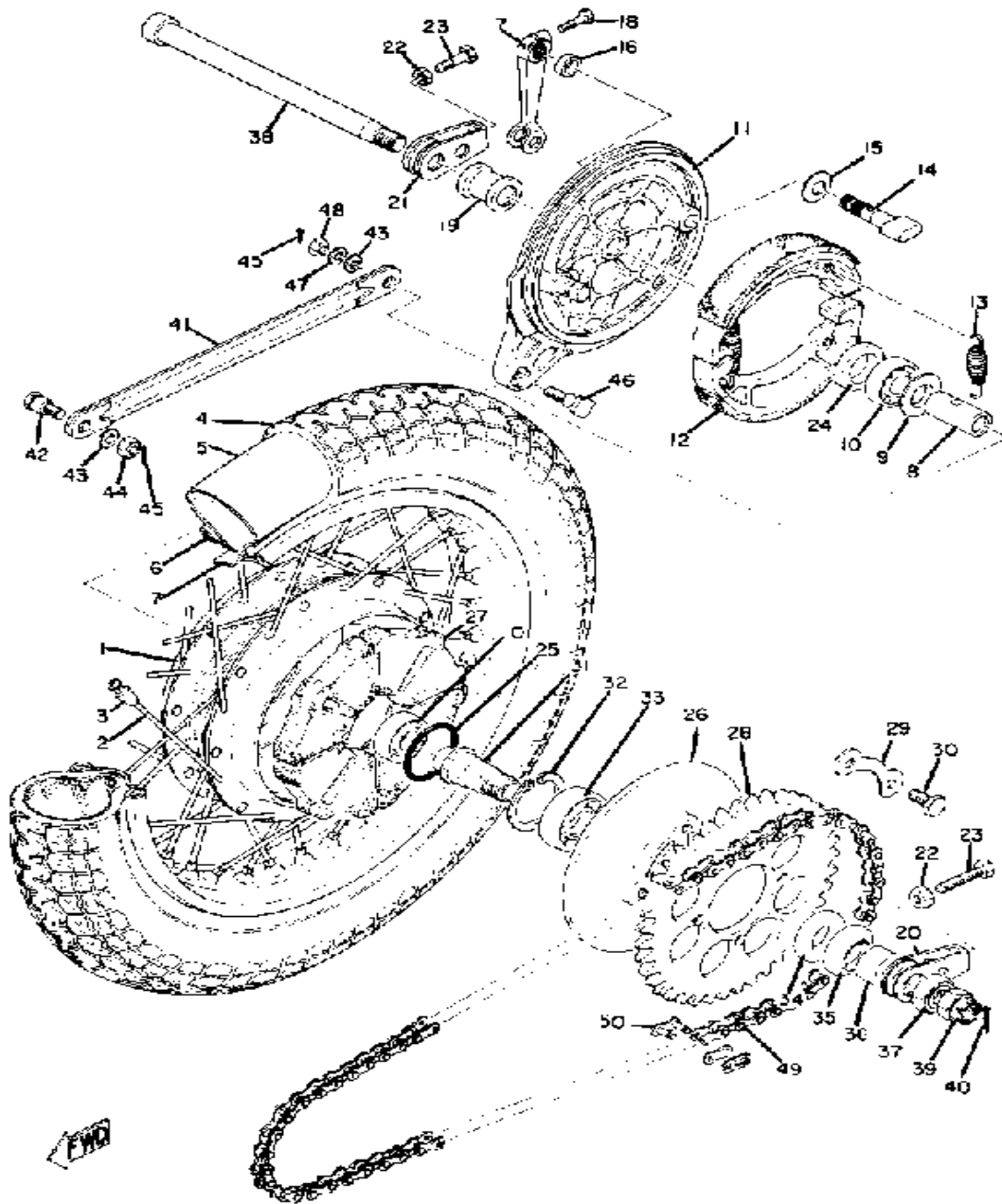


Ref. No.	Part Number	Description	Qty	Remarks
27	92990-14200-00	WASHER, PLAIN	1	
28	90171-14020-00	NUT, CASTLE	1	



DISK BRAKE - CALIPER (RD250B)

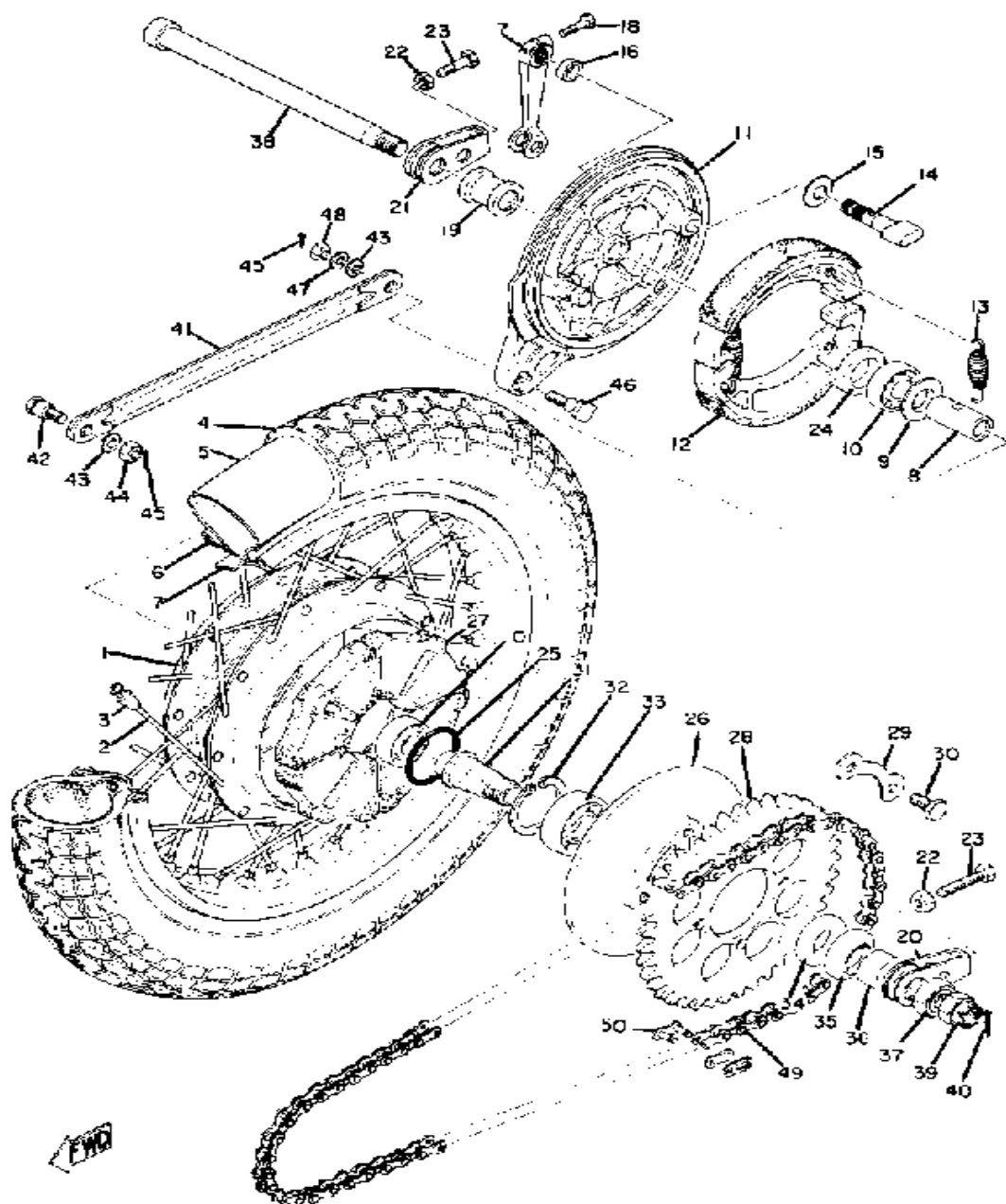
Ref. No.	Part Number	Description	Qty	Remarks
1	(351-25831-01-00)	DISC, BRAKE	1	
2	(351-25832-00-00)	BRACKET, DISC	1	
3	90109-06018-00	BOLT	8	
4	95380-06600-00	NUT	8	
5	90215-06106-00	WASHER, LOCK (306-25834-00)	8	
6	90109-08367-00	BOLT (341-25411-00)	6	
7	341-25412-00-00	WASHER	3	
8	306-25810-0A-00	CALIPER ASSEMBLY (306-25810-09)	1	
9	306-25827-04-00	. SHIM, CALIPER (306-25827-02)	1	
10	1A1-W0045-00-00	. BRAKE PAD KIT, FRNT	2	
11	306-25828-04-00	. SHIM, CALIPER	1	
12	306-25829-00-00	. EMBLEM, CALIPER	1	
13	306-25824-00-00	. SCREW, BLEED	1	
14	306-25825-01-00	. CAP	1	
15	856-W0047-00-00	. CALIPER SEAL KIT (856-20000-50)	1	
16	306-25821-01-00	. BOLT 1	1	
17	306-25822-01-00	. BOLT 2	1	
18	306-25826-01-00	. BOLT 3	2	
19	(90109-10041-00)	BOLT	2	
20	92990-10100-00	LOCKWASHER	2	
21	92990-10200-00	WASHER, PLAIN	2	
22	90176-10013-00	NUT, CROWN	1	
	95303-10800-00	NUT (CROWN) (92803-10700) ..	1	



REAR WHEEL

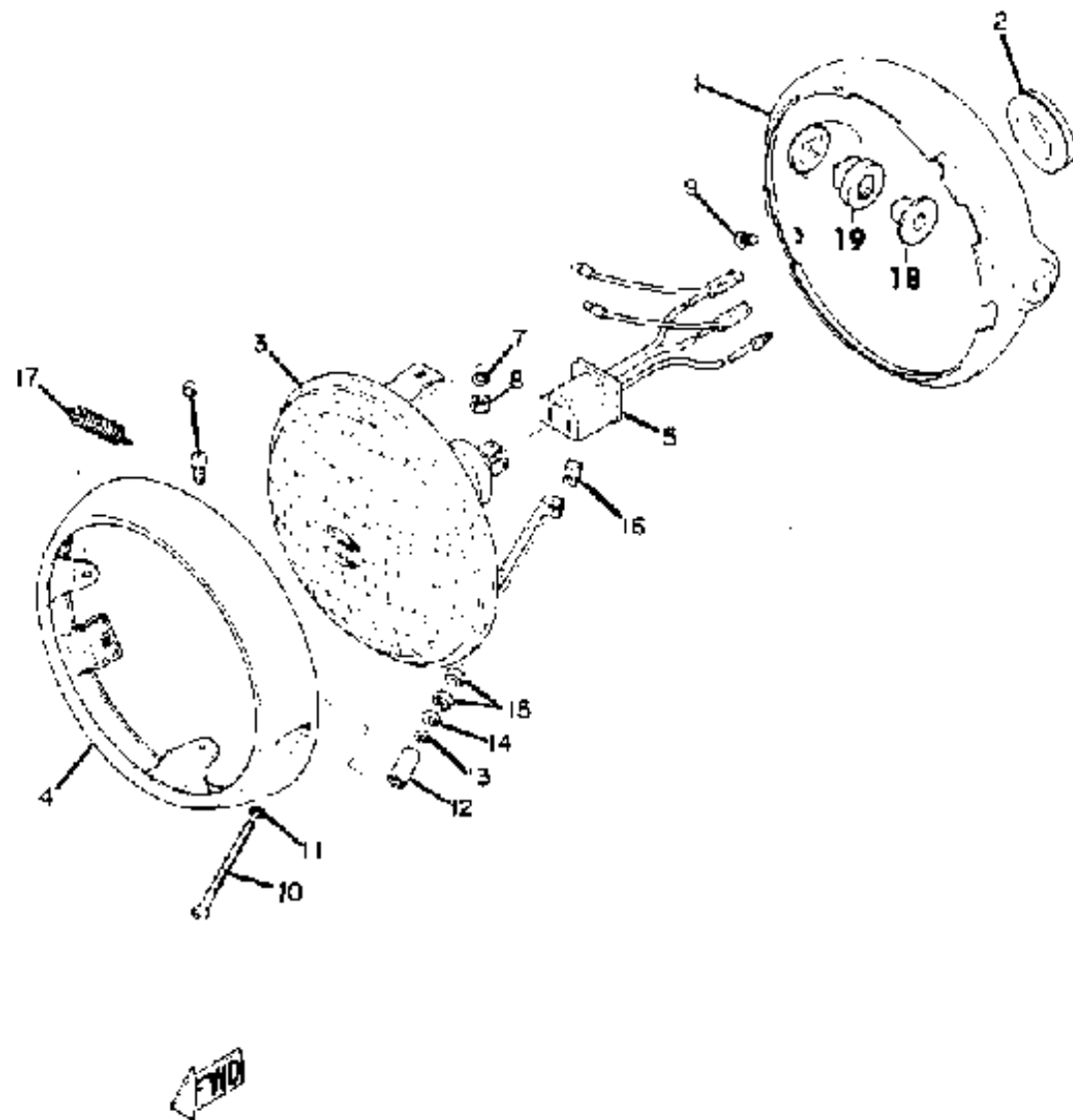
Ref. No.	Part Number	Description	Qty	Remarks
1	(278-25311-00-00)	HUB, REAR	1	
2	(278-25396-90-00)	SPOKE SET, INNER 2	1	
	(278-25397-90-00)	SPOKE SET, OUTER 2	1	
	278-25304-00-00	SPOKE SET, REAR	1	
3	156-25398-00-00	BALANCER, WHEEL	1	
4	(94132-18338-00)	TIRE	1	
5	94230-18084-00	TUBE	1	
6	94418-18026-00	RIM 1.85X 8	1	
7	94325-18043-00	BAND, RIM	1	
8	(90560-17140-00)	SPACER	1	
9	146-25315-00-00	FLANGE, SPACER	1	
10	93306-30309-00	BEARING	2	
11	(360-25026-10-38)	BRAKE SHOE PLT ASSEMBLY	1	
12	4L0-W2536-00-00	BRAKESHOE SET-2PCS	2	
13	90507-20002-00	SPRING, TENSION	2	
14	4L0-25351-00-00	CAMSHAFT	1	
15	148-25353-00-00	SHIM, CAMSHAFT	1	
16	148-25359-00-00	SEAL, CAMSHAFT	1	
17	214-25355-00-00	LEVER, CAMSHAFT	1	
18	97011-06025-00	BOLT (97001-06025)	1	
19	148-25383-00-00	COLLAR, WHEEL	1	
20	(1A1-25389-00-00)	PULLER, CHAIN 2	1	
21	168-25389-00-00	PULLER, CHAIN 2	1	
22	90170-08158-00	NUT	2	
	95303-08700-00	NUT	2	
23	90101-08699-00	BOLT	2	
24	93104-25008-00	OIL SEAL, SO-TYPE	1	
25	93210-55051-00	O-RING (3-54.5)	1	
26	(168-25366-00-00)	CLUTCH, HUB	1	

CONTINUED ON NEXT FRAME ►



REAR WHEEL

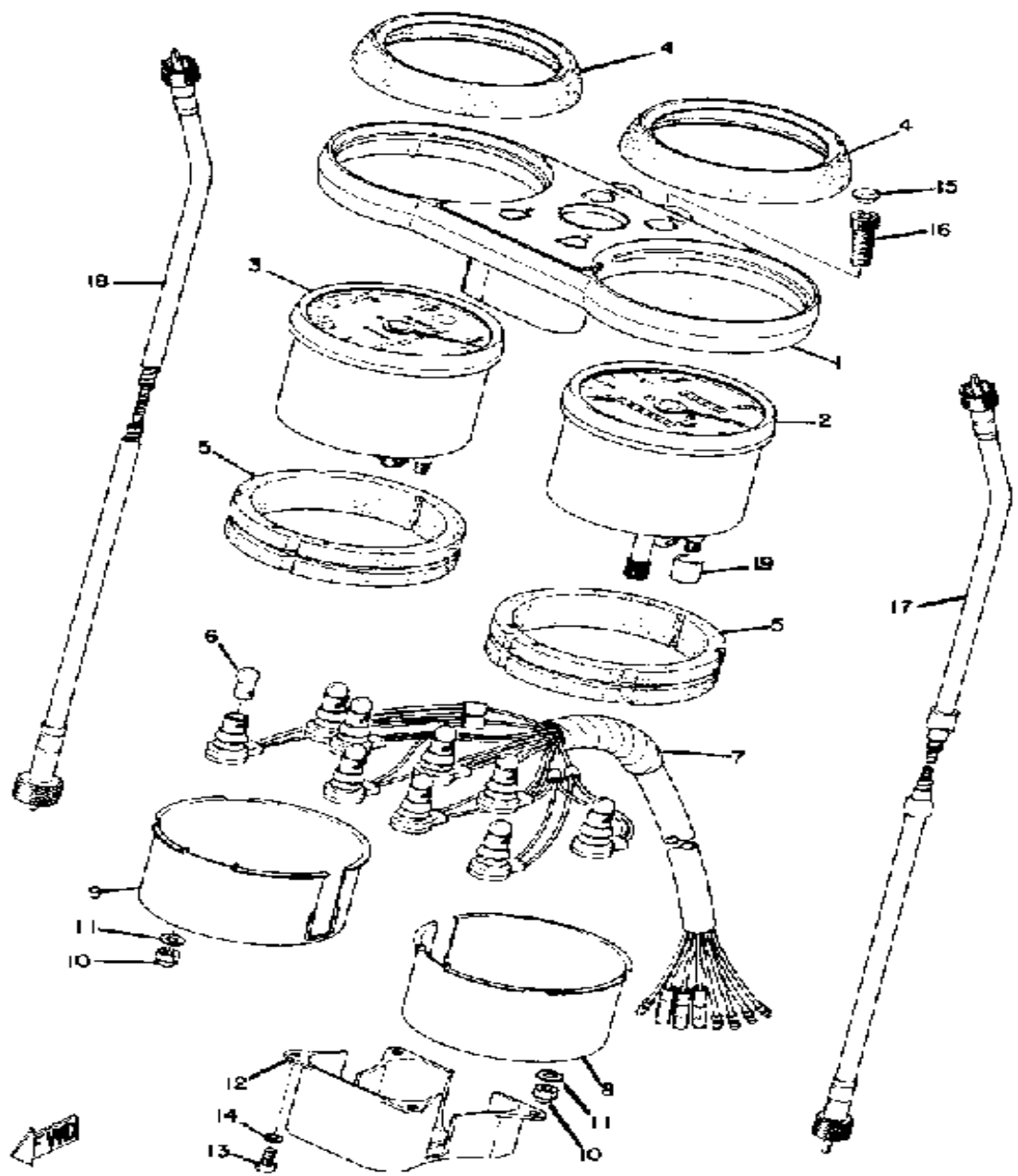
Ref. No.	Part Number	Description	Qty	Remarks
27	278-25364-00-00	DAMPER	4	
28	360-25440-20-00	SPROCKET, DRIVN 40T	1	
29	148-25412-00-00	WASHER	2	
30	90105-10007-00	BOLT, WASHER BASED	4	
31	152-25387-00-00	AXLE, SPROCKET	1	
32	99009-52500-00	CIRCLIP	1	
33	93306-20503-00	BEARING (B6205Z SPECIAL) .	1	
34	93102-32037-00	OIL SEAL, SD-TYPE	1	
35	(168-25367-00-00)	COVER, HUB DUST	1	
36	90387-23441-00	COLLAR	1	
37	90170-22097-00	NUT, HEXAGON	1	
38	150-25381-00-00	AXLE, WHEEL	1	
39	90171-16007-00	NUT, CASTLE (275-25382-00) .	1	
40	91401-30030-00	PIN, COTTER	1	
41	(168-25371-00-00)	BAR, TENSION	1	
42	90109-08375-00	BOLT (168-25373-00)	1	
43	92990-08200-00	WASHER, PLAIN	2	
44	90179-08639-00	NUT, SPEC'L SHAPE (30)	1	
	95333-08600-00	NUT, HEXAGON	1	
45	91490-20020-00	PIN, COTTER	2	
46	90109-08184-00	BOLT (168-25378-00)	1	
47	92990-08100-00	WASHER	1	
48	95303-08700-00	NUT	1	
49	94580-10092-00	50 DS DID 92L (94585-30092) .	1	
50	94685-30011-00	. JOINT CHAIN	1	



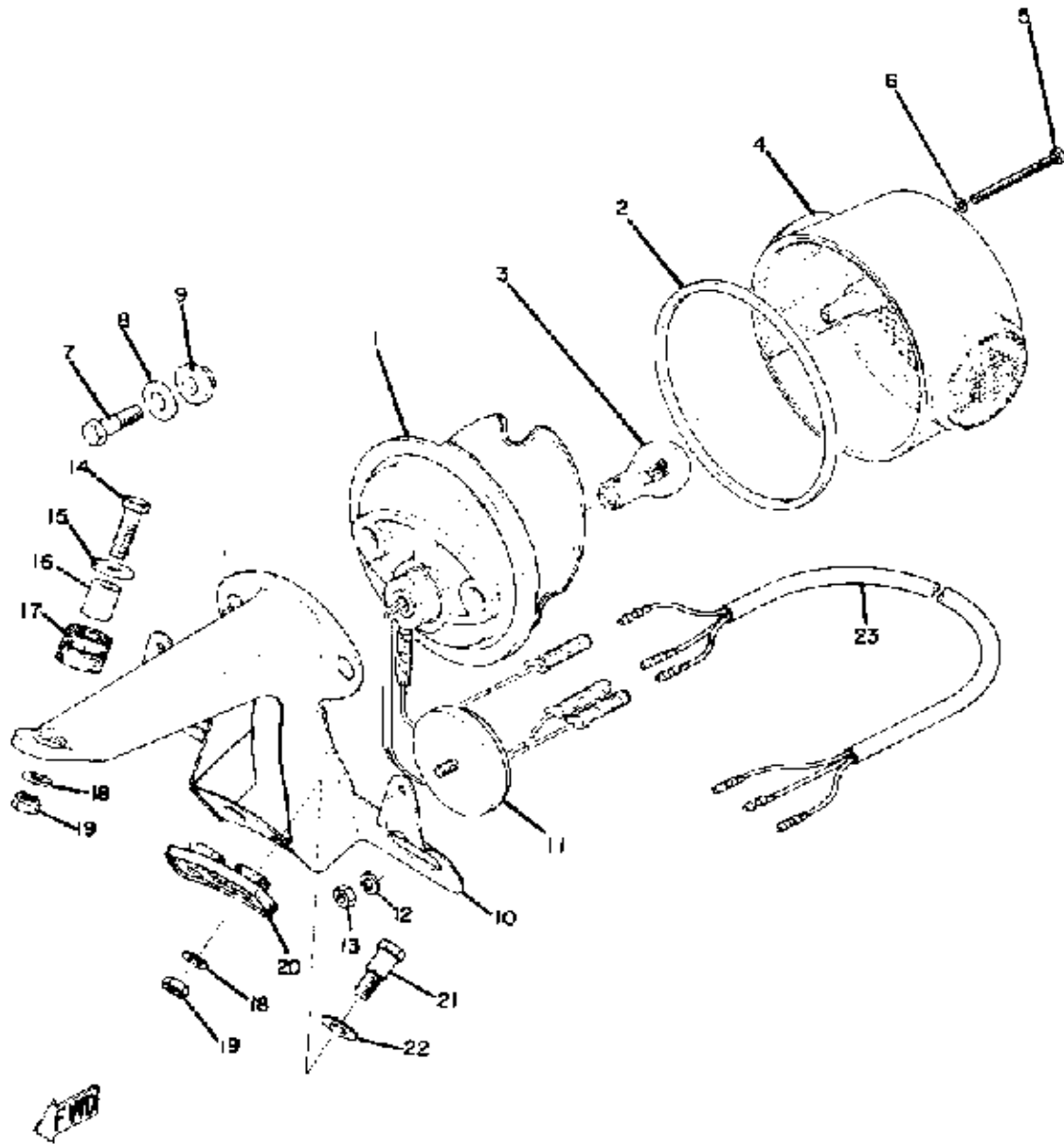
HEAD LAMP

Ref. No.	Part Number	Description	Qty	Remarks
1	(360-84330-61-36)	BODY ASSEMBLY	1	CLEAN WHITE
	(360-84330-61-F2)	BODY ASSEMBLY 0 1	120	BUTTERFLY BLUE
	(360-84330-61-N3)	BODY ASSEMBLY	1	AMBER BROWN
2	214-84153-60-00	. GROMMET, WIREHERNESS .	1	
3	246-84320-60-00	. LENS ASSEMBLY	1	
4	235-84315-60-00	. RIM, HEADLIGHT	1	
5	246-84312-60-00	. SOCKET	1	
6	98580-05012-00	. SCREW, PAN HEAD	2	
7	92990-05100-00	. WASHER, SPRING	2	
8	95380-05600-00	. NUT	2	
9	90152-05005-00	. SCREW, COUNTERSUNK ...	1	
10	90157-04001-00	. SCREW, PAN HEAD	1	
11	233-84127-60-00	. WASHER, SPECIAL	1	
12	233-84133-60-00	. COLLAR, SCREW	1	
13	92990-04200-00	. WASHER, PLAIN	1	
14	168-84328-60-00	. SPACER	1	
15	95301-04600-00	. NUT	2	
16	198-84334-60-00	. NUT, ADJUSTING	1	
17	(132-84335-60-00)	SPRING	1	
18	214-84145-60-00	COLLAR, BODY FTNG	1	M6-028
19	256-84345-60-00	DAMPER, HEADLIGHT	1	M6-028

SPEEDOMETER - TACHOMETER

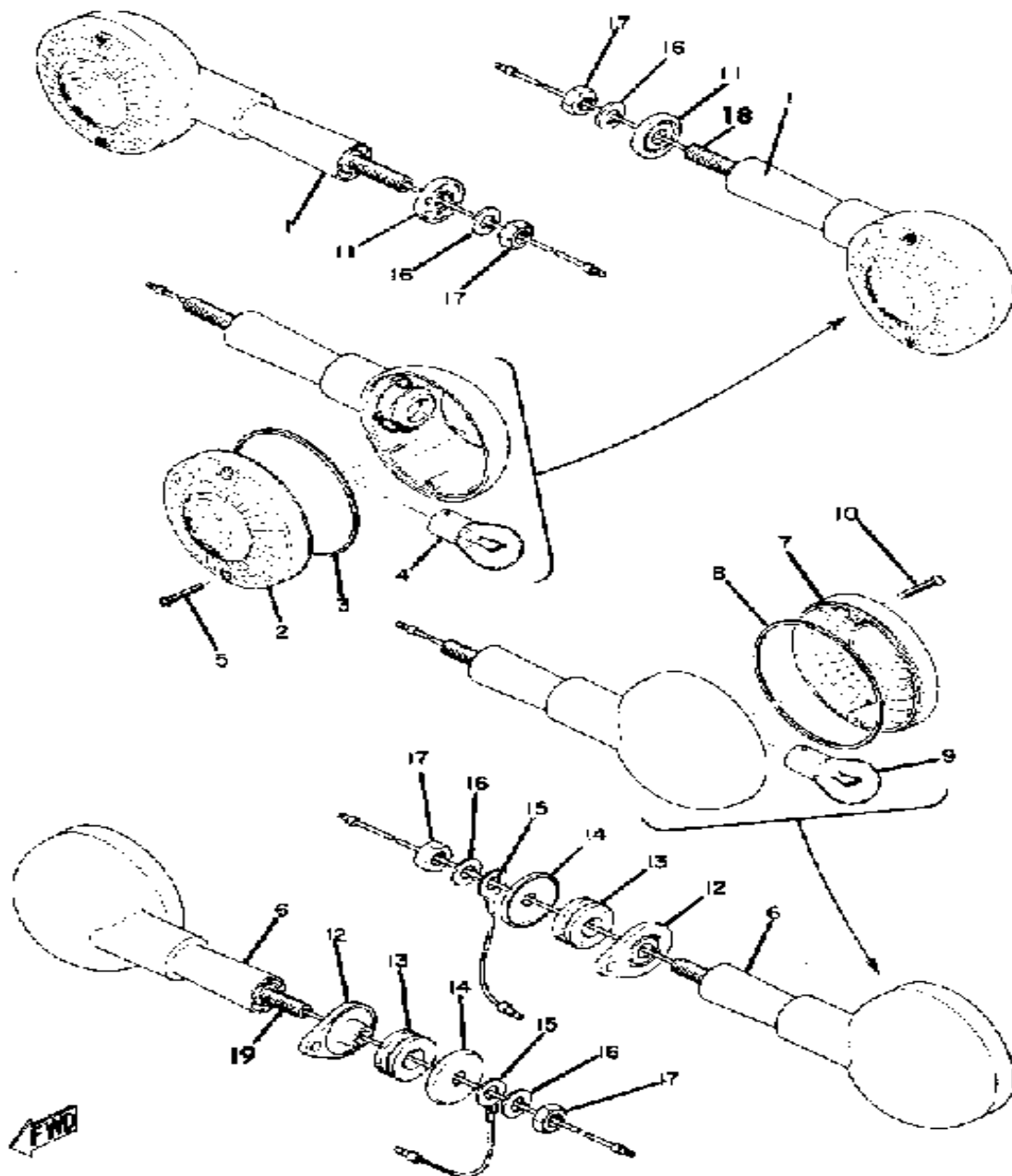


Ref. No.	Part Number	Description	Qty	Remarks
1	360-83519-41-98	BRACKET, METER	1	ROSTING BLK
2	(360-83570-43-00)	SPEEDOMETER ASSEMBLY ..	1	
	(99999-00901-00)	SPEEDOMETER ASSEMBLY ..	1	
3	(360-83540-07-00)	TACHOMETER ASSEMBLY ...	1	
	360-83540-03-00	TACHOMETER ASSEMBLY ...	1	
4	360-83513-00-00	DAMPER	2	
5	360-83523-00-00	DAMPER	2	
6	123-83516-21-00	BULB (12V-3.4W)	9	
7	360-83509-40-00	SOCKET CORD ASSEMBLY ..	1	
8	360-83507-00-00	COVER, SPEEDOMETER	1	
9	360-83508-01-00	COVER, TACHOMETER	1	
10	95303-05800-00	NUT (CROWN)	4	
11	92990-05200-00	WASHER, PLAIN	4	
12	360-83547-00-00	COVER, SOCKET	1	
13	98580-04008-00	SCREW, PAN HEAD	4	
14	92901-04100-00	WASHER, SPRING	4	
15	341-23469-00-00	CAP, BOLT	2	
16	91316-08025-00	BOLT, SOCKET HEAD	2	
17	2A6-83550-01-00	SPEEDOMETER CABLE (361-83550-00)	1	
	55K-83550-01-00	SPEEDOMETER CABLE (351-83550-00)	1	
18	360-83560-01-00	TACHOMETER CABLE (360-83560-00)	1	
19	UNA-VAILA-BL-EI	0 0		



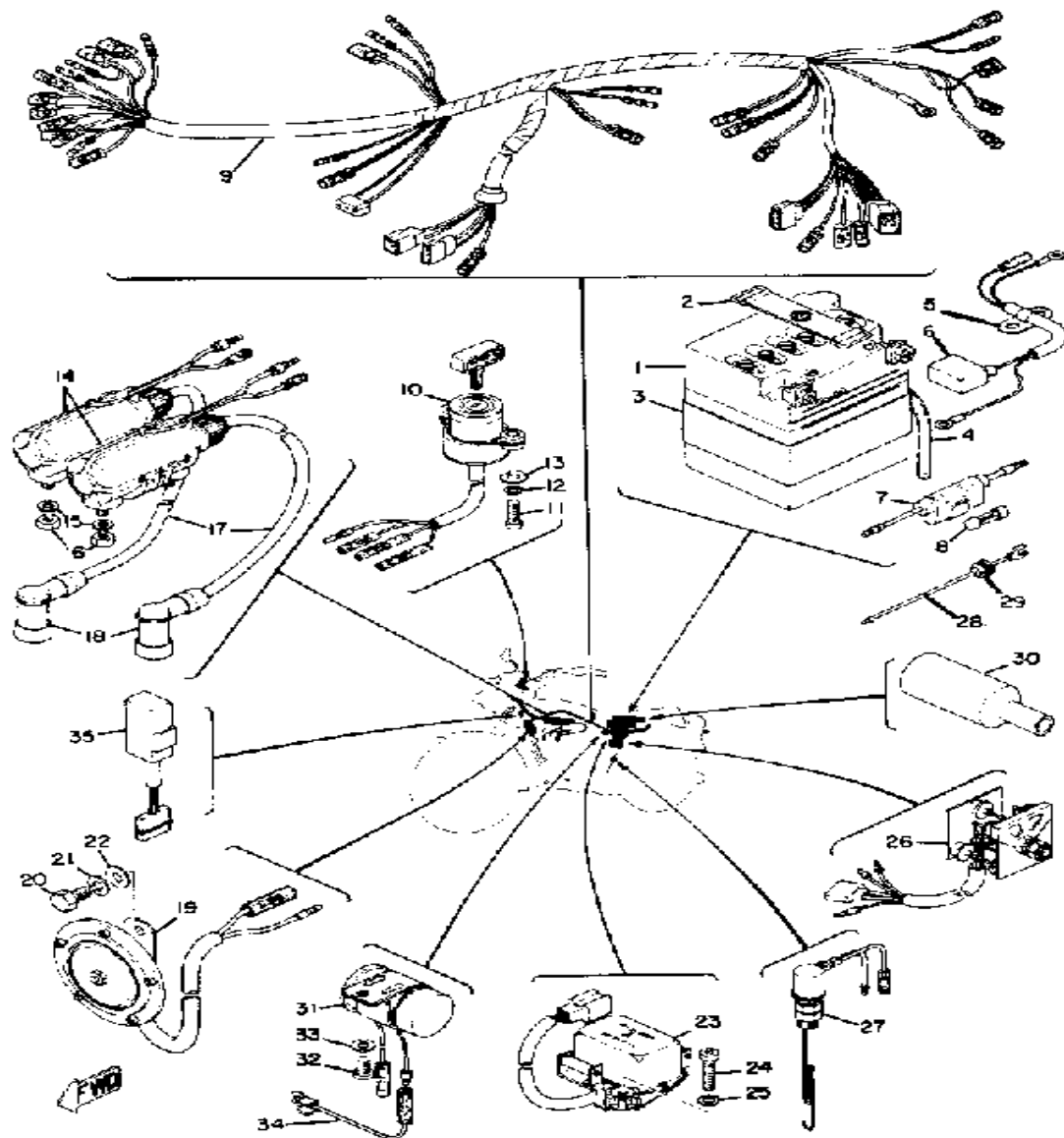
TAIL LAMP

Ref. No.	Part Number	Description	Qty	Remarks
1	(306-84711-61-00)	BASE, TAILLIGHT	1	
2	275-84523-60-00	. GASKET, LENS	1	
3	256-84714-61-00	. BULB (12V-27/8W)	1	
4	341-84721-60-00	. LENS, TAILLIGHT	1	
5	98580-04055-00	. SCREW, LENS FITTING	3	
6	341-84722-60-00	. WASHER	3	
7	(479-84526-00-00)	SCREW	2	
8	2H7-84754-00-00	WASHER, SPECIAL	2	
9	275-84527-60-00	DAMPER	2	
10	341-84751-61-93	BRACKET, LICENSE	1	
11	449-85131-02-00	REFLECTOR, REAR 1	2	
12	92990-05100-00	WASHER, SPRING	2	
13	95380-05600-00	NUT	2	
14	97011-06025-00	BOLT (97001-06025)	1	
15	90209-06095-00	WASHER, SPEC'L SHAP (102-28323-00)	1	
16	90387-07390-00	COLLAR	1	
17	90480-14023-00	GROMMET	1	
18	92995-06100-00	WASHER, SPRING	3	
19	95380-06600-00	NUT	3	
20	214-84553-01-00	DAMPER	1	
21	90109-06017-00	BOLT	2	
22	92990-08200-00	WASHER, PLAIN	2	
23	251-84517-60-00	CORD, TAILLIGHT	1	
-1	(341-84710-61-00)	TAILLIGHT UNIT ASSEMBLY ..	1	



FLASHER LAMP

Ref. No.	Part Number	Description	Qty	Remarks
1	4G5-83310-90-00	FRONT FLASHER ASSEMBLY .	2	
2	341-83312-70-00	. LENS, FLASHER	2	AMBER
3	3Y6-83313-00-00	. GASKET, FLSHR LENS	2	
4	256-83311-70-XX	. BULB, TS 12V27W	2	
5	341-83333-70-00	. SCREW, LENS FITTING	4	
6	360-83330-71-93	R FLSHR LITE ASSEMBLY . . .	2	
7	341-83332-70-00	. LENS, FLASHER	2	RED
8	3Y6-83313-00-00	. GASKET, FLSHR LENS	2	
9	256-83311-70-XX	. BULB, TS 12V27W	2	
10	341-83333-70-00	. SCREW, LENS FITTING	4	
11	360-83316-00-00	COLLAR, FLASHER 1	2	
12	360-83326-00-00	COLLAR, FLASHER 2	2	
13	90480-18128-00	GROMMET	2	
14	90209-08098-00	WASHER, SPEC'L SHAP	2	
15	256-83336-01-00	CORD	2	
16	92990-08100-00	WASHER	4	
17	95333-08600-00	NUT, HEXAGON	4	
18	341-83367-09-00	BOLT, STUD	2	
19	360-83367-09-00	BOLT, STUD	2	



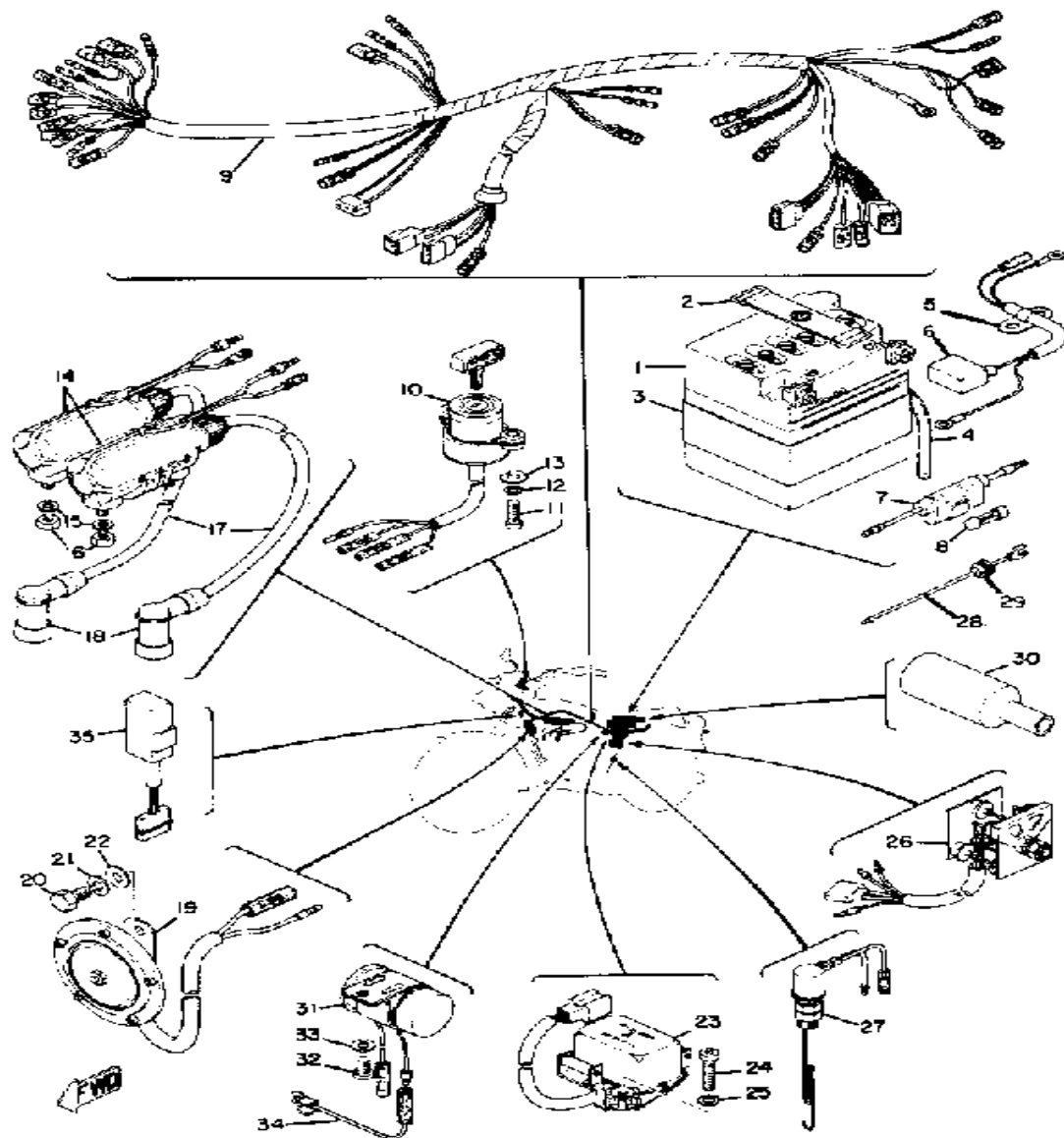
RD250B

ELECTRICAL - Charging System (mtr) (Type)	Mitsubishi	AC Generator	AZ2010N1
No Load Voltage Adj. (AC & DC generators)	14.0 ~ 15.0V @ 2000rpm		
Max. Generator (Vagner) Output	14V12A		
Field Coil (and/or) Charging Coil Resistance	Rotor: 4.3Ω ± 10%	Stator(each): 0.32Ω ± 10%	
Battery (mfr) (model) (rating)	FB or YUASA	12N5.5A 3B	12V5.5AH
Headlight/Tailight Ratings	12V35W/25W	12V8W/27W	
Ign. Coil Min. Spark Gap/Pri. Res./Sec. Res.	6mm	4.3Ω	11.0KΩ
Condenser Capacity	0.22 μd		
Point Gap /Spark Plug (type/gap)	0.3 ~ 0.4mm (.012 ~ .016")	NGK 8-8HS/0.6 ~ 0.7mm	
Timing (advanced) (retarded)	2.0 ± 0.15mm 8° DC/°		

ELECTRICAL

Ref. No.	Part Number	Description	Qty	Remarks
1	BTY-12N55-A3-B0	YUASA 12N5.5A-3B	1	
2	122-82131-00-00	BAND, BATTERY	1	M4-004
3	1UA-82124-00-00	BAND, BATTERY	1	
4	90445-08047-00	HOSE (168-82112-00)	1	
5	(360-82117-00-00)	WIRE, LEAD 0 1	520	3390
	(360-82117-01-00)	WIRE, LEAD 0 0	1	3915
6	(360-82119-00-00)	COVER, LEAD WIRE	1	
7	2UJ-82150-01-00	FUSE HOLDER ASSEMBLY (2UJ-82150-00-00)	1	
8	1A0-82161-00-00	. FUSE (20A) (148-82151-00-00)	2	
9	360-82590-43-00	WIRE HARNESS ASSEMBLY ..	1	
10	360-82508-09-00	MAIN SWITCH ASSEMBLY ...	1	
11	98580-05020-00	. SCREW, PAN HEAD	2	
12	92990-05100-00	WASHER, SPRING	2	
13	(90209-05116-00)	WASHER, SPEC'L SHAP	2	
14	254-82310-60-00	IGNITION COIL ASSEMBLY ...	2	
15	92995-06100-00	WASHER, SPRING	4	
16	95380-06600-00	NUT	4	
17	278-82341-00-00	CORD, HIGH TENS 1	2	
18	56J-82370-00-00	PLUG CAP ASSEMBLY	2	
19	4V8-83371-30-00	HORN	1	
20	97313-08018-00	BOLT, HEXAGON (97301-08016)	1	
21	92990-08100-00	WASHER	1	
22	92990-08200-00	WASHER, PLAIN	1	
23	278-81910-22-00	VOLTAGE REG ASSEMBLY ..	1	
24	98580-06030-00	SCREW PAN HEAD	2	
25	92995-06100-00	WASHER, SPRING	2	
26	278-81970-21-00	RECTIFIER ASSEMBLY	1	
27	278-82530-09-00	STOP SWITCH ASSEMBLY ...	1	

CONTINUED ON NEXT FRAME ►



RD250B

ELECTRICAL — Charging System (mtr) (Type)	Mitsubishi	AC Generator	AZ2010N1
No Load Voltage Adj. (AC & DC generators)	14.0 ~ 15.0V @ 2000rpm		
Max. Generator (Vagner) Output	14V12A		
Field Coil (and/or) Charging Coil Resistance	Rotor: 4.3Ω ± 10%	Stator(each): 0.32Ω ± 10%	
Battery (mfr) (model) (rating)	FB or YUASA	12N5.5A 3B	12V5.5AH
Headlight/Taillight Ratings	12V35W/25W	12V8W/27W	
Ign. Coil Min. Spark Gap/Pri. Res./Sec. Res.	6mm	4.3Ω	11.0KΩ
Condenser Capacity	0.22 μd		
Point Gap /Spark Plug (type/gap)	0.3 ~ 0.4mm (.012 ~ .016")	NGK 8-8HS/0.6 ~ 0.7mm	
Timing (advanced) (retarded)	2.0 ± 0.15mm 8° DC/°		

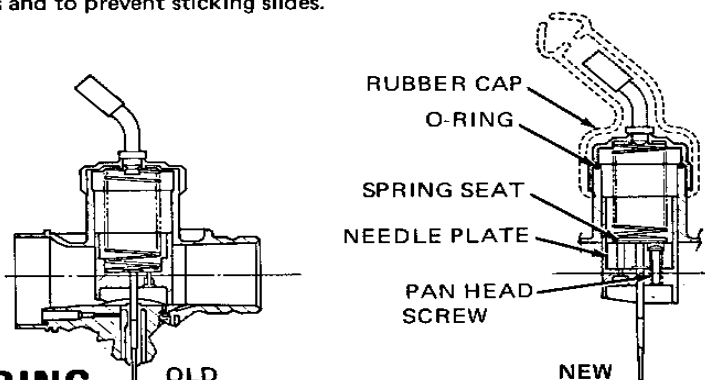
ELECTRICAL

Ref. No.	Part Number	Description	Qty	Remarks
28	(164-82541-00-00)	WIRE, LEAD	1	
29	90480-01148-00	GROMMET	1	
30	(256-82599-00-00)	COVER, CONNECTER	1	
31	278-83550-71-00	UNAVAILABLE IN PRICE BOOK	1	
32	98580-06012-00	SCREW, PAN HEAD	1	
33	92995-06100-00	WASHER, SPRING	1	
34	(214-83354-00-00)	WIRE, EARTH LEAD 1	1	
35	(360-84708-00-00)	CHECKER, LIGHT	1	
	(371-84708-00-00)	CHECKER, LIGHT	1	
1-1	(104-82111-20-00)	CAP, BATTERY	6	

RD250A/350A MOTORCYCLE
M4-061

CARBURETOR MODIFICATION

The following modifications have been devised by the factory to improve the waterproof qualities of the carburetors and to prevent sticking slides.



PARTS ORDERING

NEW PART NO.	DESCRIPTION	PRICE	REMARKS
RD250A			
361-14101-02-00	CARBURETOR ASSY. (L)	\$36.10-A	New I.D. Mark 36102
361-14102-02-00	CARBURETOR ASSY. (R)	36.10-A	
RD350A			
360-14101-02-00	CARBURETOR ASSY. (L)	36.10-A	New I.D. Mark 36002
360-14102-02-00	CARBURETOR ASSY. (R)	36.10-A	
RD250A/350A			
361-14112-25-00	THROTTLE VALVE (L)	7.70-A	Addition Addition Addition Addition
361-14113-25-00	THROTTLE VALVE (R)	7.70-A	
401-14936-00-00	SEAT, spring	.48-A	
361-14946-00-00	PLATE, needle set	.94-A	
97602-03120-00	PANHEAD SCREW	.16-A	
92902-03100-00	WASHER, spring	.04-A	
360-14158-00-33	TOP, mixing chamber	2.36-A	
361-14147-00-00	O-RING	.36-A	
360-26329-01-00	CAP, rubber	1.40-A	

AFFECTED MACHINES

Factory installation begins with:

RD250A	E/N 206520
RD350A	E/N 213364

SALE OF PARTS

Carburetor assemblies are available now.

PLEASE BRING YOUR PARTS LIST UP-TO-DATE!

† † † †

©YAMAHA INTERNATIONAL CORPORATION, BUENA PARK, CALIFORNIA 7/21/74 Page 1 of 1

RD250B MOTORCYCLE
M4-078

1975 SERVICE DATA

MODEL -- IBM I.D. NUMBER	RD250B	361
Starting Engine and Frame Number	352-300101	
Basic Color (fuel tank)	Clean White	
Net Weight	309 lbs.	
ENGINE (type, induction system)	2-stroke, 7-port, Twin, Reed Valve, Air-cooled	
Bore x Stroke x Cylinder	54 x 54mm x 2	247cc (15.07 CID)
Compression Ratio	6.7:1	
Piston Skirt Clearance (new/max.)	.035 ~ .040mm (.0014 ~ .0016")/0.1mm (.004")	
Ring End Gap (top/2nd/3rd)	0.2 ~ 0.4mm (.008 ~ .016")/Same/φ	
Ring Groove Clearance (top/2nd/3rd)	.03 ~ .08mm (.0012 ~ .0032")/Same/φ	
Valve Clearance (eng. cold) Intake/Exhaust	φ	
AUTOLUBE -- Minimum Pump Stroke/Color Code	0.20 ~ 0.25mm (.008 ~ .010")	Green
CARBURETOR (mfr) (type) (I.D. number)	Mikuni VM28SC	36102
Main Jet	No. 120	
Needle Jet	0-8	
Jet Needle/Clip Position	514-3	
Cut Away	2.5	
Pilot Jet	No. 30	
Air Jet	0.5	
Starter Jet	No. 70	
Air Screw (turns out)	1 1/4	
Float Level	15.0 ± 1.0mm	
Air Filter (type x quantity)	Dry Paper x 1	
DRIVE -- Primary (type) (teeth) (ratio)	Helical Gear	68/21 3.238
Secondary (type) (teeth) (ratio)	DD530DS, 91L	40/15 2.667
Transmission Ratios 1st (teeth) (ratio) (O.A.)	36/14	2.571 22.202
2nd	32/18	1.777 15.345
3rd	29/22	1.318 11.381
4th	26/25	1.040 8.981
5th	24/27	0.888 7.677
6th	22/28	0.785 6.779
CAPACITIES -- Transmission	1500cc (51 oz.) SAE 10W30 Oil (Yamalube 4-cycle)	
Oil Tank or Engine Sump	2.1 qts. Yamalube 2-cycle	
Fuel Tank	3.2 gals. Unleaded or Low Lead (Regular)	
Front Forks	140cc (4.7 oz.) 10, 20 or 30 wt. Fork Oil*	
Rear Shocks	φ	
Tires (size/nominal pressure)	Front: 3.00-18/23psi Rear: 3.21-18/28psi	
ELECTRICAL -- Charging System (mfr) (type)	Mitsubishi AC Generator	AZ2010N1
No Load Voltage Adj. (AC & DC generators)	14.0 ~ 15.0V @ 2000rpm	
Max. Generator (Magnet) Output	14V12A	
Field Coil (and/or) Charging Coil Resistance	Rotor: 4.3Ω ± 10% Stator(each): 0.32Ω ± 10%	
Battery (mfr) (model) (rating)	FB or YUASA 12N5.5A-3B	12V5.5AH
Headlight/Tailight Ratings	12V35W/25W 12V8W/27W	
Ign. Coil Min. Spark Gap/Pri. Res./Sec. Res.	6mm 4.0Ω 11.0KΩ	
Condenser Capacity	0.22 μf	
Point Gap /Spark Plug (type/gap)	0.3 ~ 0.4mm (.012 ~ .015")/NGK B-8HS/0.6 ~ 0.7mm	
Timing (advanced) (retarded)	2.0 ± 0.15mm BTDC/φ	

N/A = Information Not Available

*Available from Yamaha Parts Distributors, Inc.

φ = Does Not Apply to This Model

©YAMAHA INTERNATIONAL CORPORATION, BUENA PARK, CALIFORNIA 8/10/74 Page 1 of 1

E-Z I

RD250B

MOTORCYCLE
M4-078

1975 SERVICE DATA

MODEL — IBM I.D. NUMBER	RD250B	361
Starting Engine and Frame Number	352-300101	
Basic Color (fuel tank)	Clean White	
Net Weight	309 lbs.	
ENGINE (type, induction system)	2-stroke, 7-port, Twin, Reed Valve, Air-cooled	
Bore x Stroke x Cylinder	Displacement	54 x 54mm x 2 247cc (15.07 CID)
Compression Ratio	6.7:1	
Piston Skirt Clearance (new/max.)	.035 ~ .040mm (.0014 ~ .0016")/0.1mm (.004")	
Ring End Gap (top/2nd/3rd)	0.2 ~ 0.4mm (.008 ~ .016")/Same/ ϕ	
Ring Groove Clearance (top/2nd/3rd)	.03 ~ .08mm (.0012 ~ .0032")/Same/ ϕ	
Valve Clearance (eng. cold) Intake/Exhaust	ϕ	
AUTOLUBE — Minimum Pump Stroke/Color Code	0.20 ~ 0.25mm (.008 ~ .010")	Green
CARBURETOR (mfr) (type) (I.D. number)	Mikuni VM28SC	36102
Main Jet	No. 120	
Needle Jet	0-8	
Jet Needle/Clip Position	514-3	
Cut Away	2.5	
Pilot Jet	No. 30	
Air Jet	0.5	
Starter Jet	No. 70	
Air Screw (turns out)	1 1/4	
Float Level	15.0 \pm 1.0mm	
Air Filter (type x quantity)	Dry Paper x 1	
DRIVE — Primary (type) (teeth) (ratio)	Helical Gear	68/21 3.238
Secondary (type) (teeth) (ratio)	D/D530DS, 91L	40/15 2.667
Transmission Ratios 1st (teeth) (ratio) (O.A.)	36/14	2.571 22.202
2nd	32/18	1.777 15.345
3rd	29/22	1.318 11.381
4th	26/25	1.040 8.981
5th	24/27	0.888 7.677
6th	22/28	0.785 6.779
CAPACITIES — Transmission	1500cc (51 oz.) SAE 10W30 Oil (Yamalube 4-cycle)	
Oil Tank or Engine Sump	2.1 qts. Yamalube 2-cycle	
Fuel Tank	3.2 gals. Unleaded or Low Lead (Regular)	
Front Forks	140cc (4.7 oz.) 10, 20 or 30 wt. Fork Oil*	
Rear Shocks	ϕ	
Tires (size/nominal pressure)	Front: 3.00-18/23psi Rear: 3.21-18/28psi	
ELECTRICAL — Charging System (mfr) (type)	Mitsubishi AC Generator	AZ2010N1
No Load Voltage Adj. (AC & DC generators)	14.0 ~ 15.0V @ 2000rpm	
Max. Generator (Magnet) Output	14V12A	
Field Coil (and/or) Charging Coil Resistance	Rotor: 4.3 Ω \pm 10% Stator(each): 0.32 Ω \pm 10%	
Battery (mfr) (model) (rating)	FB or YUASA 12N5.5A-3B 12V5.5AH	
Headlight/Taillight Ratings	12V35W/25W 12V8W/27W	
Ign. Coil Min. Spark Gap/Pri. Res./Sec. Res.	6mm 4.0 Ω 11.0K Ω	
Condenser Capacity	0.22 μ f	
Point Gap /Spark Plug (type/gap)	0.3 ~ 0.4mm (.012 ~ .015")/NGK B-8HS/0.6 ~ 0.7mm	
Timing (advanced) (retarded)	2.0 \pm 0.15mm BTDC/ ϕ	

N/A = Information Not Available

*Available from Yamaha Parts Distributors, Inc.

 ϕ = Does Not Apply to This Model