

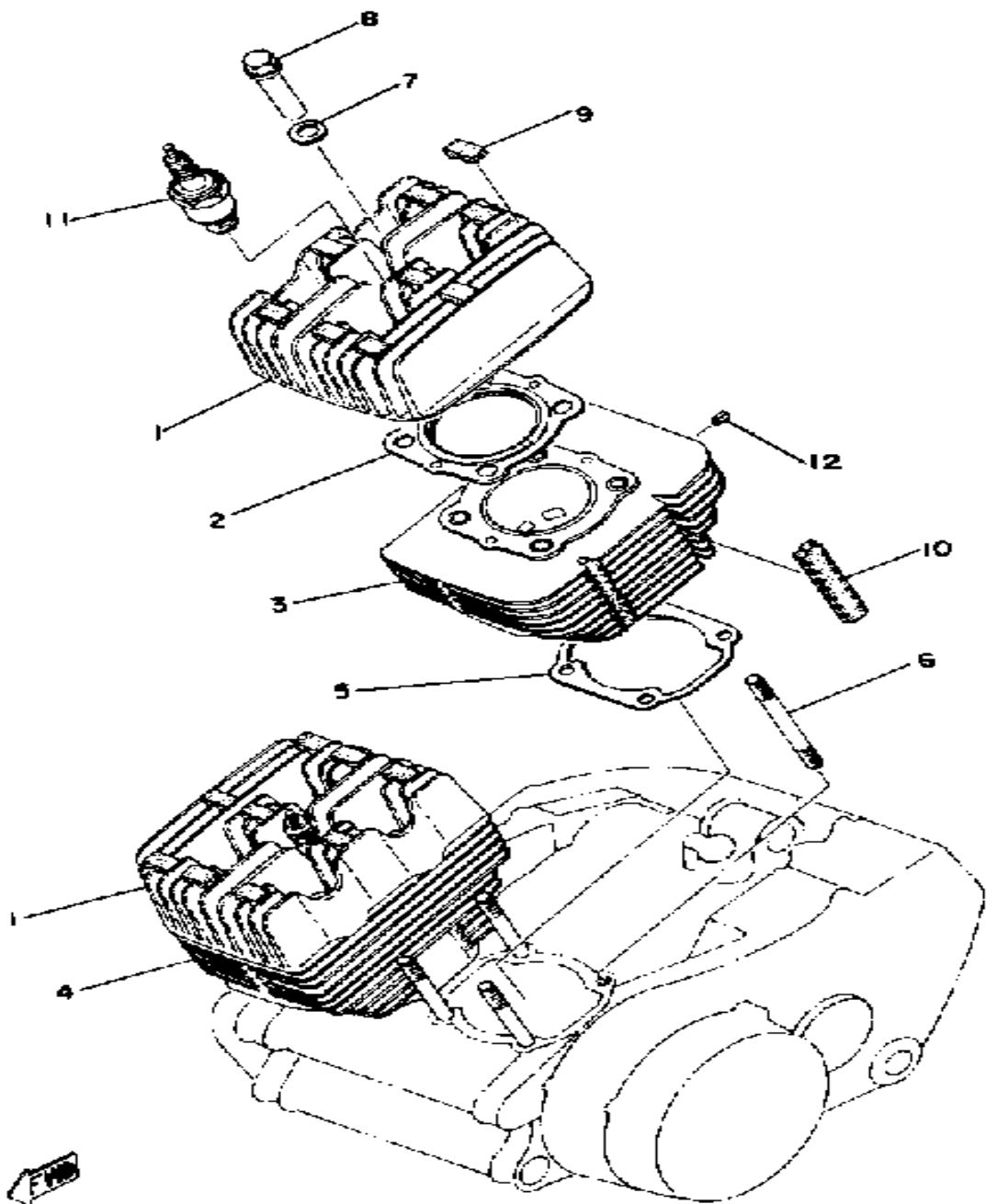
YAMAHA

GENUINE

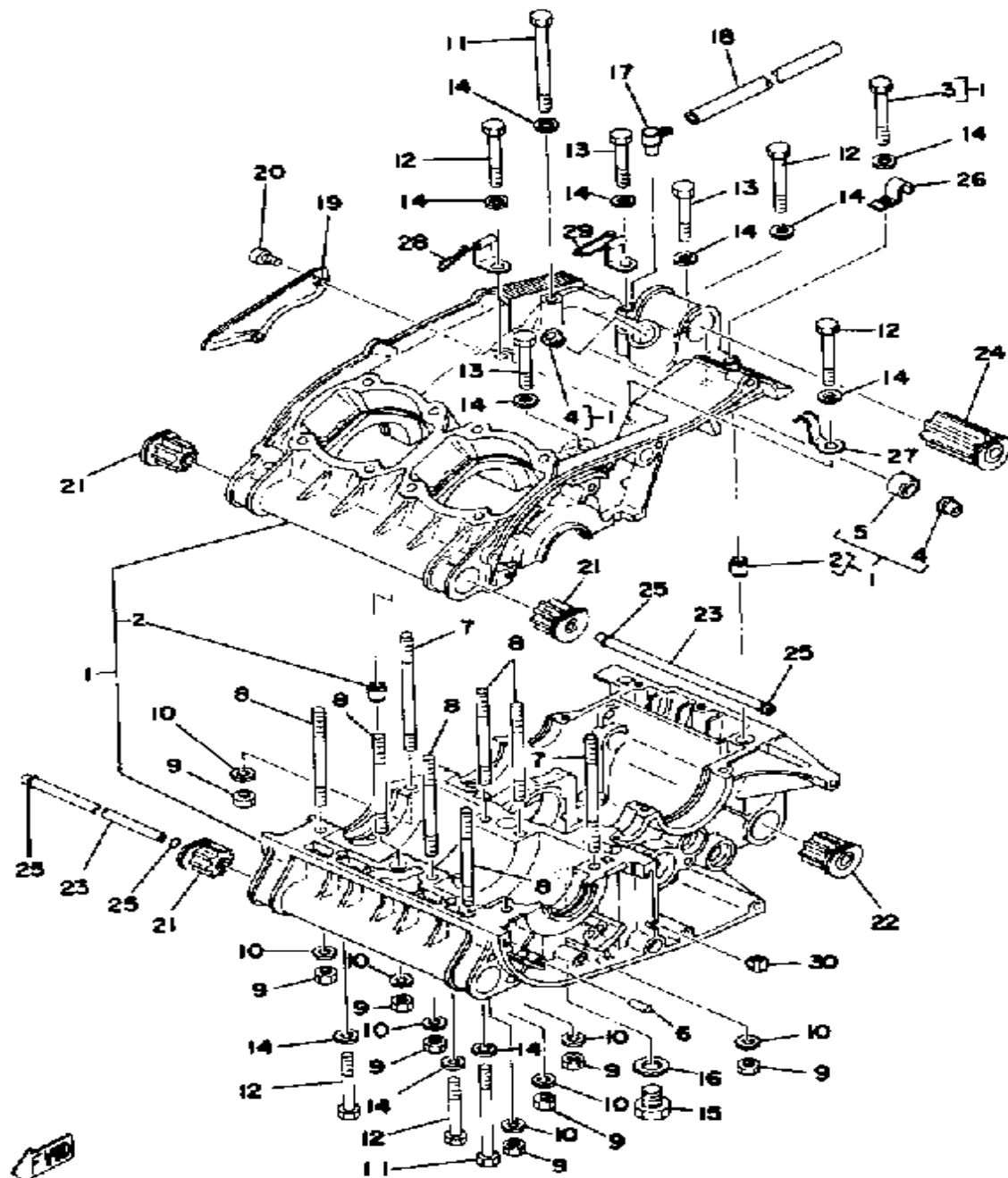
PARTS CATALOGUE

MOTORCYCLE

CYLINDER HEAD - CYLINDER



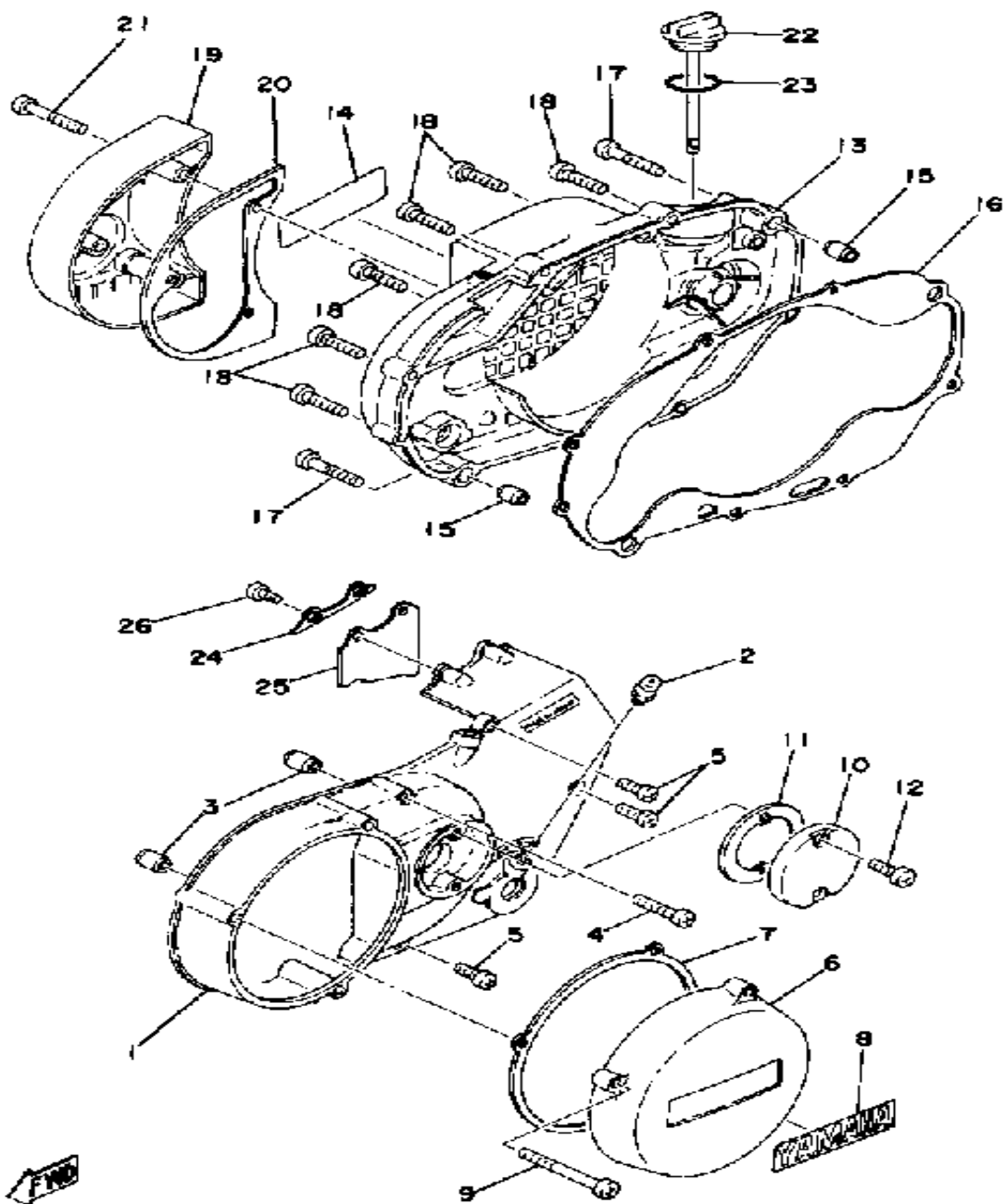
Ref. No.	Part Number	Description	Qty	Remarks
1	1A1-11111-00-00	HEAD, CYLINDER 1	2	
2	1A1-11181-00-00	GASKET, CYLINDER HEAD 1 .	2	
3	1A1-11311-00-00	INACTIVE PART NUMBER	1	
4	1A1-11321-00-00	CYLINDER 2	1	
5	278-11351-01-00	GASKET, CYLINDER	2	
6	1A3-W0001-00-	UNAVAILABLE IN PRICE BOOK	1	SEE GRID G-1 FOR KIT COMPONENT
	90116-08232-00	BOLT, STUD	8	
7	90201-12362-00	WASHER, PLATE	8	
8	90179-08026-00	NUT, SPEC'L SHAPE	8	
9	521-11161-01-00	ABSORBER 1	18	
10	1A0-11162-02-00	ABSORBER 2 (1A0-11162-01) .	4	
11	NGK-B8ES0-00-00	PLUG, SPARK (NGK B8ES) ...	2	
12	91609-30010-00	PIN, SPRING	2	



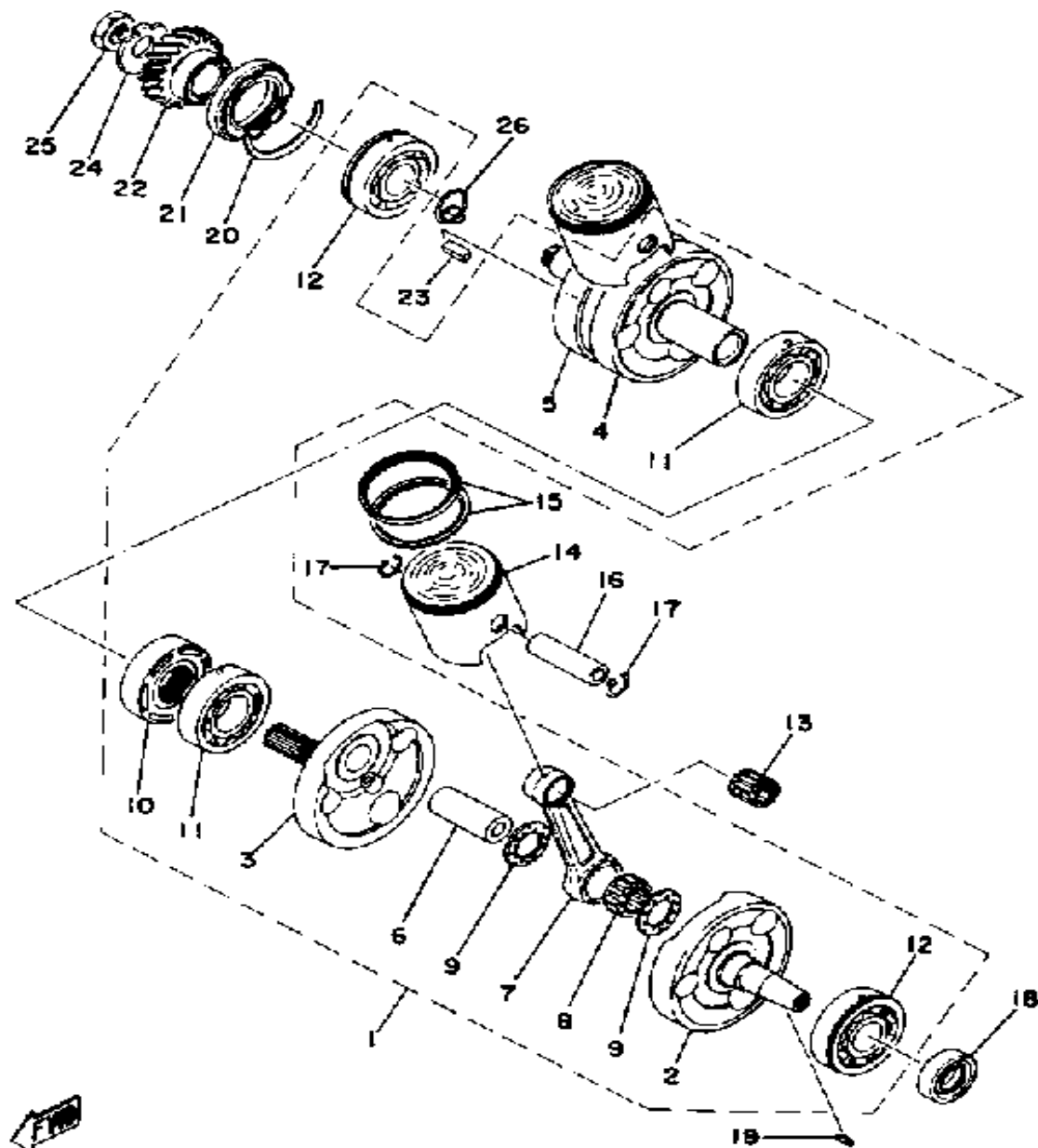
CRANKCASE

Ref. No.	Part Number	Description	Qty	Remarks
1	1A1-15100-01-00	INACTIVE PART NUMBER	1	
2	99510-12016-00	. PIN, DOWEL	2	
3	97313-06055-00	. BOLT, HEXAGON (97322-06055)	1	
4	90381-08002-00	. BUSHING (214-17843-00)	2	
5	90380-14040-00	. INACTIVE PART NUMBER (278-17833-00)	1	
6	93603-14026-00	PIN, DOWEL	1	
7	90116-08232-00	BOLT, STUD	2	
8	1A3-W0001-00-00	GASKET KIT		SEE GRID G-1 FOR KIT COMPONENT
	90116-08064-00	BOLT, STUD	6	
9	95333-08600-00	NUT	8	
10	92990-08200-00	WASHER, PLAIN	8	
11	97311-06090-00	BOLT, HEXAGON	2	
12	97313-06055-00	BOLT, HEXAGON (97322-06055)	5	
13	97313-06045-00	BOLT (97021-06045-00)	3	
14	92990-06200-00	WASHER	11	
15	90109-14385-00	BOLT	1	
16	137-15353-00-00	GASKET, DRAIN	1	
17	583-15371-00-00	BREATHER	1	

CRANKCASE COVER



Ref. No.	Part Number	Description	Qty	Remarks
1	1A1-15411-01-00	COVER, CRANKCASE L (1A1-15411-00)	1	
2	93700-06M03-00	NIPPLE, GREASE	1	
3	99510-12016-00	PIN, DOWEL	2	
4	98506-06035-00	SCREW, PAN HEAD	1	
5	98516-06020-00	SCREW, PAN HEAD	3	
6	1A0-15415-00-00	COVER, GENERATOR	1	
7	1A0-15455-00-00	GASKET 1	1	
8	1A0-15435-00-00	EMBLEM	1	
9	98506-06070-00	SCREW, PAN HEAD	3	
10	1A0-15417-00-00	COVER, CAP	1	
11	1A0-15457-00-00	GASKET	1	
12	98516-06020-00	SCREW, PAN HEAD	2	
13	1A0-15421-00-00	COVER, CRANKCASE R	1	
	1A3-W0001-00-00	GASKET KIT		SEE GRID G-1 FOR KIT COMPONENT
14	1A0-15435-00-00	EMBLEM	1	
15	99510-12016-00	PIN, DOWEL	2	
16	1A0-15461-00-00	GASKET, CRCS CVR 2	1	
17	98506-06040-00	SCREW, PAN HEAD	2	
18	98516-06030-00	SCREW, PAN HEAD	7	
19	1A0-15416-00-00	COVER, OIL PUMP	1	
20	1A0-15456-00-00	GASKET, O/PMP CVR 1	1	
21	98506-06045-00	SCREW, PAN HEAD	3	
22	360-15363-01-00	PLUG, OIL	1	
23	93210-27778-00	O-RING	1	
24	1A0-15491-00-00	PROTECTOR	1	
25	1A0-15497-00-00	PLATE, DUST SEAL	1	
26	98516-05012-00	SCREW, PAN HEAD 4CG	2	

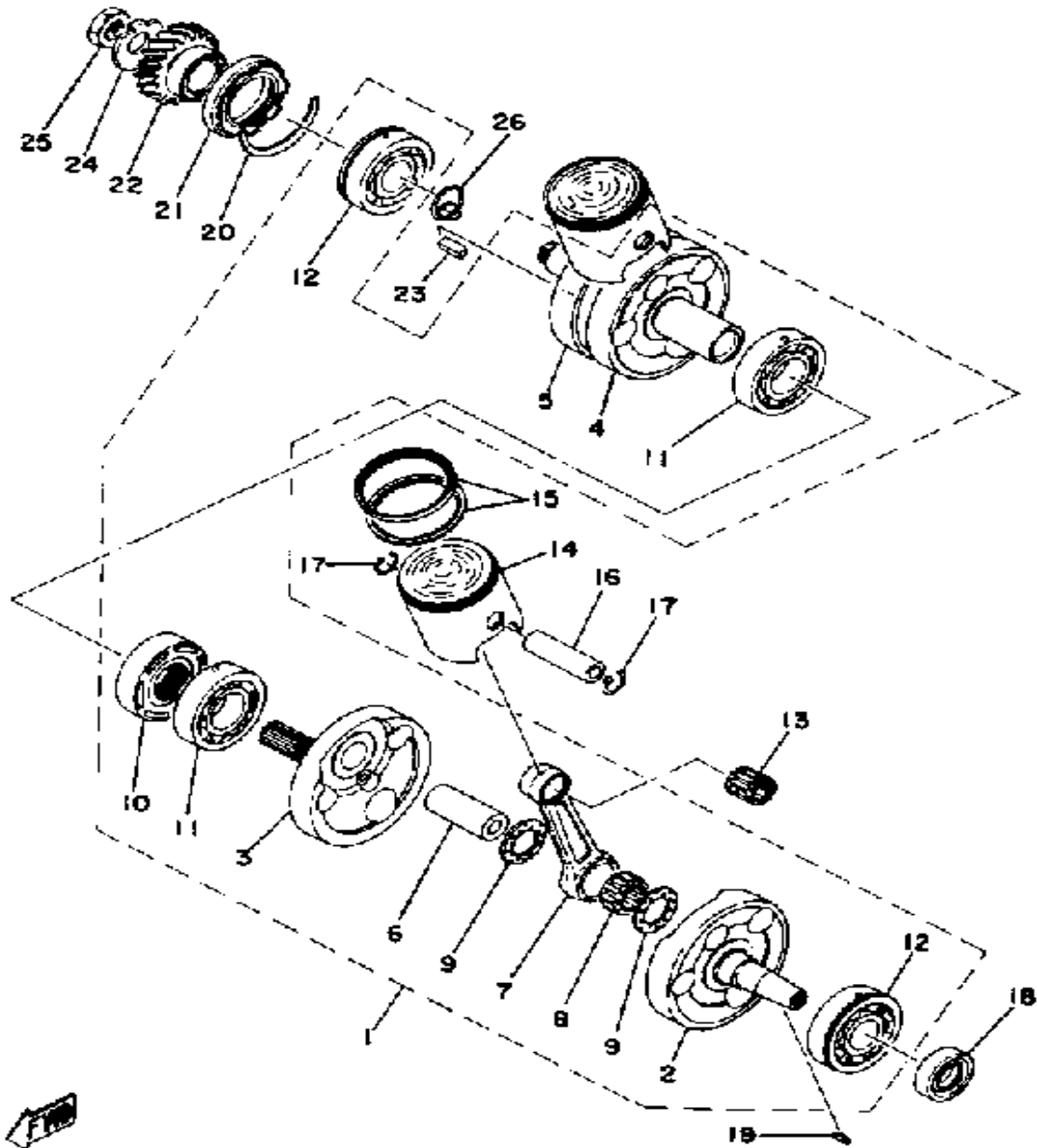


CRANKSHAFT - PISTON

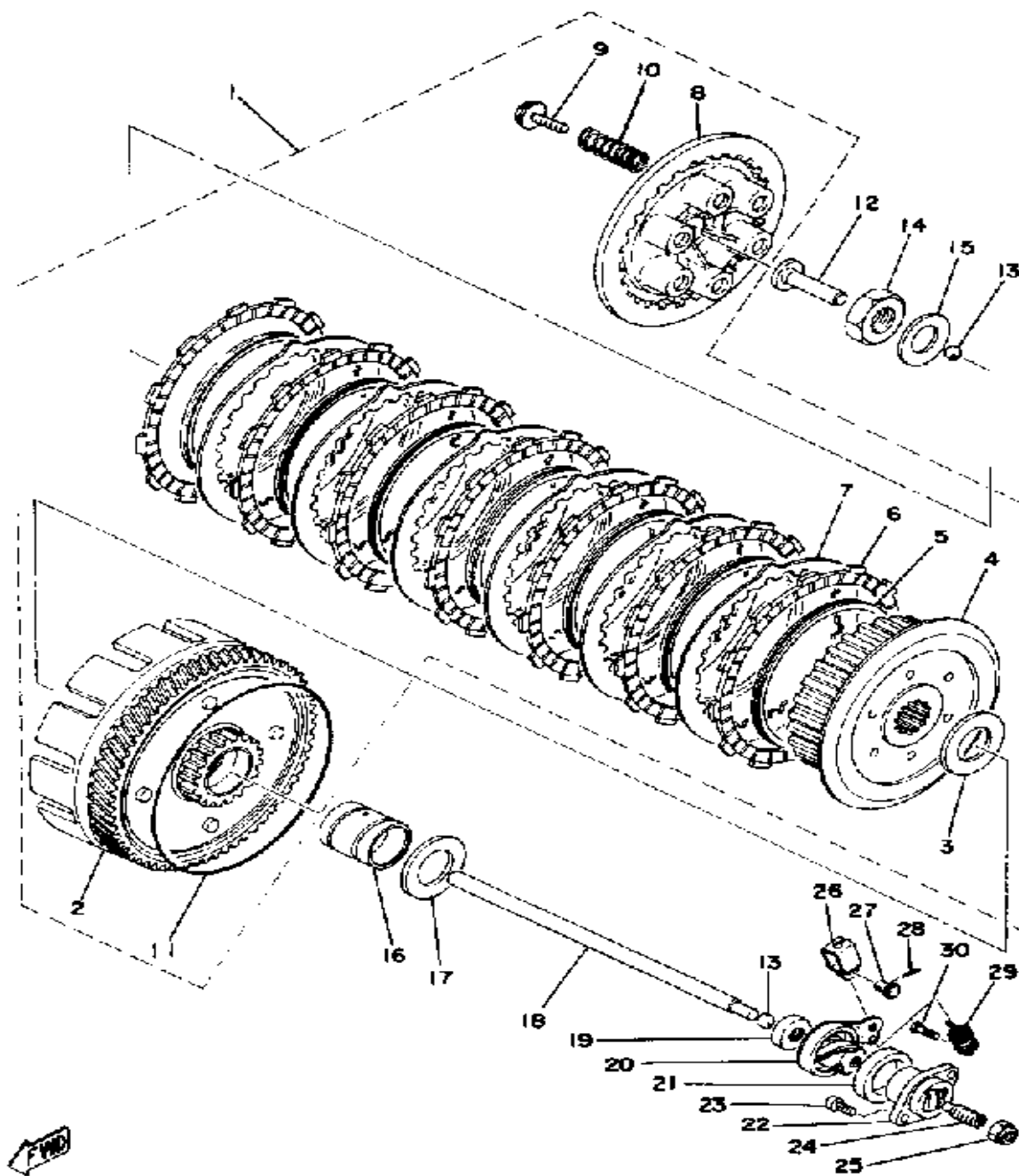
Ref. No.	Part Number	Description	Qty	Remarks
1	2V0-11400-00-00	CRANKSHAFT ASSEMBLY ...	1	
2	1A1-11412-01-00	. INACTIVE PART NUMBER ...	1	
3	2V0-11422-00-00	. INACTIVE PART NUMBER ...	1	
4	1A1-11432-01-00	. INACTIVE PART NUMBER ...	1	
5	1A1-11442-01-00	. INACTIVE PART NUMBER ...	1	
6	8G8-11681-00-00	. PIN, CRANK 1	2	
7	2T2-11651-00-00	. ROD, CONNECTING	2	
8	93310-42277-00	. BEARING, CYLINDER.#10 (93310-42231)	2	
9	90209-22248-00	. WASHER	4	
10	278-11515-00-00	. SEAL, LABYRINTH 1	1	
11	93306-20621-00	. BEARING	2	
12	93306-30549-00	. BEARING	2	
13	93310-216E1-00	BEARING	2	
14	1A1-11631-00-96	PISTON STD	2	
	1A1-11635-00-00	PISTON 1 O/S 0.5	2	ALTERNATE PART
	1A1-11636-00-00	PISTON 2 O/S 0.0	2	ALTERNATE PART
	1A1-11637-00-00	PISTON 3 O/S 0.5	2	ALTERNATE PART
	1A1-11638-00-00	PISTON 4 O/S 1.0	2	ALTERNATE PART
15	1A1-11610-00-00	PISTON RINGSET STD	2	
	1A1-11610-10-00	PISTON RINGSET 1ST	2	ALTERNATE PART
	1A1-11610-20-00	PISTON RINGSET 2ND	2	ALTERNATE PART
	1A1-11610-30-00	PISTON RINGSET 3RD	2	ALTERNATE PART
	1A1-11610-40-00	PISTON RINGSET 4TH	2	ALTERNATE PART
16	4L0-11633-00-00	PIN, PISTON	2	
17	93450-17025-00	CIRCLIP	4	
18	93103-20076-00	OIL SEAL, SW-TYPE	1	
19	90280-04005-00	KEY, WOODRUFF	1	
20	278-17424-01-00	CIRCLIP 1	1	

CONTINUED ON NEXT FRAME ➤

CRANKSHAFT - PISTON



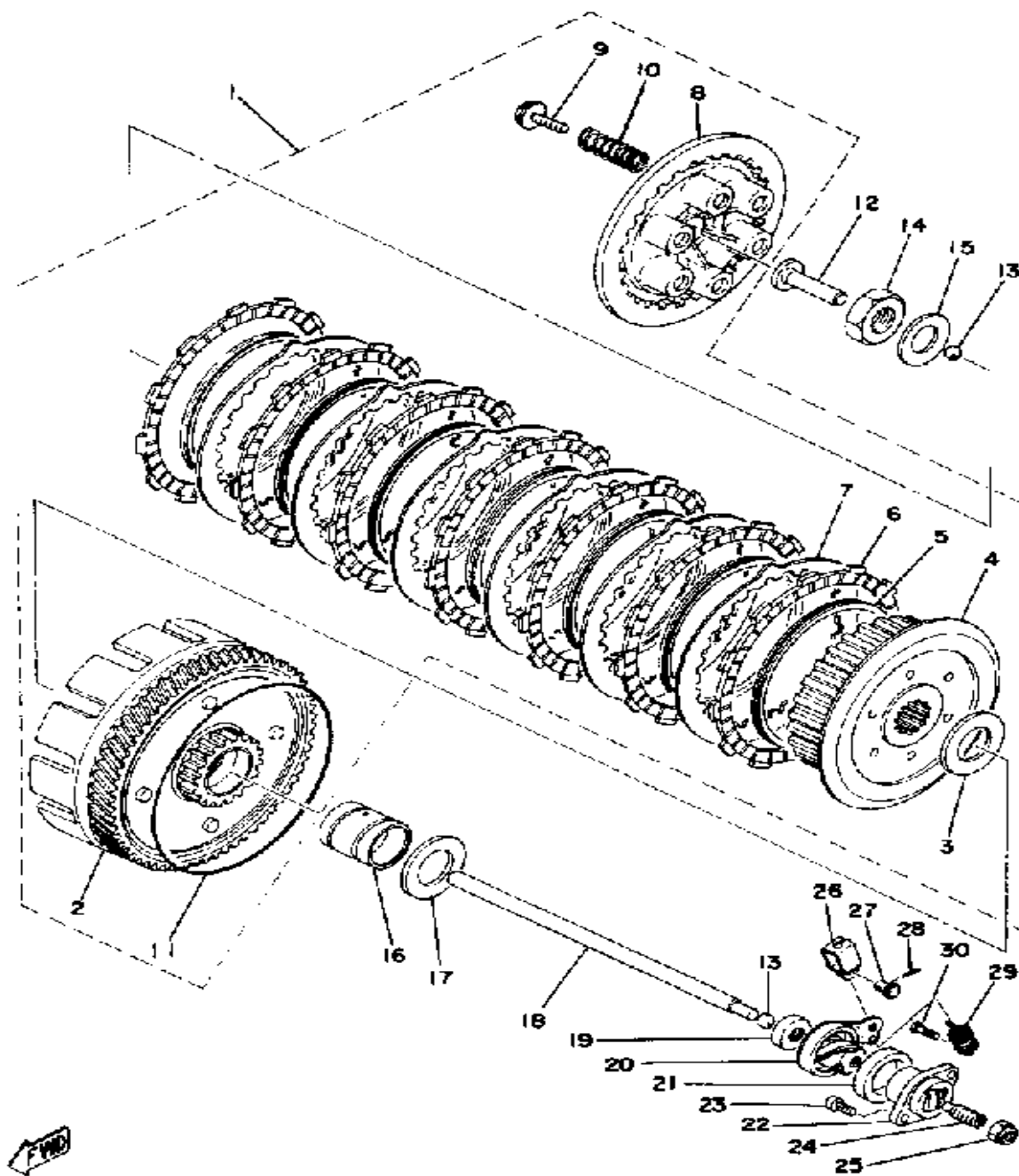
Ref. No.	Part Number	Description	Qty	Remarks
21	93103-40077-00	OIL SEAL	1	
22	1A1-16111-00-00	INACTIVE PART NUMBER (23T)	1	
23	90282-07023-00	KEY, STRAIGHT	1	
24	90215-18131-00	WASHER, LOCK	1	
25	90170-16182-00	NUT	1	
26	360-11526-00-00	SEAL, CRANKSHAFT 0 0	1	



CLUTCH

Ref. No.	Part Number	Description	Qty	Remarks
1	1A1-16301-00-00	INACTIVE PART NUMBER	1	
2	2R9-16150-00-00	. PRI DRVN GEARCOMP. (66T)	1	
3	360-16154-00-00	. PLATE, THRUST 1	1	
4	1A0-16371-00-00	. BOSS, CLUTCH	1	
5	278-16367-00-00	. RING, CUSHION	7	
6	360-16321-00-00	. PLATE, FRICTION 0 7	7	
7	498-16325-00-00	. PLATE, CLUTCH 2	6	
8	1A0-16351-00-00	. PLATE, PRESSURE 1	1	
9	90159-06010-00	. SCREW, WITH WASHER	6	
10	90501-23138-00	. SPRING, COMPRESSION	6	
11	93211-10232-00	. O-RING	1	
12	174-16356-00-00	ROD, PUSH 1	1	
13	93505-16006-00	BALL	2	
14	90170-18089-00	NUT, HEXAGON	1	
15	214-16119-00-00	SPRING, BELLEVILLE	1	
16	278-16181-01-00	SPACER 1	1	
17	360-16154-00-00	PLATE, THRUST 1	1	
18	328-16357-00-00	ROD, PUSH 2	1	
19	93109-08061-00	OIL SEAL	1	
20	360-16340-00-00	PUSH LEVER ASSEMBLY	1	
21	214-16347-01-00	SEAL, DUST	1	
22	371-16396-00-00	HOUSING, PUSH SCREW	1	
23	98580-05012-00	SCREW, PAN HEAD	2	
24	90113-08021-00	BOLT, SET	1	
25	90179-08179-00	NUT	1	
26	214-16389-00-00	JOINT	1	
27	90240-06005-00	PIN, CLEVIS	1	
28	91401-10015-00	PIN, COTTER	1	
29	90506-10069-00	SPRING, TENSION	1	

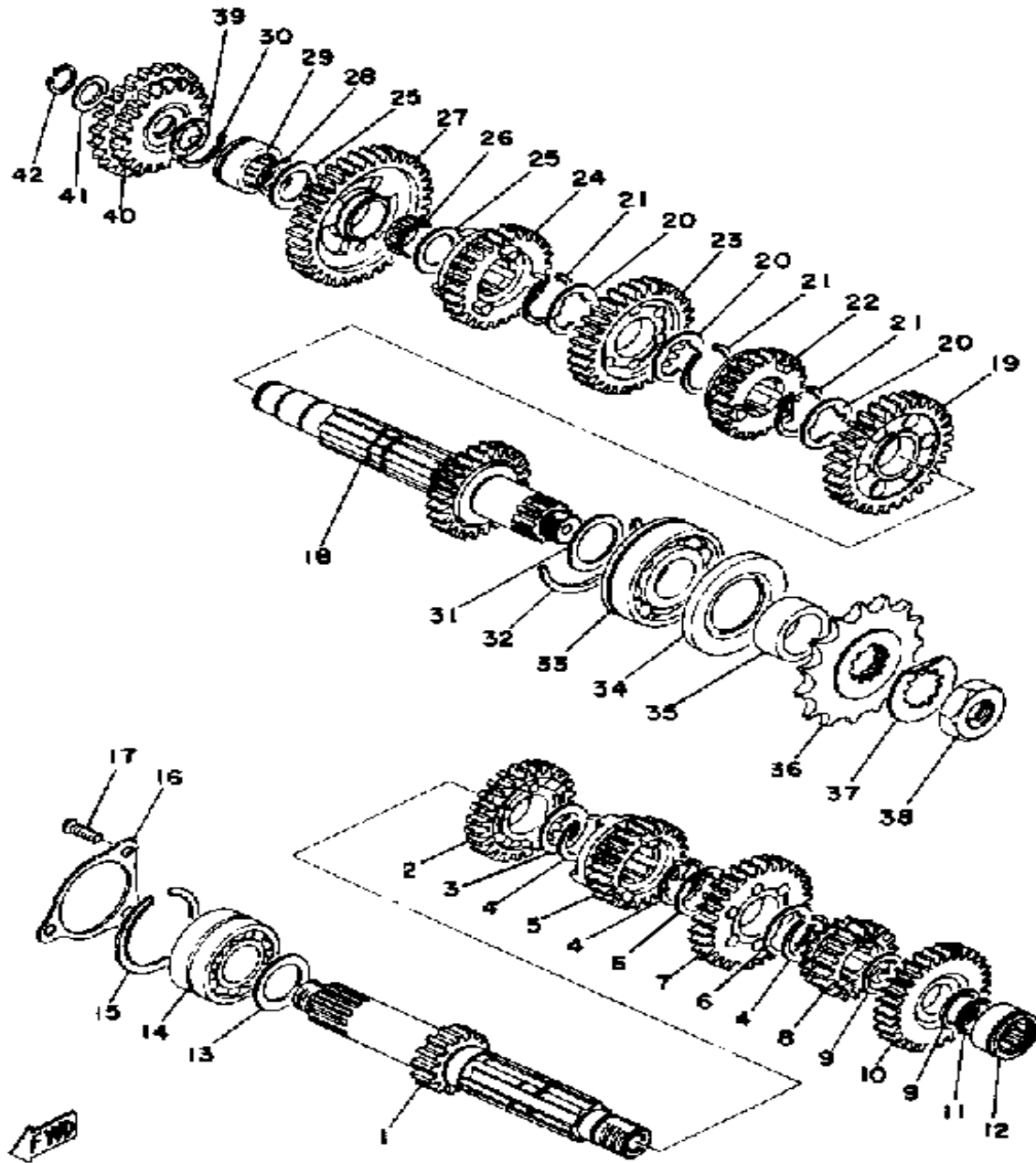
CONTINUED ON NEXT FRAME ➤



CLUTCH

Ref. No.	Part Number	Description	Qty	Remarks
30	132-16346-00-00	HOOK, SPRING	1	

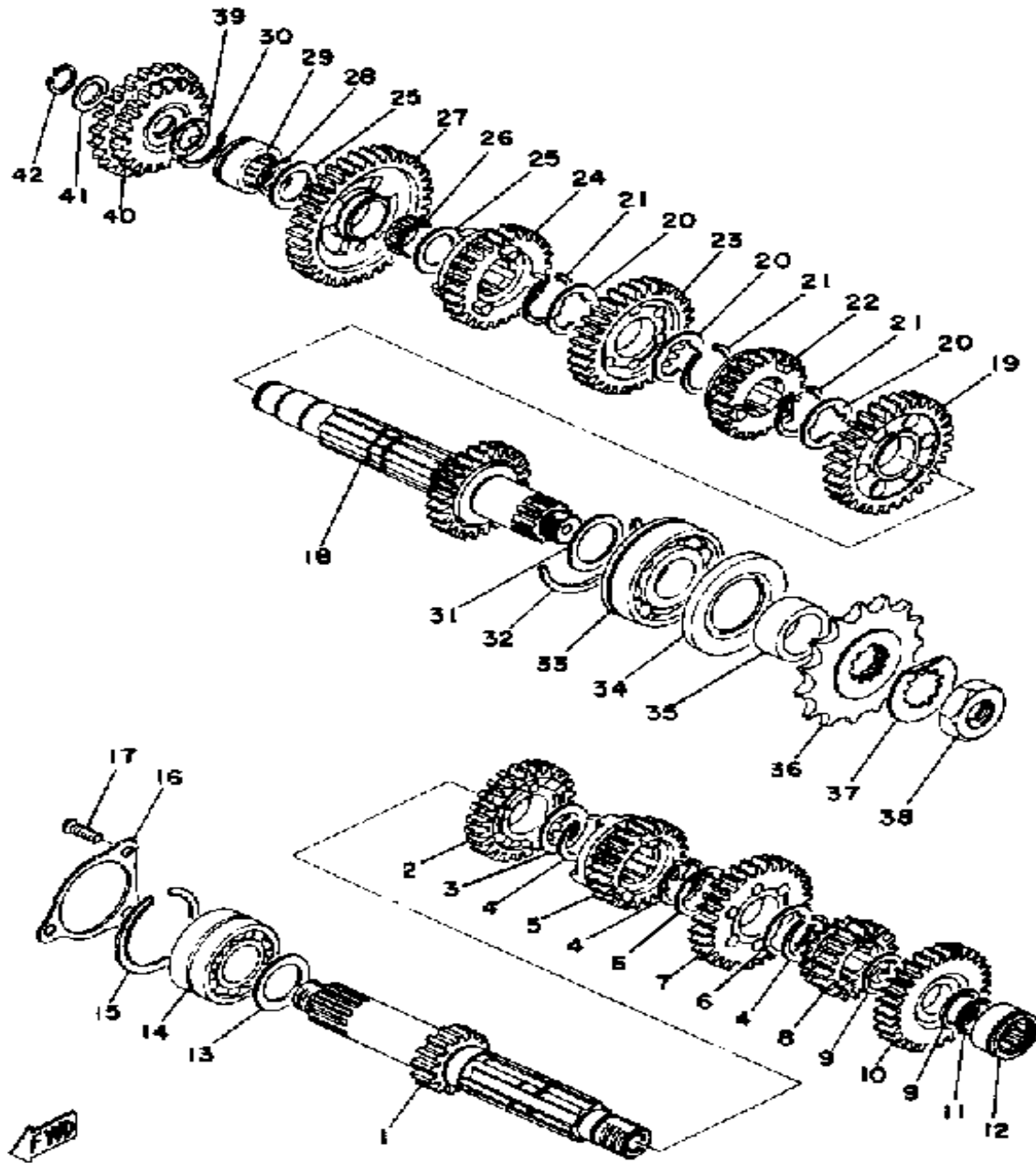
FWD



TRANSMISSION

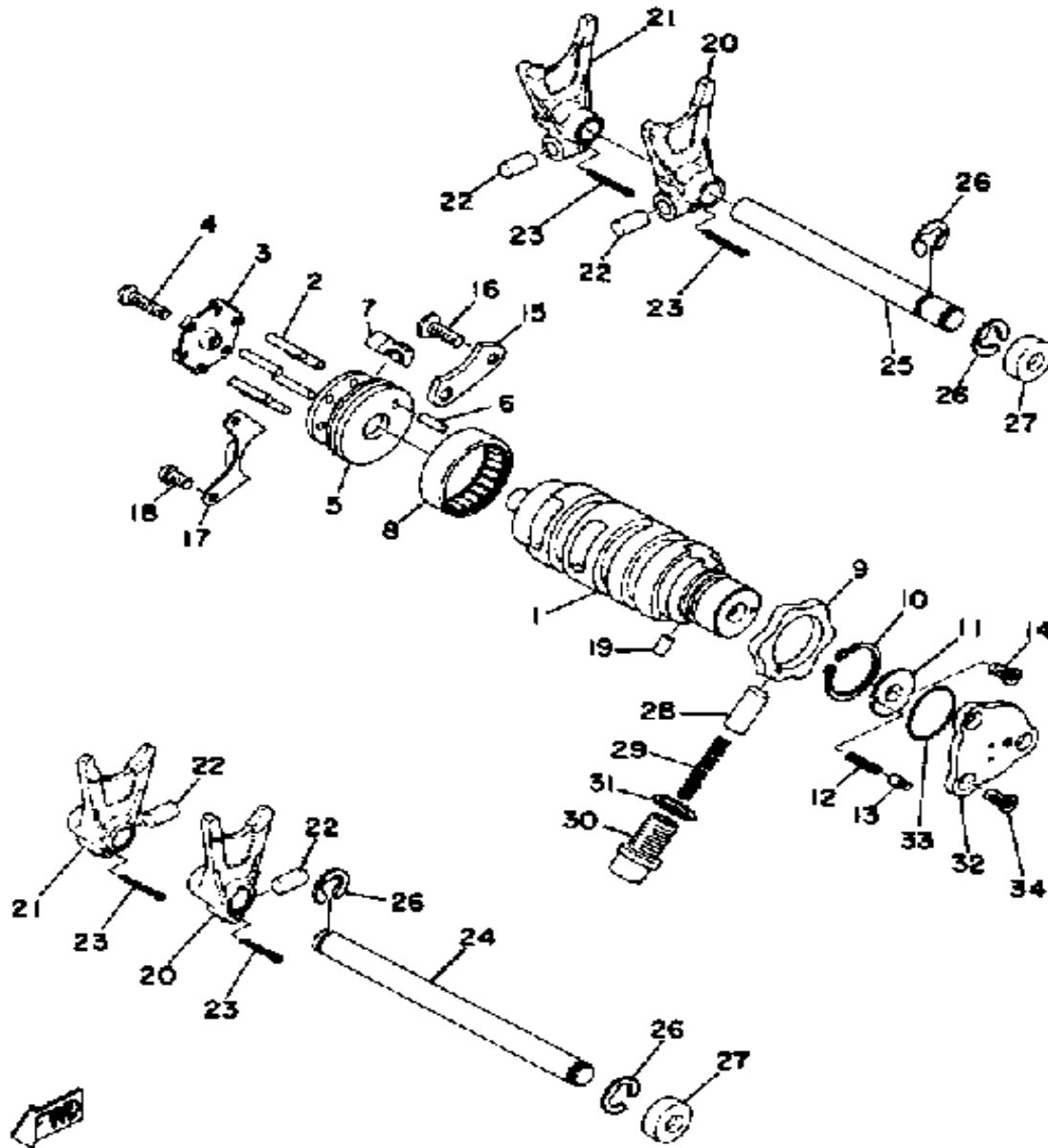
Ref. No.	Part Number	Description	Qty	Remarks
1	1A0-17411-00-00	AXLE, MAIN (14T)	1	
2	521-17141-00-00	GEAR, 4TH PINION	1	
3	90201-25490-00	WASHER, PLATE	1	
4	93440-25049-00	CIRCLIP (25 SPECIAL) (93440-25008)	3	
5	1A1-17131-00-00	GEAR, 3RD PINION	1	
6	90209-21105-00	WASHER	2	
7	521-17161-00-00	GEAR, 6TH PINION (27T)	1	
8	1A1-17121-00-00	GEAR, 2ND PINION	1	
9	90201-20266-00	WASHER, PLATE (1.0T)	2	
10	521-17151-00-00	GEAR, 5TH PINION	1	
11	93410-20090-0	CIRCLIP (S-20)	1	
12	93311-22005-00	BEARING	1	
13	168-17428-01-03	SHIM 2 (25-34-0.3)	1	UR
	168-17428-01-05	SHIM 2 (25-34-0.5)	1	UR
14	93305-20502-00	BEARING (93305-20508-00) ...	1	
15	93440-52009-00	CIRCLIP	1	
16	360-17221-00-00	GEAR, 2ND WHEEL	1	
17	92701-06015-00	SCREW, FLAT HEAD	3	
18	1A0-17420-00-00	DRIVE AXLE ASSEMBLY	1	
19	360-17221-00-00	GEAR, 2ND WHEEL	1	
20	90209-21105-00	WASHER	3	
21	93440-25008-00	CIRCLIP (25 SPECIAL)	3	
22	521-17261-00-00	GEAR, 6TH WHEEL	1	
23	360-17231-00-00	GEAR, 3RD WHEEL	1	
24	521-17241-00-00	GEAR, 4TH WHEEL	1	
25	90201-20276-00	WASHER, PLATE (1.0T)	2	
26	93310-22057-00	BEARING (K20-24X10 S)	1	
27	360-17211-00-00	GEAR, 1ST WHEEL	1	

CONTINUED ON NEXT FRAME ➤



TRANSMISSION

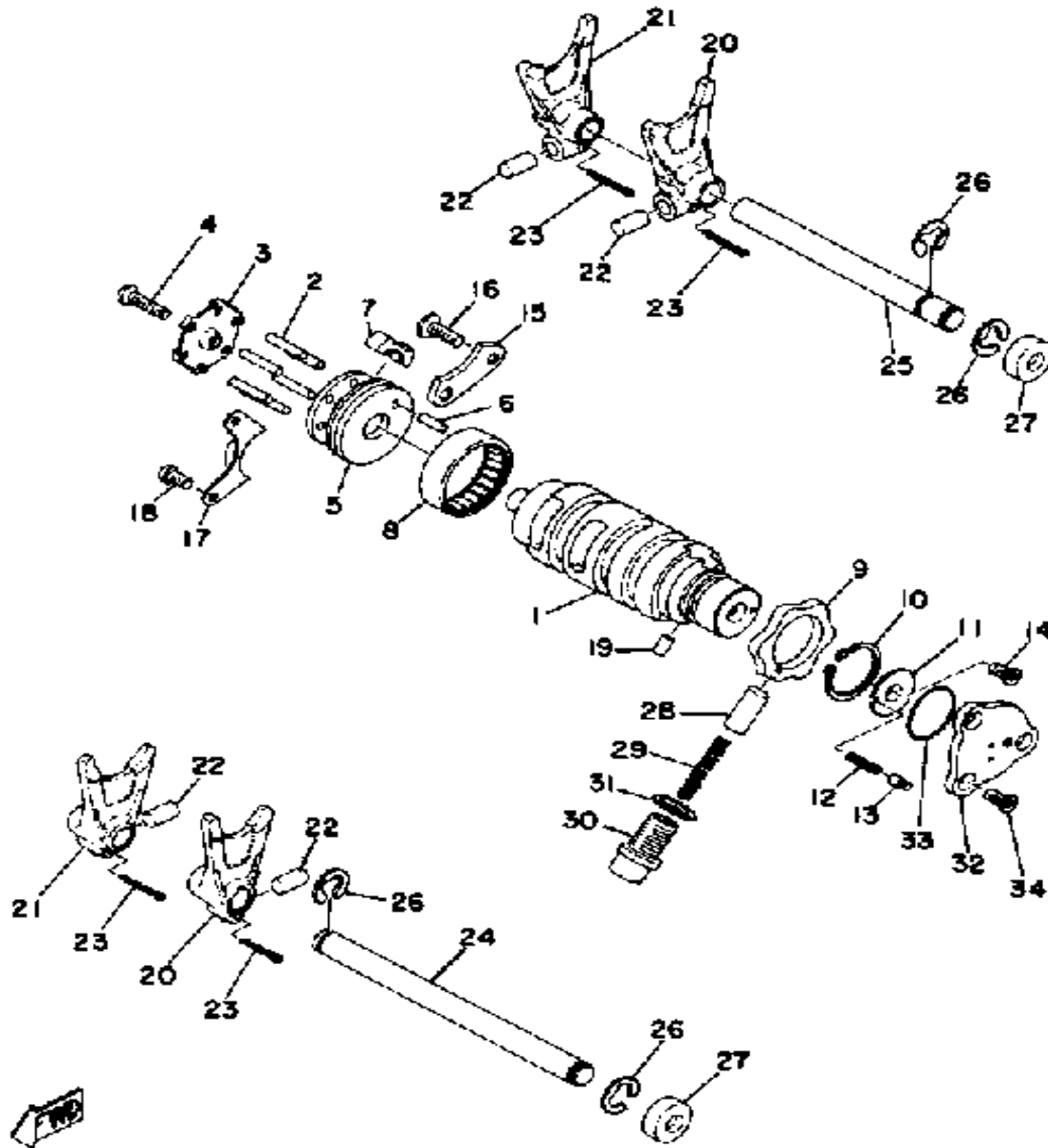
Ref. No.	Part Number	Description	Qty	Remarks
28	93410-20009-00	CIRCLIP (S-20)	1	
29	93311-42045-00	BEARING (20NG3315NE)	1	
30	278-17425-00-00	CIRCLIP 2	1	
31	168-17428-01-03	SHIM 2 (25-34-0.3)	1	UR
	168-17428-01-05	SHIM 2 (25-34-0.5)	1	UR
32	278-14724-00-00	CIRCLIP	1	
33	93306-30506-00	BEARING (B6305N) (93306-30504-00)	1	
34	93102-35055-40	OIL SEAL (SD-35-62-6)	1	
35	90387-25192-00	COLLAR	1	
36	1A1-17461-60-00	SPROCKET, DRIVE (16T)	1	UR
37	90215-21121-00	WASHER, LOCK	1	STD
38	90179-18020-00	NUT	1	
39	90206-15055-00	WASHER, WAVE	1	
40	278-15650-00-00	IDLE GEAR ASS'Y (22T & 27T)	1	
41	164-17417-00-10	SHIM 1 (1.0T)	1	
42	93410-15005-00	CIRCLIP (55X)	1	



SHIFTER 1

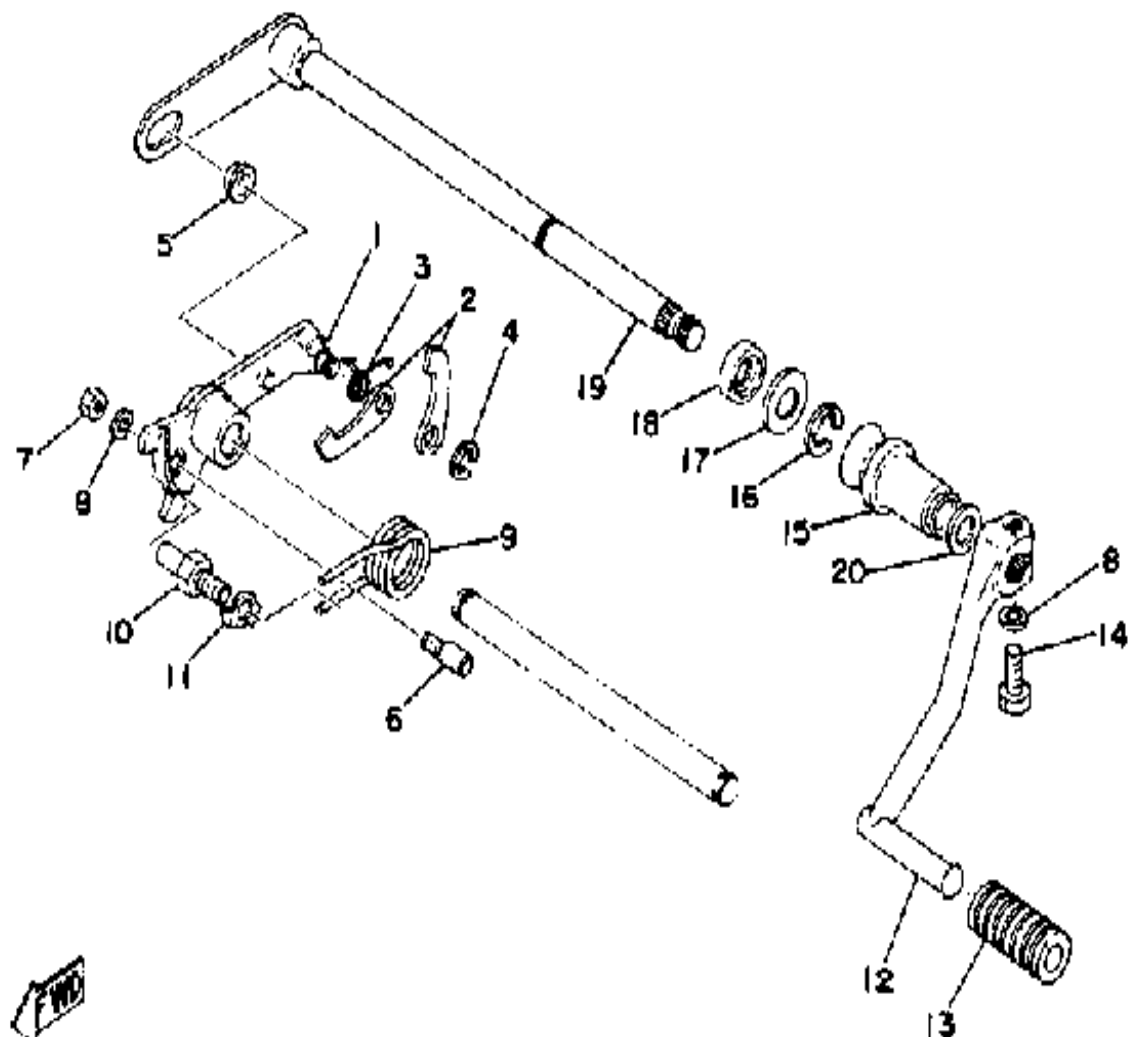
Ref. No.	Part Number	Description	Qty	Remarks
1	360-18541-00-00	CAM, SHIFT (4-21.8)	1	
2	93604-22050-00	PIN, DOWEL	6	
3	328-18561-00-00	PLATE, SIDE 1	1	
4	98701-05020-00	SCREW, FLAT HEAD	1	
5	328-18185-00-00	INACTIVE PART NUMBER	1	
6	93604-14012-00	PIN, DOWEL	1	
7	328-18352-10-00	INACTIVE PART NUMBER	1	
8	93315-23612-00	BEARING	1	
9	360-18141-01-00	PLATE, STOPPER	1	
10	99009-30400-00	CIRCLIP	1	
11	278-18566-00-00	PLATE, SIDE 2	1	
12	90501-06022-00	SPRING, COMPRESSION	1	
13	278-18542-00-00	POINT, NEUTRAL	1	
14	98701-05012-00	SCREW, FLAT HEAD	1	
15	328-18562-00-00	INACTIVE PART NUMBER	1	
16	98701-06014-00	SCREW, FLAT HEAD	2	
17	328-18179-00-00	GUIDE	1	
18	98580-05010-00	SCREW, PAN HEAD	2	
19	93604-08071-00	PIN, DOWEL	1	
20	328-18511-01-00	FORK, SHIFT 1	2	
21	328-18512-01-00	FORK, SHIFT 2	2	
22	90250-08017-00	PIN, STRAIGHT	4	
23	91401-25020-00	PIN, COTTER	4	
24	278-18531-00-00	BAR, SHIF FRK GDE 1	1	
25	278-18535-00-00	INACTIVE PART NUMBER	1	
26	99006-10600-00	CIRCLIP	4	
27	90338-22021-00	PLUG, SPEC'L SHAPE (371-18149-00)	2	
28	278-18547-02-00	STOPPER, CAM	1	

CONTINUED ON NEXT FRAME ➤



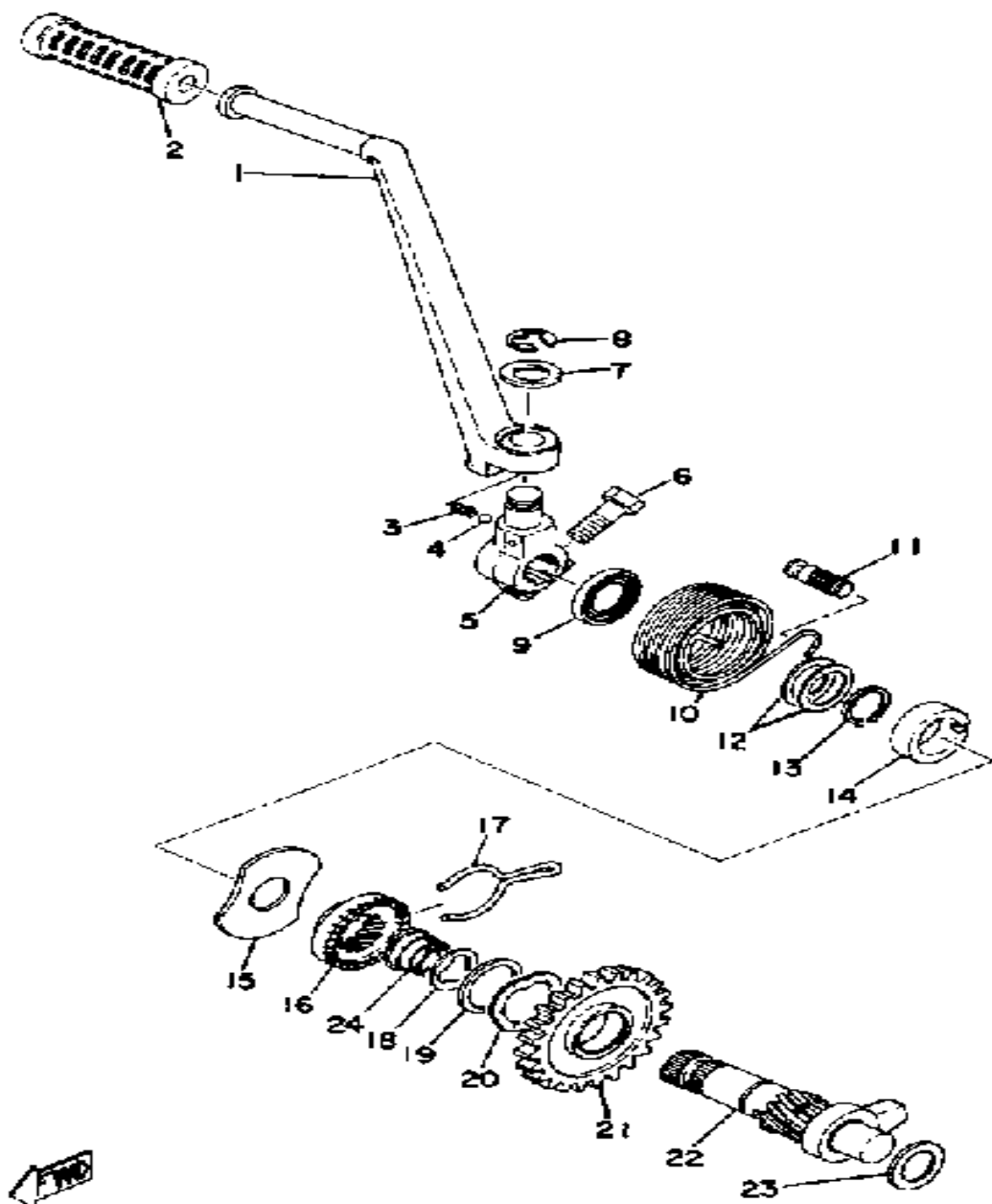
SHIFTER 1

Ref. No.	Part Number	Description	Qty	Remarks
29	90501-10062-00	SPRING, COMPRESSION	1	
30	90149-14031-00	SCREW, SPEC'L SHAPE	1	
31	137-15353-00-00	GASKET, DRAIN	1	
32	1L9-82540-00-00	NEUTRAL SWITCH ASSEMBLY	1	
33	93210-29147-00	O-RING	1	
34	98701-05012-00	SCREW, FLAT HEAD	3	



SHIFTER 2

Ref. No.	Part Number	Description	Qty	Remarks
1	328-18128-00-00	BRACKET	1	
2	328-18151-00-00	INACTIVE PART NUMBER	2	
3	90508-08007-00	SPRING, TORSION (214-18123-00)	1	
4	99080-07600-00	CIRCLIP (E)	1	
5	214-18178-00-00	ROLLER, SHIFT LEVER	1	
6	90149-06017-00	SCREW, SPEC'L SHAPE (214-18186-00)	1	
7	95380-06600-00	NUT	1	
8	92995-06100-00	WASHER, SPRING	2	
9	90508-32055-00	SPRING, TORSION	1	
10	278-18127-00-00	STOPPER, SCREW	1	
11	90215-08015-00	WASHER, LOCK (214-18139-00)	1	
12	2L1-18111-00-00	PEDAL, SHIFT	1	
13	132-18113-01-00	COVER, SHIFT PEDAL	1	
14	97011-06020-00	BOLT	1	
15	278-18131-00-00	BOOT, SEALING	1	
16	99006-10600-00	CIRCLIP	1	
17	90201-12575-00	WASHER, PLATE	1	
18	93102-12321-00	OIL SEAL, SD-TYPE	1	
19	278-18101-01-00	SHIFT SHAFT ASSEMBLY 1 ..	1	
20	93104-11056-00	OIL SEAL, SO-TYPE	1	

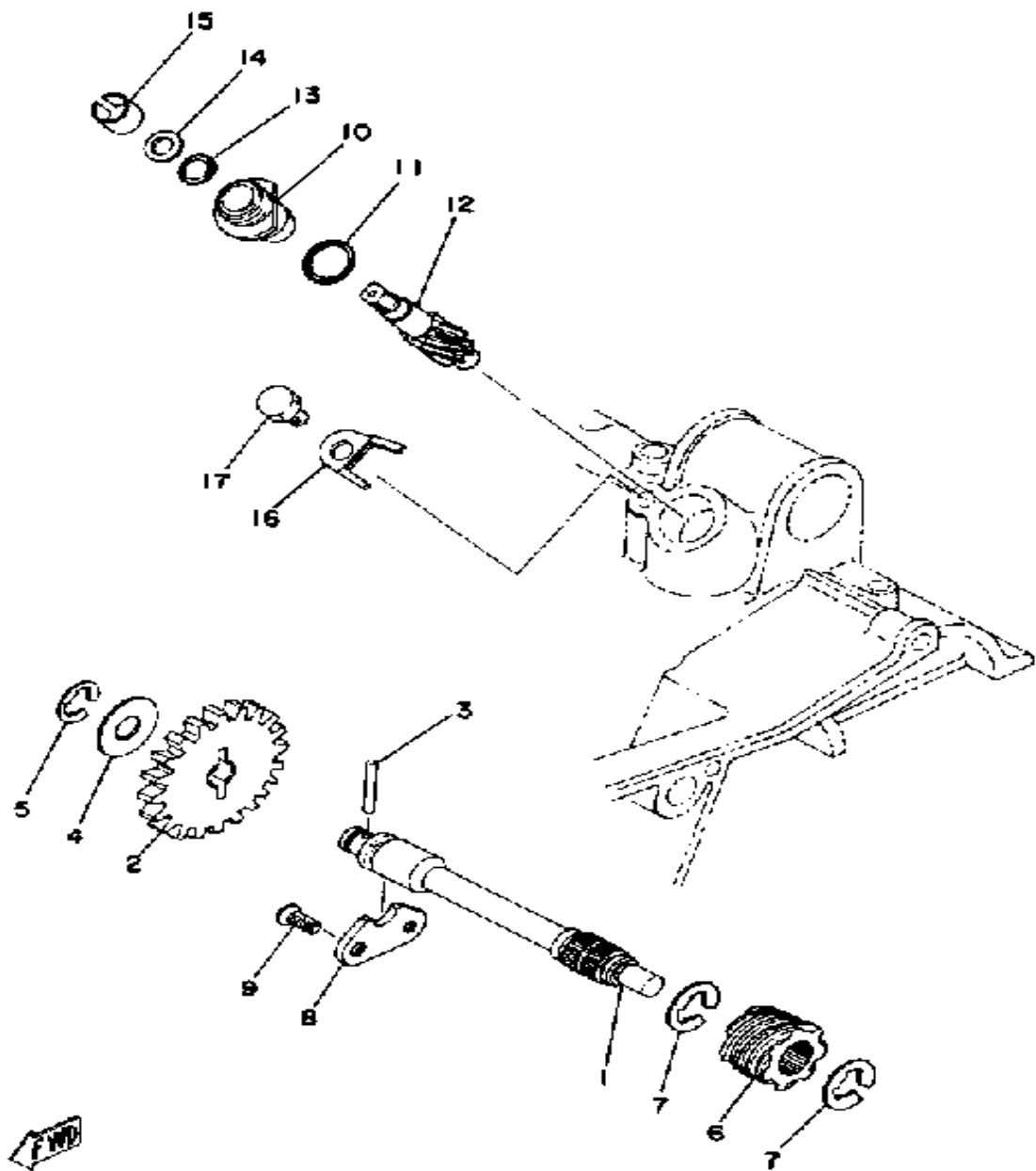


KICK - STARTER

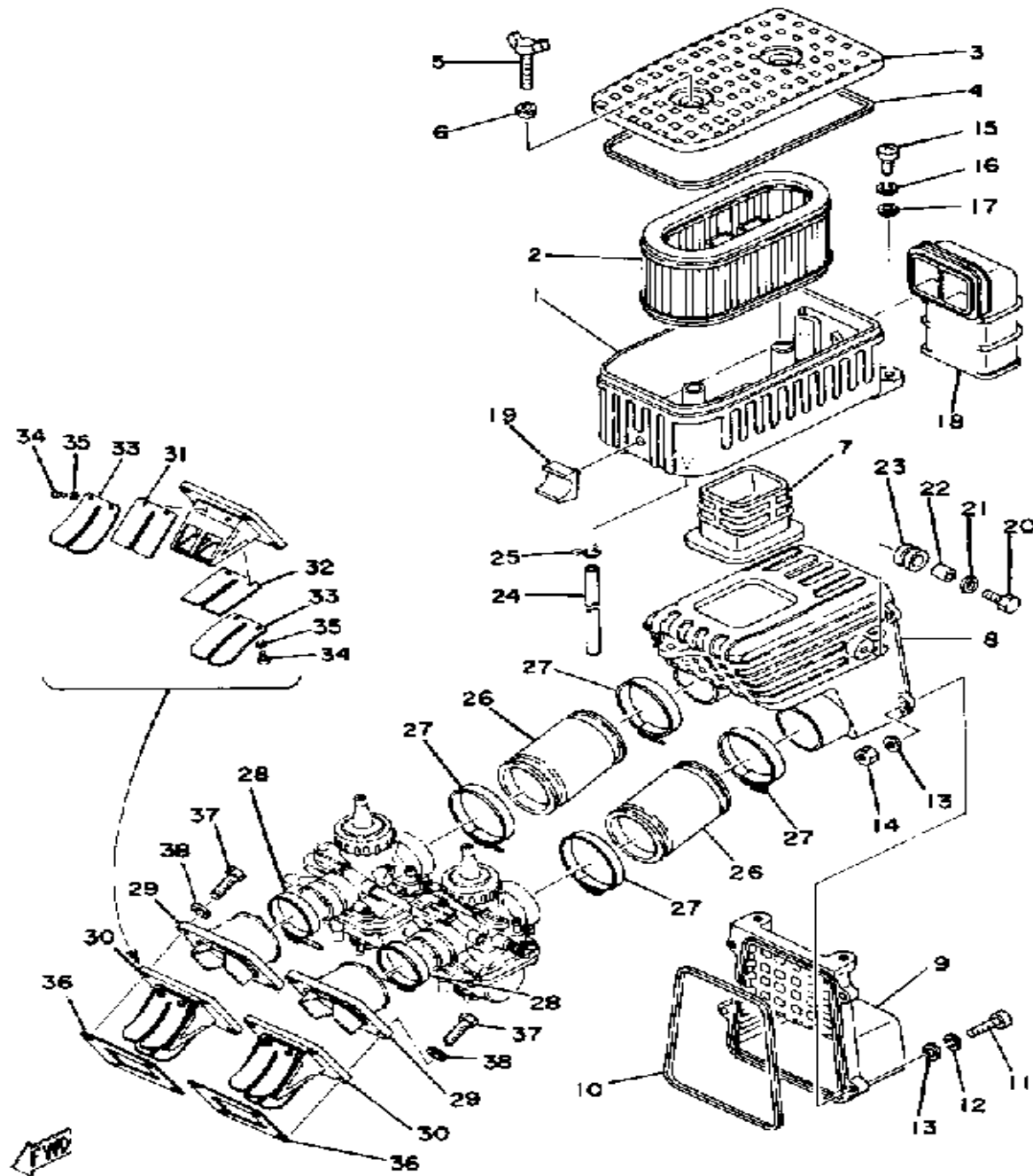
Ref. No.	Part Number	Description	Qty	Remarks
1	2F3-15611-00-93	CRANK, KICK	1	
2	156-15618-01-00	COVER, KICK LEVER	1	
3	90501-12081-00	SPRING, COMPRESSION	1	
4	93507-32031-00	BALL	1	
5	583-15621-00-00	BOSS, KICK CRANK	1	
6	97313-08030-00	BOLT, HEXAGON	1	
7	90201-15340-00	WASHER, PLATE	1	
8	99006-10600-00	CIRCLIP	1	
9	93104-20007-00	OIL SEAL, SO-TYPE	1	
10	90508-30051-00	SPRING, TORSION	1	
11	248-15668-00-00	STOPPER	1	
12	90208-20022-00	WASHER, CONICAL SPR	2	
13	99009-20400-00	CIRCLIP	1	
14	278-15666-00-00	SPACER (278-15666-01)	1	
15	278-15676-00-00	COVER, SPRING	1	
16	278-15671-01-00	WHEEL, RATCHET	1	
17	90468-26045-00	CLIP (256-15687-00)	1	
18	93440-25084-00	CIRCLIP	1	
19	90201-25490-00	WASHER, PLATE	1	
20	90206-25059-00	WASHER, WAVE	1	
21	278-15641-01-00	GEAR, KICK	1	
22	278-15660-01-00	KICK AXLE ASSEMBLY	1	
23	136-17417-00-10	SHIM 1	1	
24	90502-07025-00	INACTIVE PART NUMBER	1	



TACHOMETER GEAR



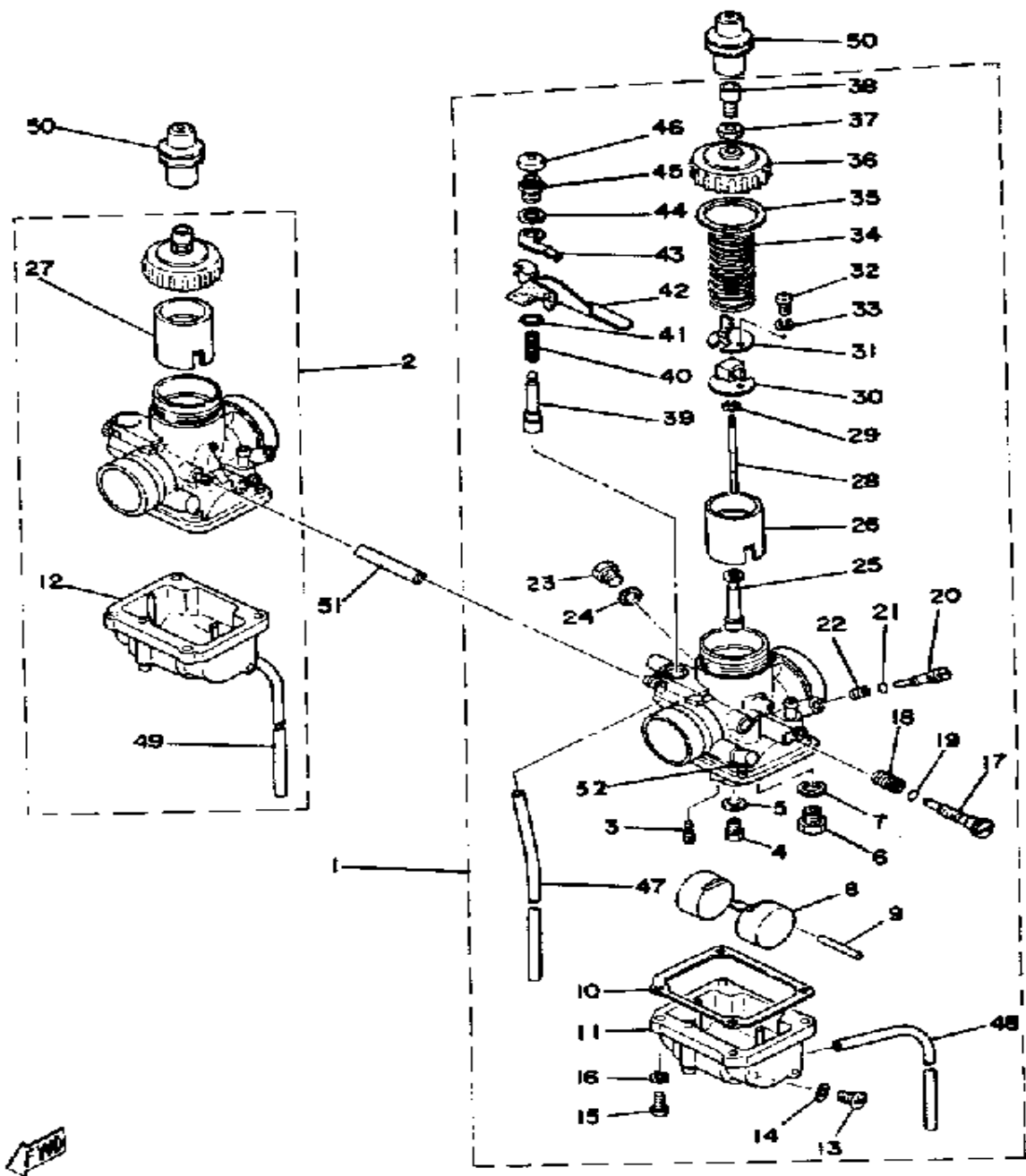
Ref. No.	Part Number	Description	Qty	Remarks
1	278-17861-00-00	INACTIVE PART NUMBER	1	
2	278-17851-00-00	GEAR, PRIMARY (20T)	1	
3	93603-22028-00	PIN, DOWEL	1	
4	90201-105J4-00	WASHER, PLATE (90201-106H1)	1	
5	99001-08600-00	CIRCLIP	1	
6	278-17831-00-00	INACTIVE PART NUMBER	1	
7	99006-10600-00	CIRCLIP	2	
8	278-17812-00-00	INACTIVE PART NUMBER	1	
9	98701-05012-00	SCREW, FLAT HEAD	2	
10	353-17810-00-00	HOUSING ASSEMBLY, TACH (214-17811-01)	1	
11	93210-13016-00	O-RING	1	
12	214-17841-01-00	GEAR, DRIVEN	1	
13	93210-07100-00	O-RING	1	
14	214-17847-00-00	SHIM (7.5-10.8-0.4)	1	
15	90383-10005-00	BUSH, FORMED (214-17815-00) 01	1	
16	5U7-17812-00-00	STOPPER	1	
17	97011-06010-00	BOLT	1	



INTAKE

Ref. No.	Part Number	Description	Qty	Remarks
1	1A0-14411-00-00	INACTIVE PART NUMBER	1	
2	1A0-14451-01-00	ELEMENT, AIR CLNR	1	
3	1A0-14412-01-00	CAP, CLEANER CASE 1	1	
4	4L0-14457-01-00	SEAL	1	

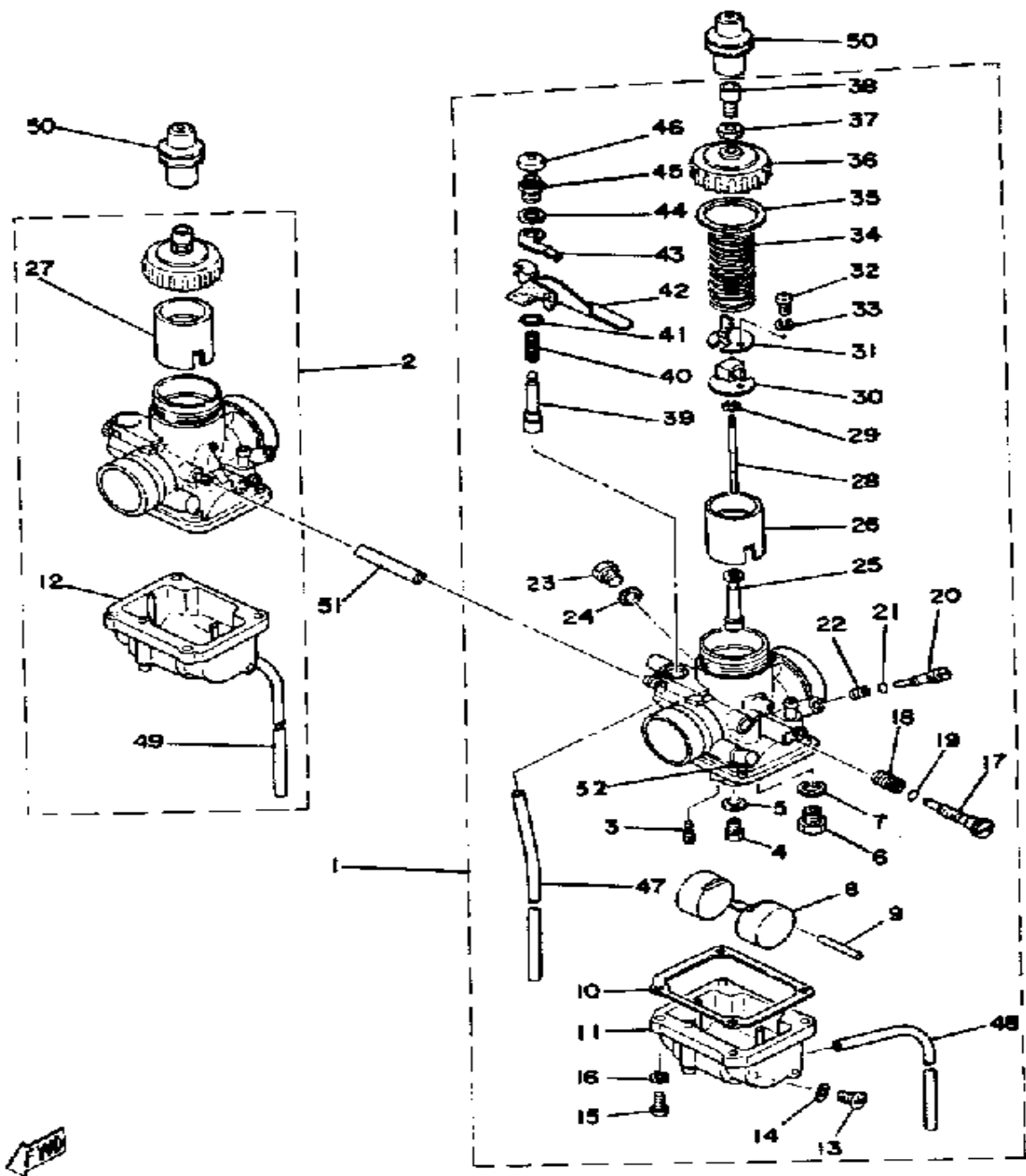
CARBURETOR



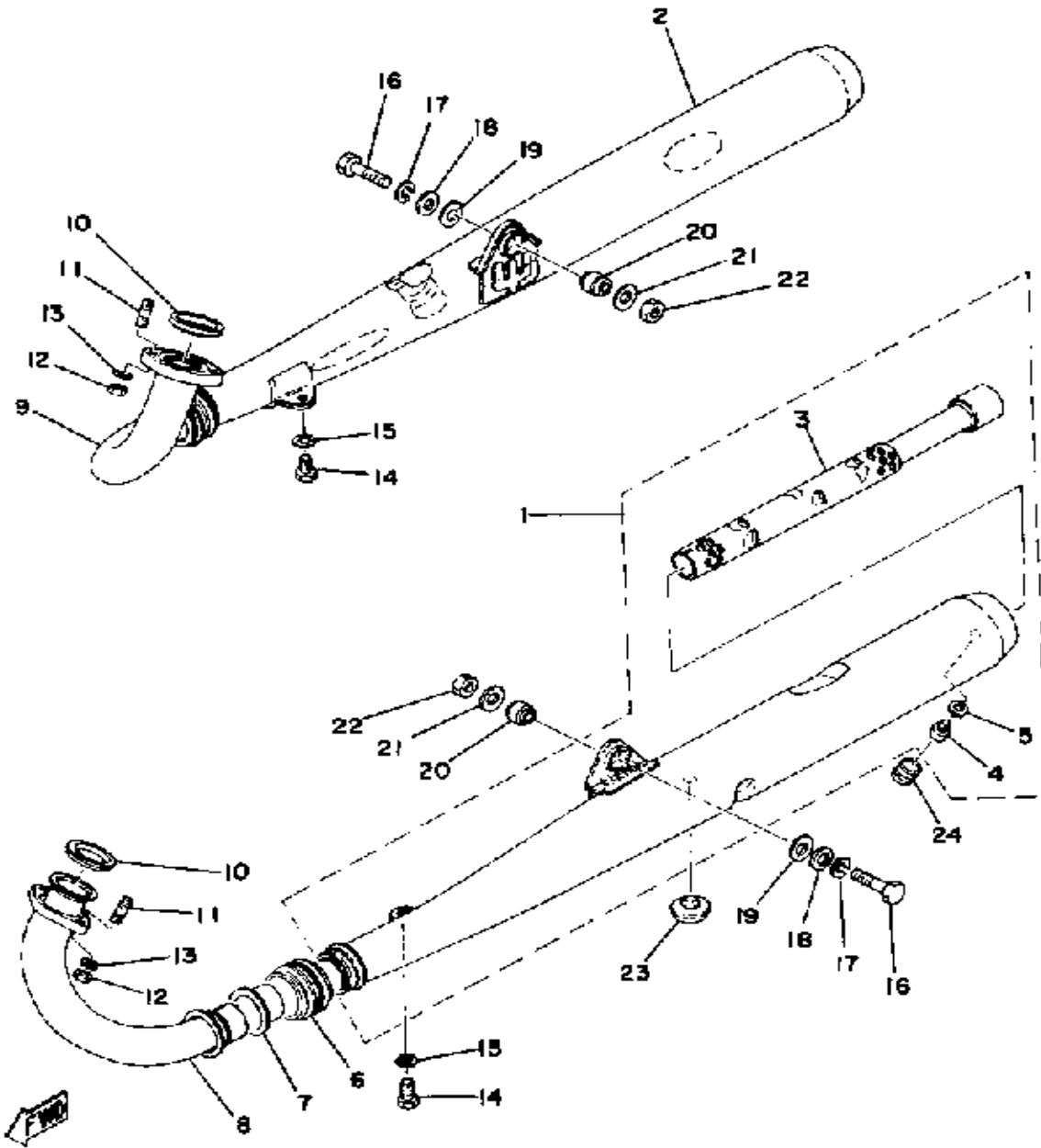
Ref. No.	Part Number	Description	Qty	Remarks
1	1A1-14101-00-00	CARBURETOR ASSEMBLY 1	1	
2	1A1-14102-00-00	INACTIVE PART NUMBER	1	
3	193-14142-25-A0	. JET, PILOT # 5	2	
4	137-14143-22-A0	. JET, MAIN #1 0	2	U.R.
	137-14143-23-A0	. JET, MAIN #1 5	2	U.R. STD
	137-14143-24-00	. JET, MAIN #120 (#120)	2	U.R.
5	137-14153-00-00	. WASHER, MAIN JET	2	
6	23L-14107-25-00	. NEEDLE VALVE SET	2	
7	214-14195-00-00	. WASHER, NEEDLE VALVE	2	
8	1A0-14185-00-00	. FLOAT	2	
9	127-14186-00-00	. PIN, FLOAT	2	
10	360-14184-01-00	. GASKET, FLOAT CHMBR	2	
11	1A0-14181-14-00	. INACTIVE PART NUMBER	1	
12	1A0-14183-00-00	. INACTIVE PART NUMBER	1	
13	266-14191-00-00	. PLUG, DRAIN	2	
14	266-14126-00-00	. GASKET	2	
15	98503-04014-00	. SCREW, PAN HEAD	8	
16	92901-04100-00	. WASHER, SPRING	8	
17	493-14122-00-00	. SCREW, THROTTLE (443-14122-00)	2	
18	493-14133-00-00	. SPRING, THRTL STOP	2	
19	214-14147-00-00	. O-RING	2	
20	10W-14104-00-00	. AIR SCREW SET	2	
21	354-14147-00-00	. O-RING	2	
22	127-14134-00-00	. SPRING, AIR ADJUSTING	2	
23	1A0-14991-00-00	. SCREW	2	
24	256-14956-01-00	. WASHER	2	
25	360-14141-42-00	. NOZZLE, MAIN	2	
26	1A0-14112-25-00	. INACTIVE PART NUMBER (#2.5)	1	

CONTINUED ON NEXT FRAME ➤

CARBURETOR

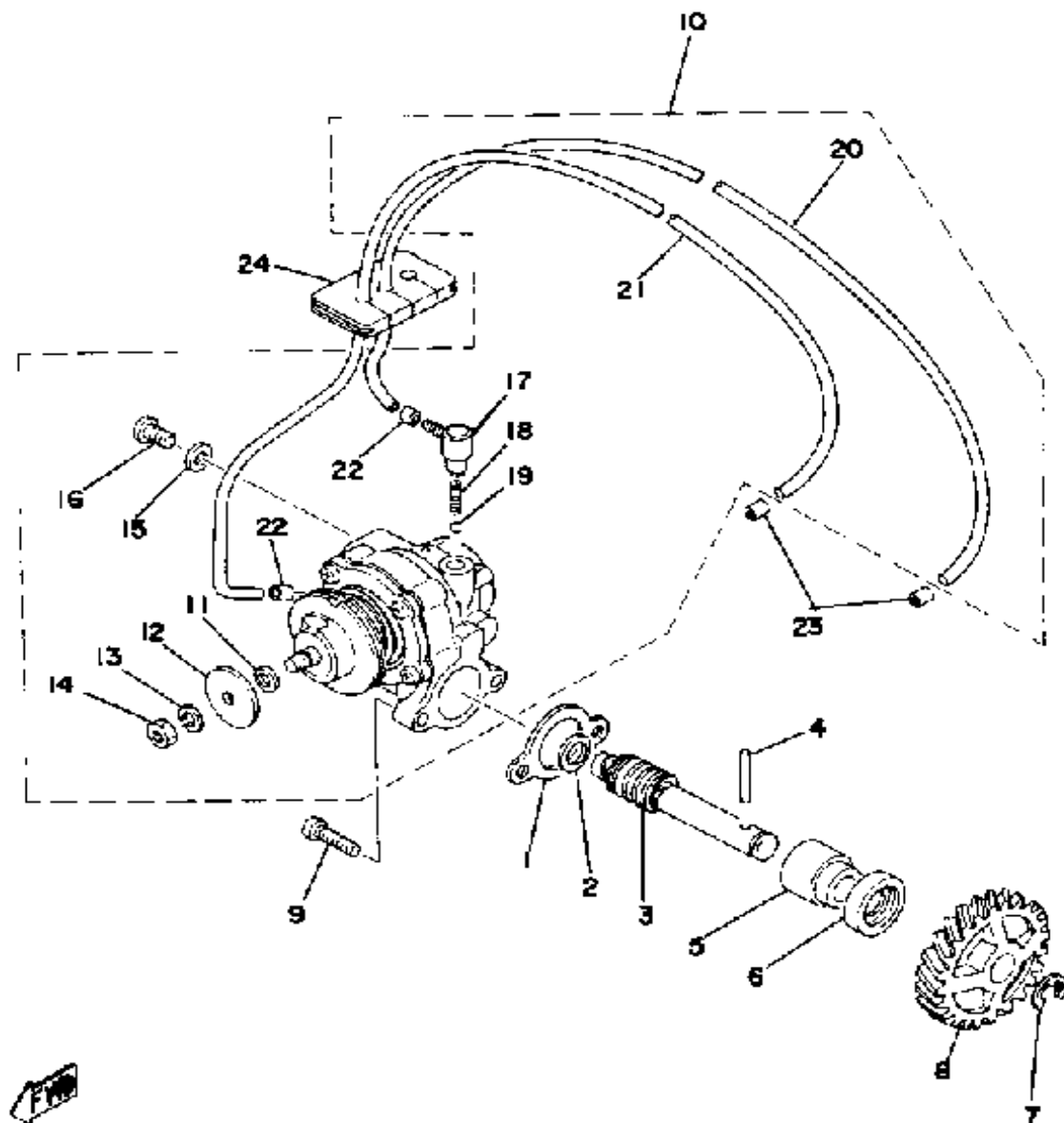


Ref. No.	Part Number	Description	Qty	Remarks
27	1A0-14113-25-00	. INACTIVE PART NUMBER (#2.5)	1	
28	522-14116-01-00	. NEEDLE	2	
29	164-14137-00-00	. CLIP	2	
30	1A0-14243-00-00	. INACTIVE PART NUMBER	2	
31	1A0-14253-00-00	. INACTIVE PART NUMBER	2	
32	98580-03010-00	. SCREW, PAN HEAD (98502-03010)	4	
33	92990-03100-00	. WASHER, SPRING (92901-03100)	4	
34	360-14131-00-00	. SPRING, THRTL VALVE	2	
35	246-14126-00-00	. GASKET	2	
36	802-14158-00-00	. TOP, MIXING CHAMBER	2	
37	802-14161-00-00	. NUT, CABLE ADJUSTING	2	
38	360-14124-20-00	. SCREW, CABLE ADJUSTING	2	
39	1A0-14171-00-00	. PLUNGER, STARTER	1	
40	256-14135-00-00	. SPRING, PLUNGER	1	
41	93220-09001-00	. O-RING	1	
42	1A0-14175-00-00	. INACTIVE PART NUMBER	1	
43	170-14178-00-00	. INACTIVE PART NUMBER	1	
44	1A0-14179-00-00	. INACTIVE PART NUMBER	1	
45	500-14174-00-00	. INACTIVE PART NUMBER	1	
46	802-14173-00-00	. COVER, PLUNGER CAP	1	
47	1A0-14197-00-00	. PIPE, AIRVENT	2	
48	47X-14196-00-00	. PIPE	1	
49	47X-14196-00-00	. PIPE	1	
50	1A0-14169-00-00	INACTIVE PART NUMBER	2	
51	90445-09056-00	HOSE	1	
52	1A1-14000-99-00	INACTIVE PART NUMBER	1	



EXHAUST

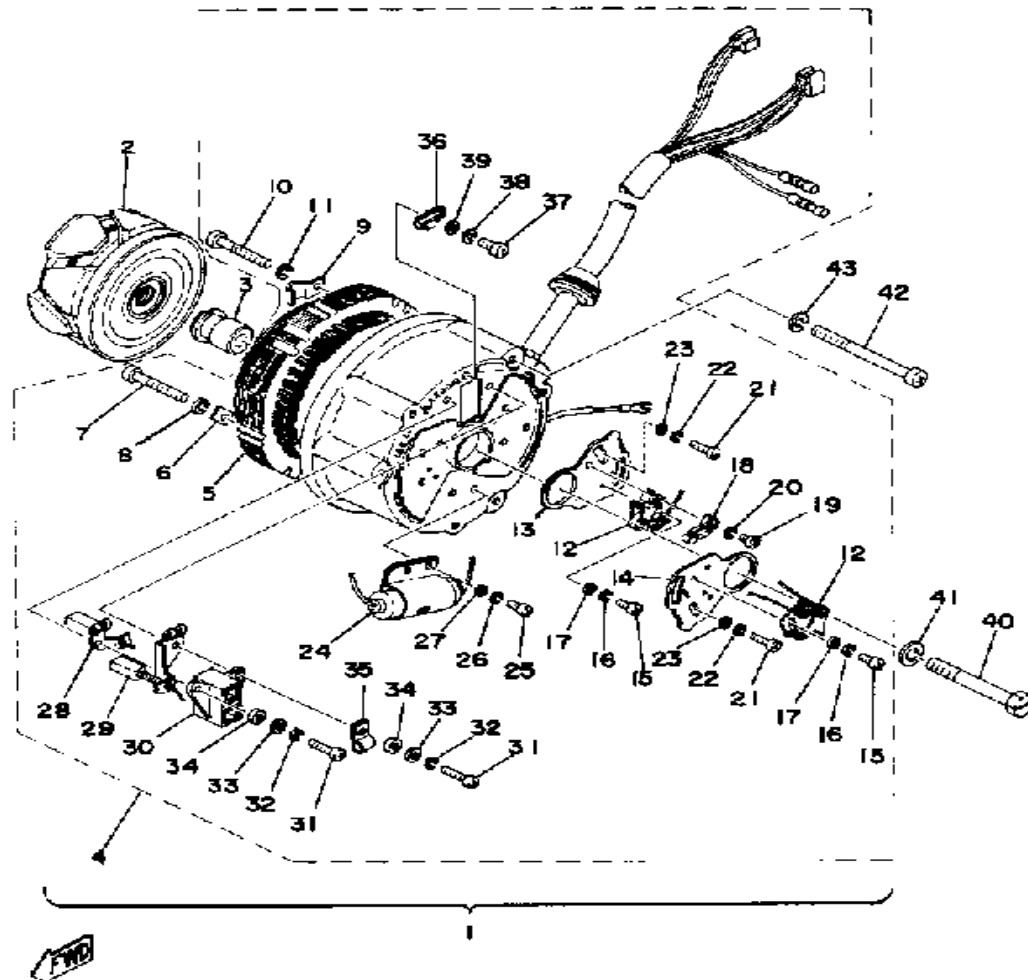
Ref. No.	Part Number	Description	Qty	Remarks
1	1A1-14710-00-00	INACTIVE PART NUMBER	1	
2	1A1-14720-00-00	INACTIVE PART NUMBER	1	
3	521-14753-00-00	. SILENCER, EXHAUST	2	
4	98580-06010-00	. SCREW, PAN HEAD (92503-06010)	2	
5	92995-06100-00	. WASHER, SPRING	2	
6	1A1-14615-02-00	JOINT, EXHAUST L	2	
7	1A1-14714-02-00	GASKET, MUFFLER	2	
8	1A1-14611-00-00	INACTIVE PART NUMBER	1	
9	1A1-14621-00-00	INACTIVE PART NUMBER	1	
10	1A0-14613-00-00	GASKET, EXST PIPE	2	
11	90116-08166-00	BOLT, STUD (246-14651-00)	4	
12	95333-08600-00	NUT	4	
13	92990-08100-00	WASHER	4	
14	97313-08018-00	BOLT, HEXAGON (97301-08016)	2	
15	92990-08100-00	WASHER	2	
16	90101-10257-00	BOLT	2	
17	92990-10100-00	WASHER, SPRING	2	
18	92990-10200-00	WASHER, PLAIN	2	
19	90201-10437-00	WASHER, PLATE	2	
20	168-21639-00-00	DAMPER 2	2	
21	90201-15239-00	WASHER, PLATE	2	
22	90179-10123-00	NUT, SPEC'L SHAPE	2	
23	1A0-27114-00-00	STOPPER, MAIN STAND	1	
24	90480-14153-00	GROMMET	2	



OIL PUMP

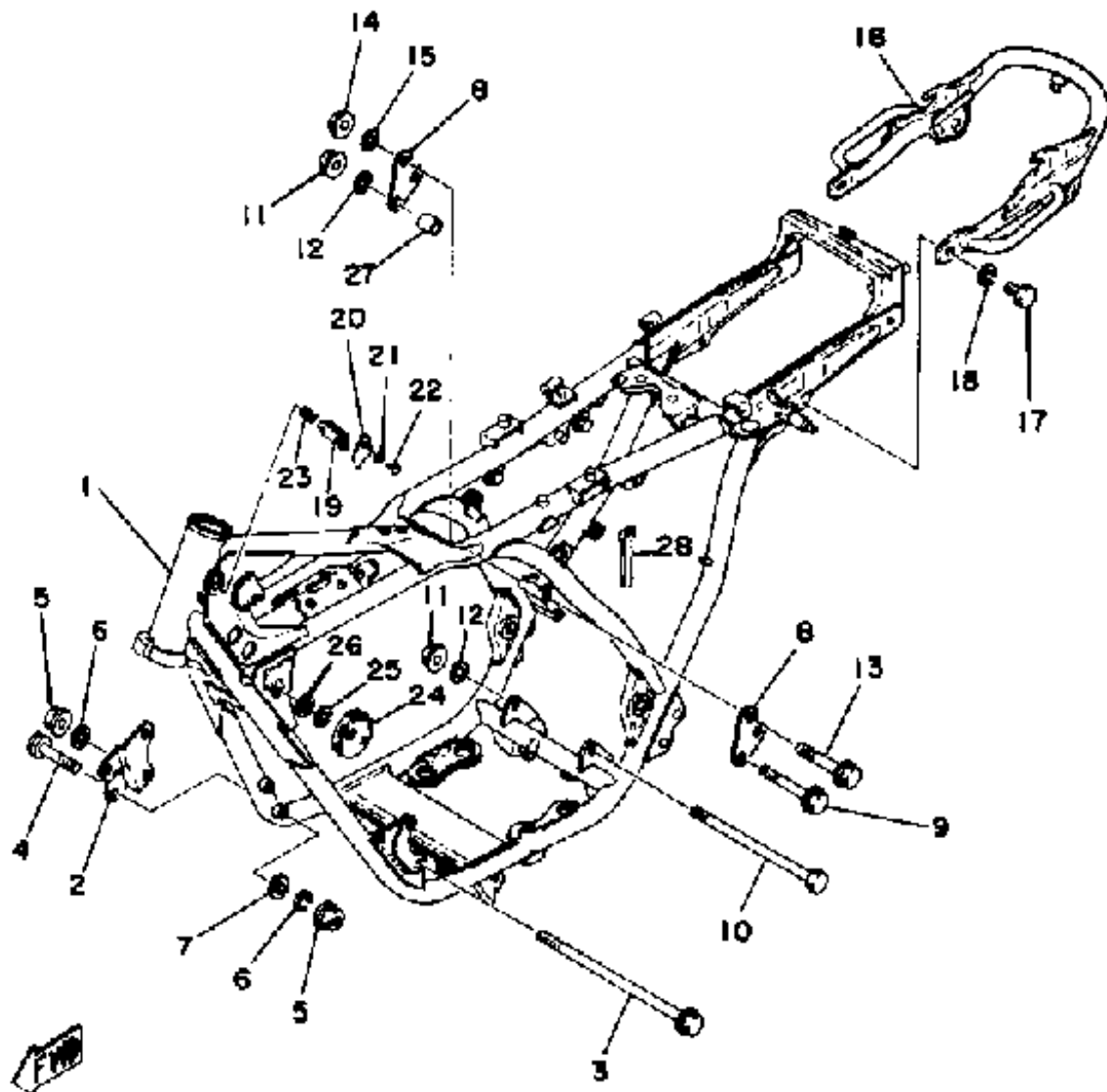
Ref. No.	Part Number	Description	Qty	Remarks
1	3MT-13116-00-00	GASKET, PUMP CASE (8Y0-13116-00)	1	
2	90201-08624-00	WASHER, PLATE	1	
3	214-13175-02-00	INACTIVE PART NUMBER	1	
4	93603-22028-00	PIN, DOWEL	1	
5	1E7-13176-00-00	METAL, WRM SHAF OTR	1	
6	93101-10002-00	OIL SEAL	1	
7	99001-08600-00	CIRCLIP	1	
8	1A1-13178-00-00	GEAR, PUMP DRIVE	1	
9	98580-05016-00	SCREW, PAN HEAD	2	
10	1A1-13101-01-00	OIL PUMP ASSEMBLY	1	
11	137-13137-00-03	. SHIM (0.3T)	1	
	137-13137-00-05	. SHIM (0.5T)	1	
	137-13137-00-10	. SHIM (1.0T)	1	
12	137-13138-01-00	. PLATE, ADJUSTING	1	
13	92990-05100-00	. WASHER, SPRING	1	
14	95380-05600-00	. NUT	1	
15	90430-04004-00	. GASKET	1	
16	98901-04008-00	. SCREW, BIND	1	
17	353-13552-01-00	. NOZZLE	2	
18	90501-02018-00	. SPRING, COMPRESSION	2	
19	93505-32002-00	. BALL	2	
20	90445-05773-00	. HOSE	1	
21	90445-05301-00	. HOSE (214-13161-01)	1	
22	90468-02033-00	. CLIP	2	
23	90468-02033-00	CLIP	2	
24	278-13174-00-00	HOLDER, OIL PIPE	1	

A - C - GENERATOR



Ref. No.	Part Number	Description	Qty	Remarks
1	1A0-81600-61-00	INACTIVE PART NUMBER	1	
2	1A0-81650-20-00	. ROTOR ASSEMBLY	1	
3	1A0-81651-20-00	. CAM	1	
4	1A0-81610-61-00	. INACTIVE PART NUMBER ...	1	
5	1A0-81640-60-00	.. ARMATURE ASSEMBLY ...	1	
6	1A0-81639-20-00	.. INACTIVE PART NUMBER ..	2	
7	98501-05035-00	.. SCREW, PAN HEAD	2	
8	92990-05100-00	.. WASHER, SPRING	2	
9	1A0-81627-20-00	.. INACTIVE PART NUMBER ..	1	
10	98501-05035-00	.. SCREW, PAN HEAD	1	
11	169-28121-00-00	. INACTIVE PART NUMBER ...	1	TUNE-UP KIT
	1A0-81621-20-00	. CONTACT BRKR ASSEMBLY	2	TUNE-UP KIT
	360-81625-90-00	. CONDENSER 1	1	TUNE-UP KIT
	92990-05100-00	.. WASHER, SPRING	1	
	ACC-01100-55-00	TUNE KIT RD400C		TUNE-UP KIT
	NGK-B8ES0-00-00	. PLUG, SPARK (NGK B8ES) ..	2	TUNE-UP KIT
12	1A0-81621-20-00	.. CONTACT BRKR ASSEMBLY	2	
13	1A0-81623-20-00	.. PLATE, CONTACT BRKR ...	1	

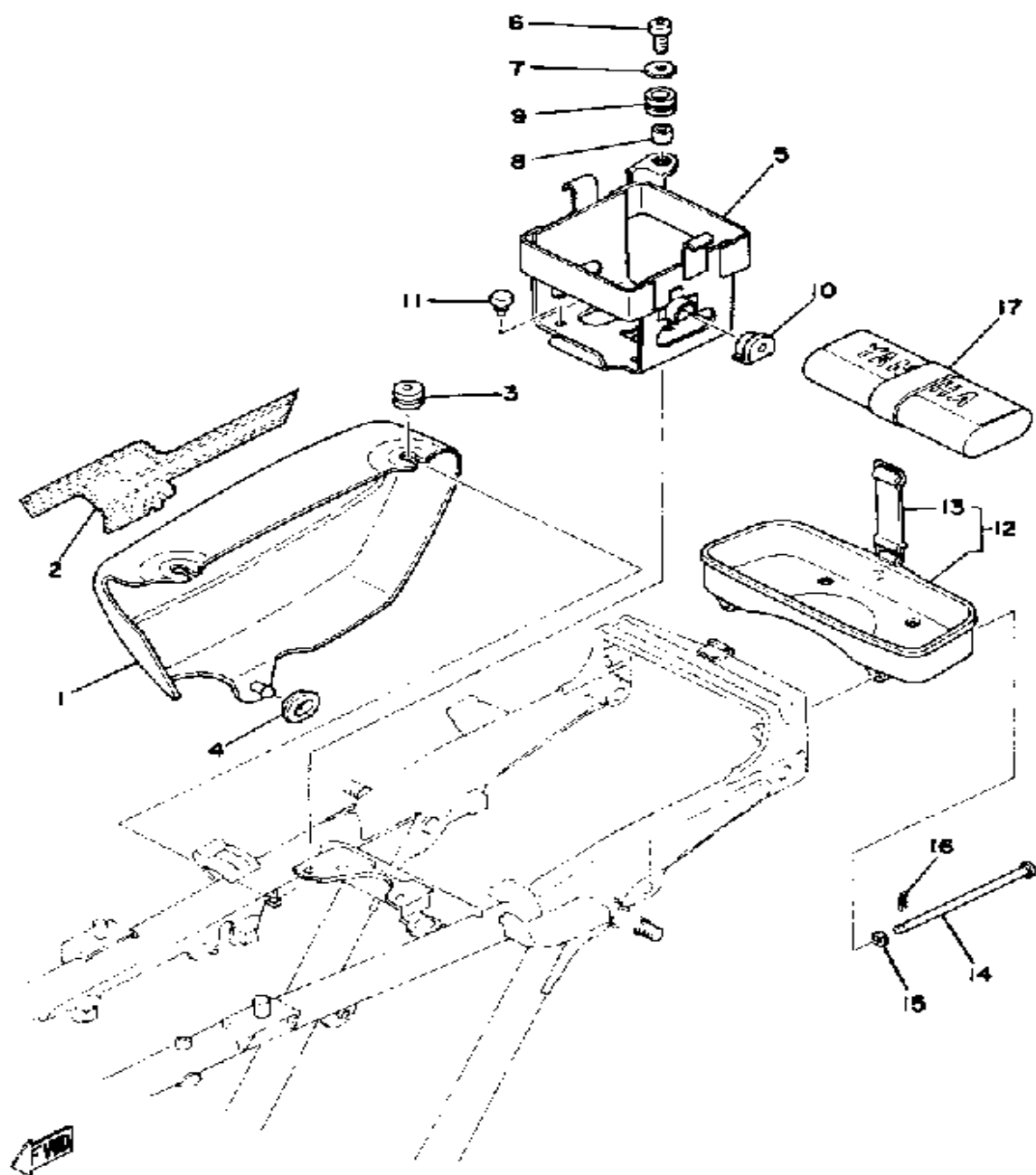
Field Coil Color Code/ Ω	Rotor: $5.6\Omega \pm 10\%$ Stator: $0.23\Omega \pm 10\%$
Ignition Coil test gap/Primary Ω / Secondary Ω	6mm / $1.4\Omega \pm 10\%$ / $6.6K\Omega \pm 20\%$
Battery—model/spec. grav./chg rate x hour	12N 5.5-3B / 1.280 / 0.5A x 10 hr.
Headlight/Tailight/Signal Rating	12V 40-30W / 12V27-8WX2 / 12V27W
Point Gap/Condenser Capacitance	0.30 ~ 0.40mm / $0.22\mu F \pm 10\%$
Spark Plug Type	NGK B8ES
Spark Plug Gap/Torque/Cap Ω	0.6 ~ 0.7mm / 2.0kg-m / $10K\Omega \pm 10\%$
Timing Static	2.3mm \pm 0.15mm BTDC
Dynamic	Fixed
ELECTRICAL — System/Type	AC Generator / Battery Ignition



FRAME

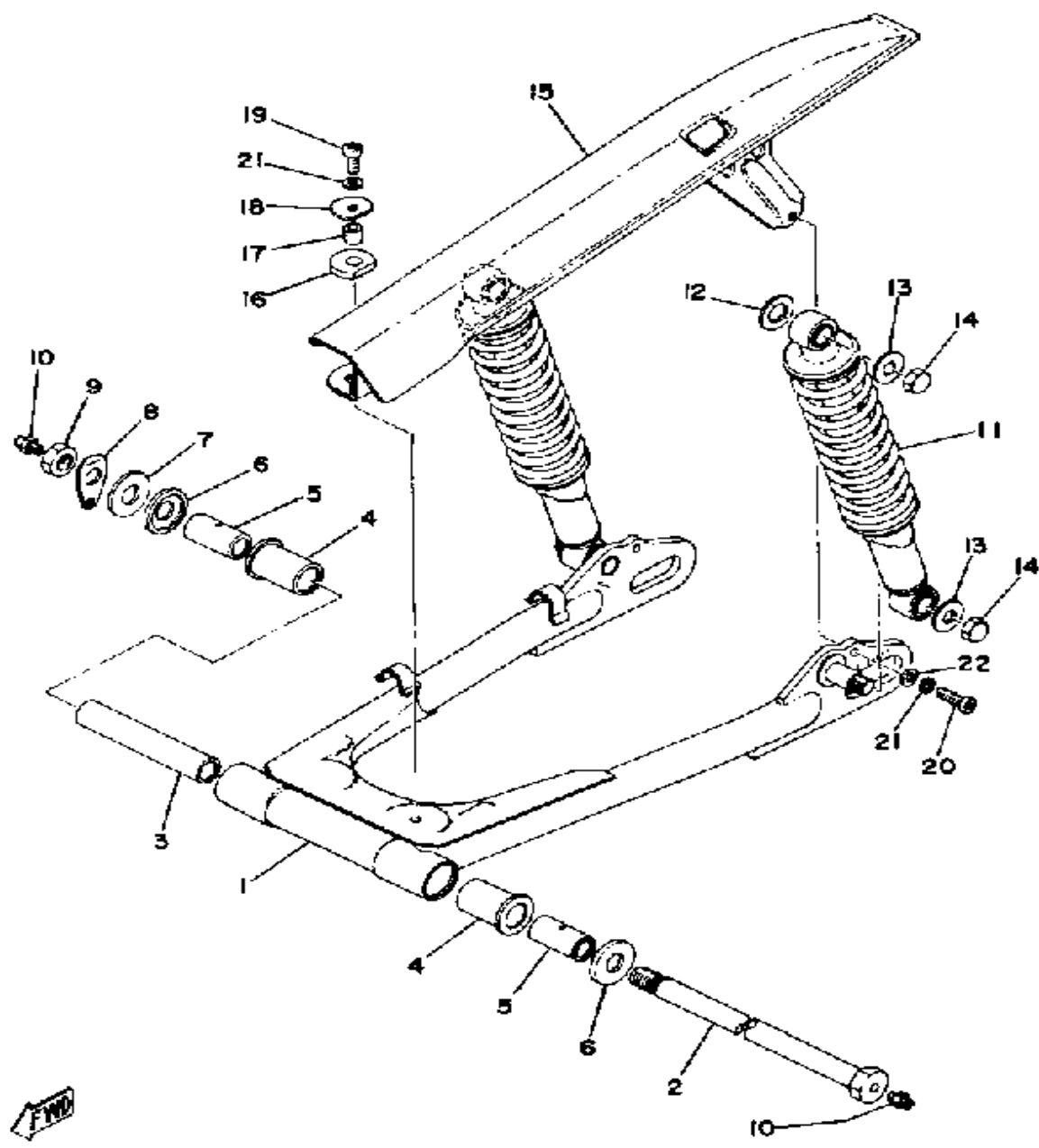
Ref. No.	Part Number	Description	Qty	Remarks
1	1A1-21110-00-33	INACTIVE PART NUMBER	1	YAMAHA BLACK
2	1A0-21317-00-33	STAY, ENGINE 4	1	YAMAHA BLACK
3	90105-08033-00	BOLT, WASHER BASED	2	
4	95811-08055-00	BOLT, FLANGE	2	
5	95701-08500-00	NUT, FLANGE	4	
6	92990-08100-00	WASHER	4	
7	92990-08200-00	WASHER, PLAIN	2	
8	1A1-21315-00-00	STAY, ENGINE 2	2	
9	95811-10070-00	BOLT, flange (95812-10070-00)	1	
10	90101-10297-00	BOLT	1	
11	95701-10500-00	NUT, FLANGE (95702-10500) . .	2	
12	92990-10100-00	WASHER, SPRING	2	
13	95811-08070-00	BOLT, FLANGE	2	
14	95701-08500-00	NUT, FLANGE	2	
15	92990-08100-00	WASHER	2	
16	1A0-21645-10-00	INACTIVE PART NUMBER	1	
17	97313-08020-00	BOLT, HEXAGON	2	
18	92990-08100-00	WASHER	2	
19	2A6-23408-00-00	STEERING LOCK ASSEMBLY .	1	
20	3DM-23484-00-00	CAP, HANDLE LOCK	1	
21	90206-04003-00	WASHER, WAVE (214-23488-00)	1	
22	90269-04003-00	RIVET	1	
23	90502-09024-00	SPRING, CONICAL	1	
24	355-85111-01-00	REFLECTOR, FRONT 1	2	
25	92990-05100-00	WASHER, SPRING	2	
26	92990-05200-00	WASHER, PLAIN	2	
27	90387-12101-00	COLLAR	1	
28	437-83936-11-00	BAND, SWITCH CORD	1	

SIDE COVER - BOX

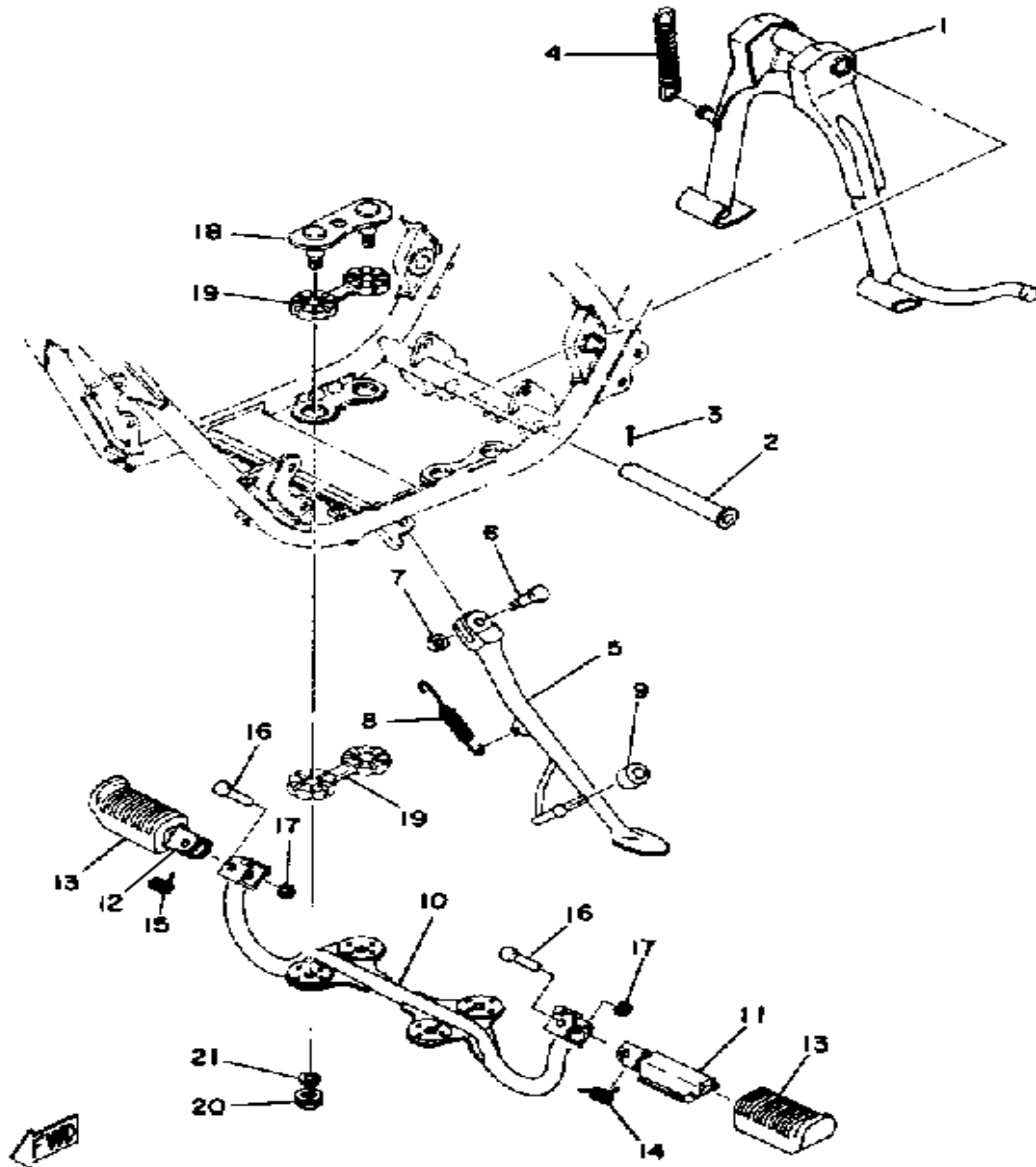


Ref. No.	Part Number	Description	Qty	Remarks
1	1A1-21721-00-20	COVER, SIDE 2	1	CRYSTAL SILVER
2	1A1-21784-60-00	INACTIVE PART NUMBER	1	CRYSTAL SILVER
3	90480-12053-00	GROMMET	2	
4	90480-01401-00	GROMMET	1	
5	1A0-21170-01-33	INACTIVE PART NUMBER	1	YAMAHA BLACK
6	92503-05025-00	INACTIVE PART NUMBER	1	
7	90201-06067-00	WASHER, PLATE	1	
8	90387-07390-00	COLLAR	1	
9	90480-14023-00	GROMMET	1	
10	1A0-21746-01-00	DAMPER	2	
11	141-21717-00-00	DAMPER	4	
12	1A0-21107-00-00	INACTIVE PART NUMBER	1	
13	122-82131-00-00	. BAND, BATTERY	1	
14	91701-05120-00	PIN, CLEVIS	2	
15	92901-05600-00	WASHER, PLATE	2	
16	90468-10050-00	CLIP	2	
17	1KT-W2810-00-00	TOOL KIT	1	

REAR ARM - REAR CUSHION



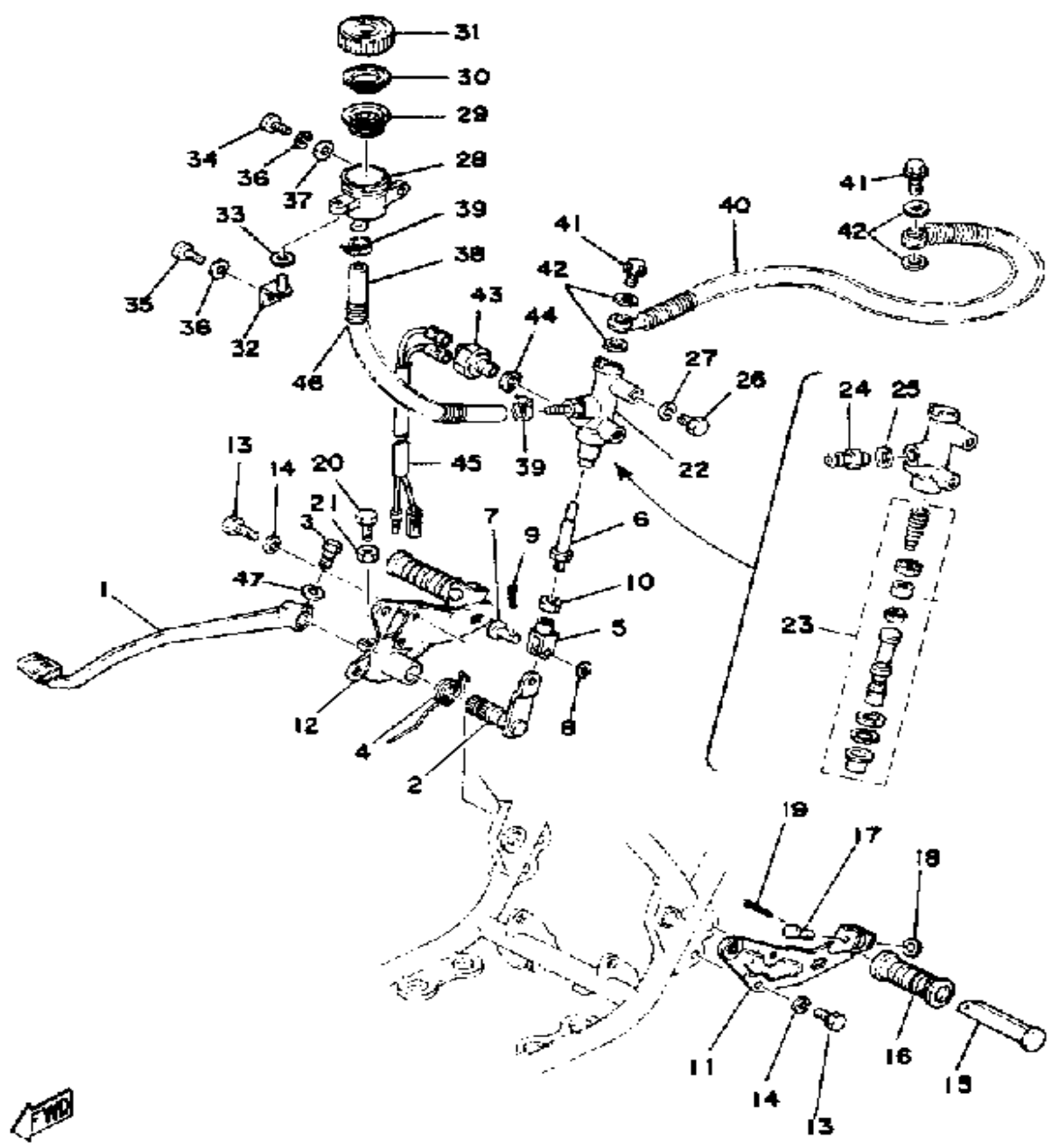
Ref. No.	Part Number	Description	Qty	Remarks
1	1A1-22110-01-33	INACTIVE PART NUMBER	1	YAMAHA BLACK
2	156-22141-00-00	SHAFT, PIVOT	1	
3	90387-16128-00	COLLAR (150-22126-00)	1	
4	90386-22018-00	BUSH, SPEC'L NYLON (148-22123-00)	2	
5	90387-16226-00	COLLAR (150-22124-00)	2	
6	1A0-22128-00-00	COVER, THRUST 1	2	
7	240-22127-00-00	SHIM	1	
8	1A0-22149-00-00	WASHER, LOCK	1	
9	90170-14403-00	NUT	1	
10	93700-06M03-00	NIPPLE, GREASE	2	
11	1A1-22210-22-23	UNAVAILABLE IN PRICE BOOK	2	
12	90201-14218-00	WASHER, PLATE	2	
13	90201-10437-00	WASHER, PLATE	4	
14	90176-10013-00	NUT, CROWN	4	
15	1A0-22311-00-33	CASE, CHAIN	1	YAMAHA BLACK
16	278-22332-00-00	DAMPER, CHAIN CASE	1	
17	90387-062N2-00	COLLAR	1	
18	90209-06034-00	WASHER, SPEC'L SHAP	1	
19	98580-06020-00	SCREW	1	
20	98580-06018-00	SCREW, PAN HEAD	1	
21	92995-06100-00	WASHER, SPRING	2	
22	92901-06600-00	WASHER	1	



STAND - FOOTREST

Ref. No.	Part Number	Description	Qty	Remarks
1	278-27111-00-00	INACTIVE PART NUMBER	1	
2	278-27112-00-00	SHAFT, MAIN STAND	1	
3	91401-30030-00	PIN, COTTER	1	
4	90506-35058-00	SPRING, TENSION	1	
5	1A0-27311-00-33	STAND, SIDE	1	YAMAHA BLACK
6	90100-08034-00	UNAVAILABLE IN PRICE BOOK (266-27317-00)	1	
7	95303-08700-00	NUT	1	
8	90507-25023-00	SPRING, TENSION	1	
9	278-27314-00-00	STOPPER	1	
10	1A0-27412-01-00	INACTIVE PART NUMBER	1	
11	1J7-27451-00-00	FOOTREST	1	
12	1A0-27461-00-00	FOOTREST	1	
13	1A0-27413-00-00	COVER, FOOTREST	2	
14	90508-20154-00	SPRING, TORSION	1	
15	90508-20155-00	SPRING, TORSION	1	
16	90243-08006-00	PIN	2	
17	90201-06042-00	WASHER, PLATE	2	

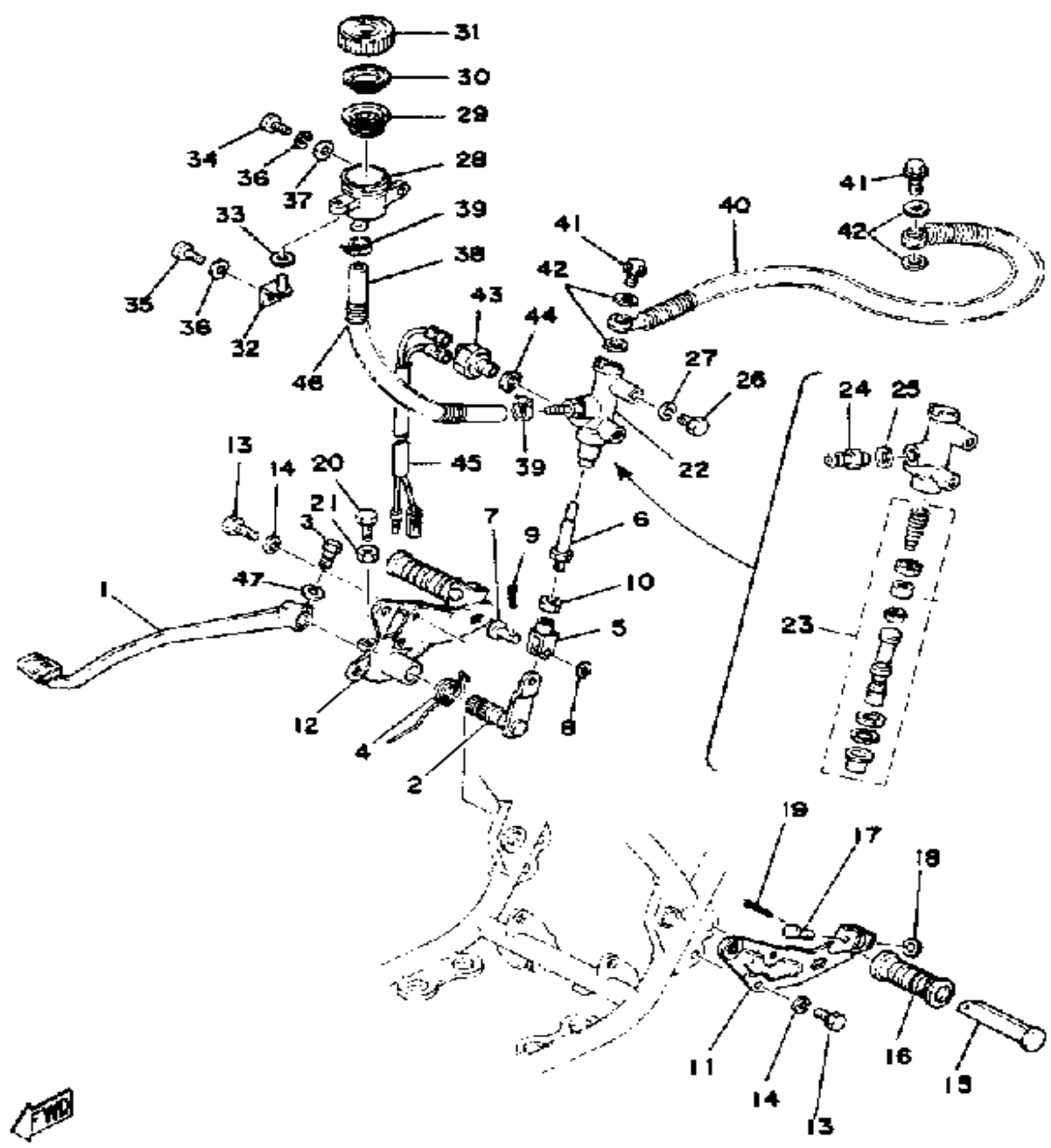
BRAKE PEDAL - MASTER CYLINDER



Ref. No.	Part Number	Description	Qty	Remarks
1	1A0-27211-00-33	PEDAL, BRAKE	1	YAMAHA BLACK
2	1A1-27212-01-00	INACTIVE PART NUMBER	1	
3	90109-06468-00	BOLT	1	
4	90508-40348-00	SPRING, TORSION (90508-35302)	1	
5	1A1-27222-01-00	JOINT	1	
6	1A1-27231-01-00	ROD, BRAKE	1	
7	90240-08013-00	PIN, CLEVIS	1	
8	90201-08083-00	WASHER, PLATE	1	
9	91490-16020-00	PIN, COTTER	1	
10	95303-08700-00	NUT	1	
11	1A0-21445-01-33	INACTIVE PART NUMBER	1	YAMAHA BLACK
12	1A0-21446-01-33	INACTIVE PART NUMBER	1	YAMAHA BLACK
13	97313-08020-00	BOLT, HEXAGON	4	
14	92990-08100-00	WASHER	4	
15	120-27431-00-00	FOOTREST, REAR 1	2	
16	120-27433-00-00	COVER, REAR FOOTREST ...	2	
17	91701-06035-00	PIN, CLEVIS	2	
18	90201-20279-00	WASHER, PLATE	2	
19	91490-16020-00	PIN, COTTER	2	
20	90101-06288-00	BOLT	1	
21	95380-06700-00	NUT	1	
22	1A1-25850-50-00	MSTR CYLINDER ASSEMBLY .	1	
23	1A1-20000-50-00	. CYLINDER KIT	1	
24	1A1-25899-50-00	. INACTIVE PART NUMBER ...	1	
25	1A1-25898-50-00	. INACTIVE PART NUMBER ...	1	
26	97313-08018-00	BOLT, HEXAGON (97301-08016)	2	
27	92990-08100-00	WASHER	2	
28	1A1-25894-01-00	TANK, RESERVOIR	1	

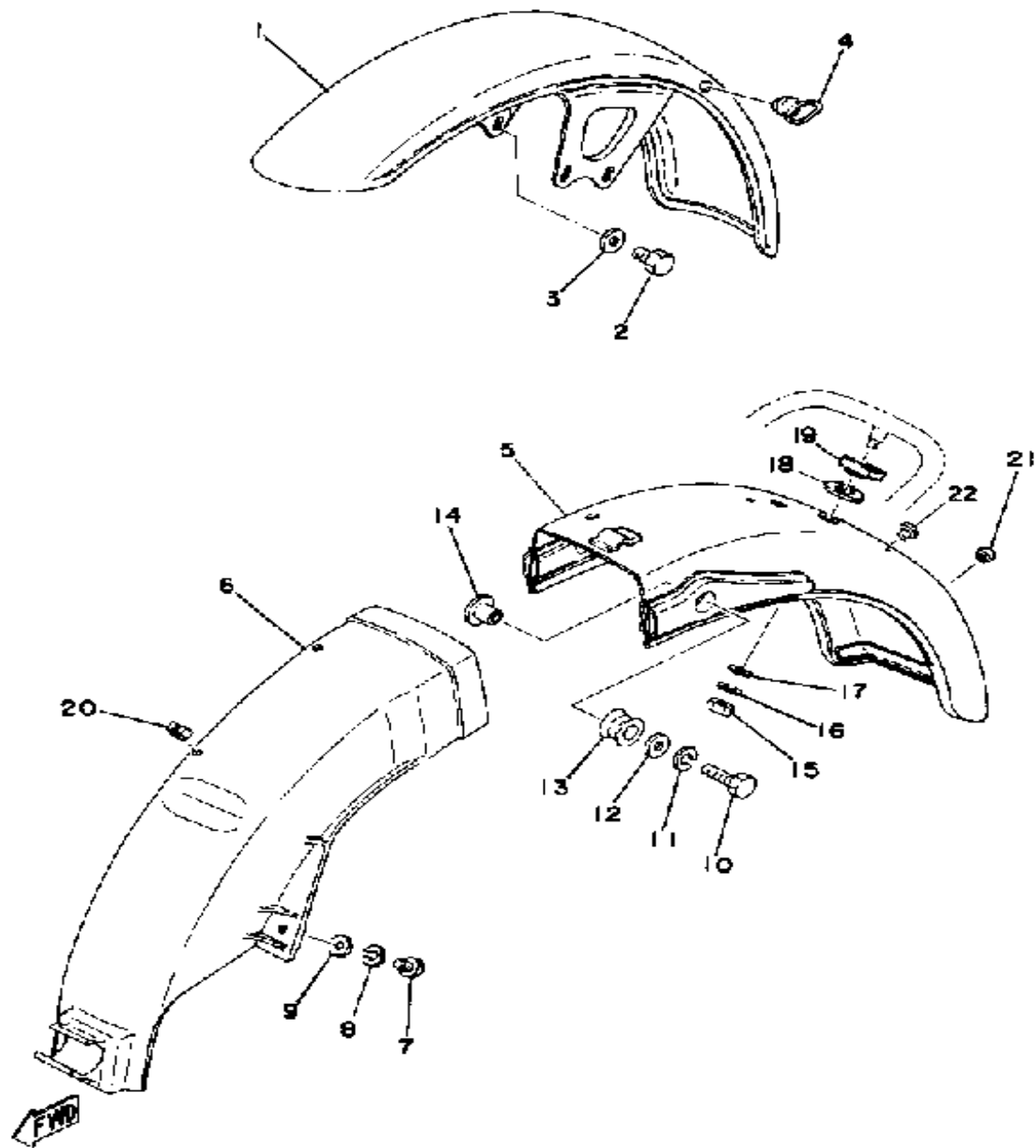
CONTINUED ON NEXT FRAME ➤

BRAKE PEDAL - MASTER CYLINDER

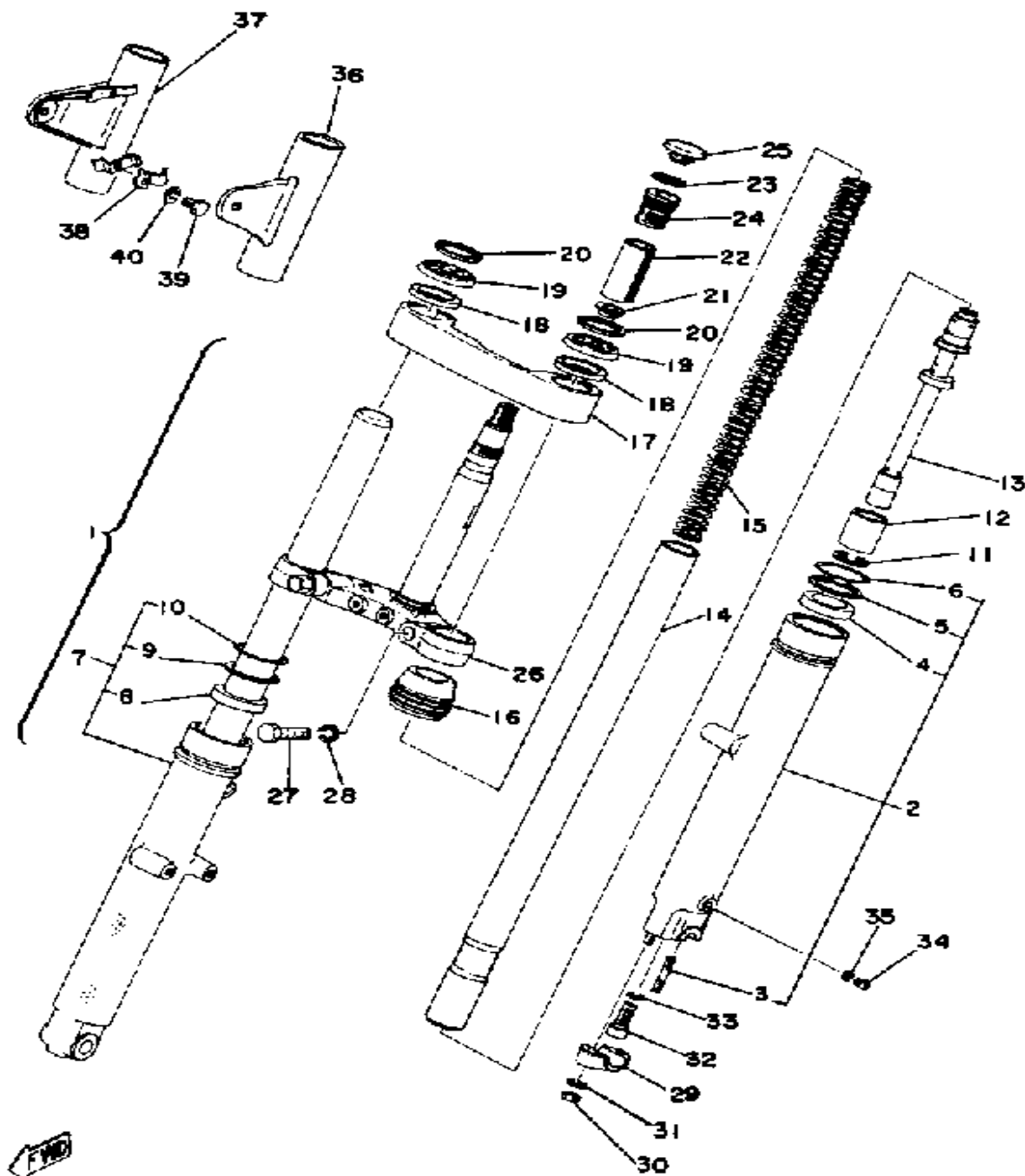


Ref. No.	Part Number	Description	Qty	Remarks
29	360-25854-00-00	DIAPHRAGM, RESERVOIR ...	1	
30	2GU-25855-00-00	BUSH, DIAPHRAGM	1	
31	2KF-25852-50-00	CAP, RESERVOIR	1	
32	1A1-21798-00-00	INACTIVE PART NUMBER	1	
33	90201-06050-00	WASHER, PLATE	1	

FRONT FENDER - REAR FENDER



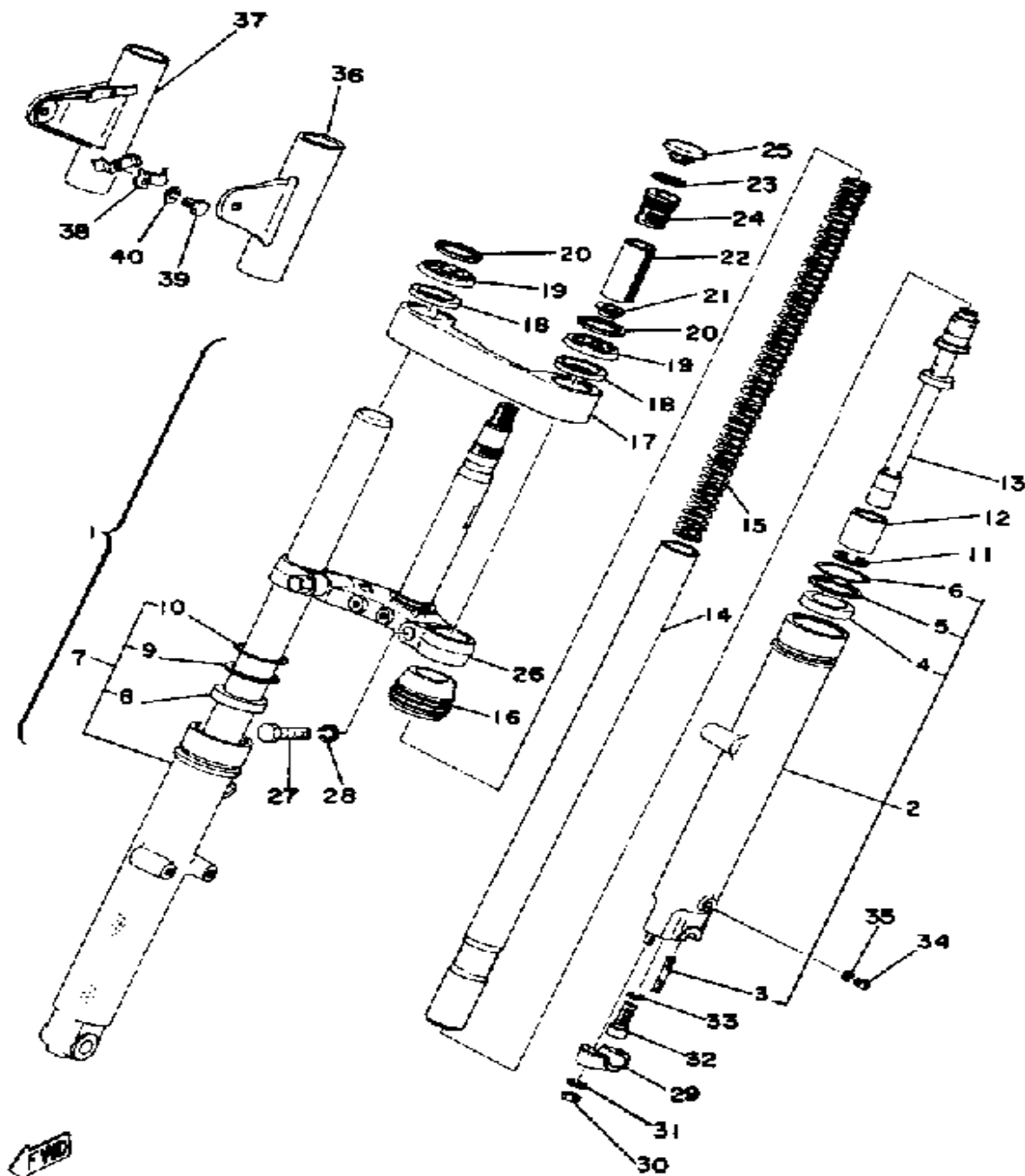
Ref. No.	Part Number	Description	Qty	Remarks
1	1A0-21510-02-93	FENDER, FRONT	1	
2	97313-08018-00	BOLT, HEXAGON (97301-08016)	4	
3	90201-08097-00	INACTIVE PART NUMBER (700-48192-10)	4	
4	1A0-21518-00-00	HOLDER, CABLE	1	
5	1A0-21610-11-93	FENDER, REAR	1	
6	1A0-21629-01-00	GUARD, MUD	1	
7	97313-06016-00	BOLT, HEXAGON	2	
8	92995-06100-00	WASHER, SPRING	2	
9	92901-06600-00	WASHER	2	
10	97301-10035-00	BOLT, HEXAGON	2	
11	92990-10100-00	WASHER, SPRING	2	
12	92990-10600-00	WASHER, PLATE	2	
13	168-21639-00-00	DAMPER 2	2	
14	90179-10220-00	NUT, SPEC'L SHAPE	2	
15	95380-06600-00	NUT	1	
16	92995-06100-00	WASHER, SPRING	1	
17	90201-06073-00	WASHER, PLATE	1	
18	90202-15105-00	INACTIVE PART NUMBER	1	
19	1A2-21638-00-00	DAMPER 1	1	
20	90464-08020-00	CLAMP	1	
21	170-21746-00-00	DAMPER	1	
22	90338-07043-00	PLUG, SPEC'L SHAPE	1	



FRONT FORK

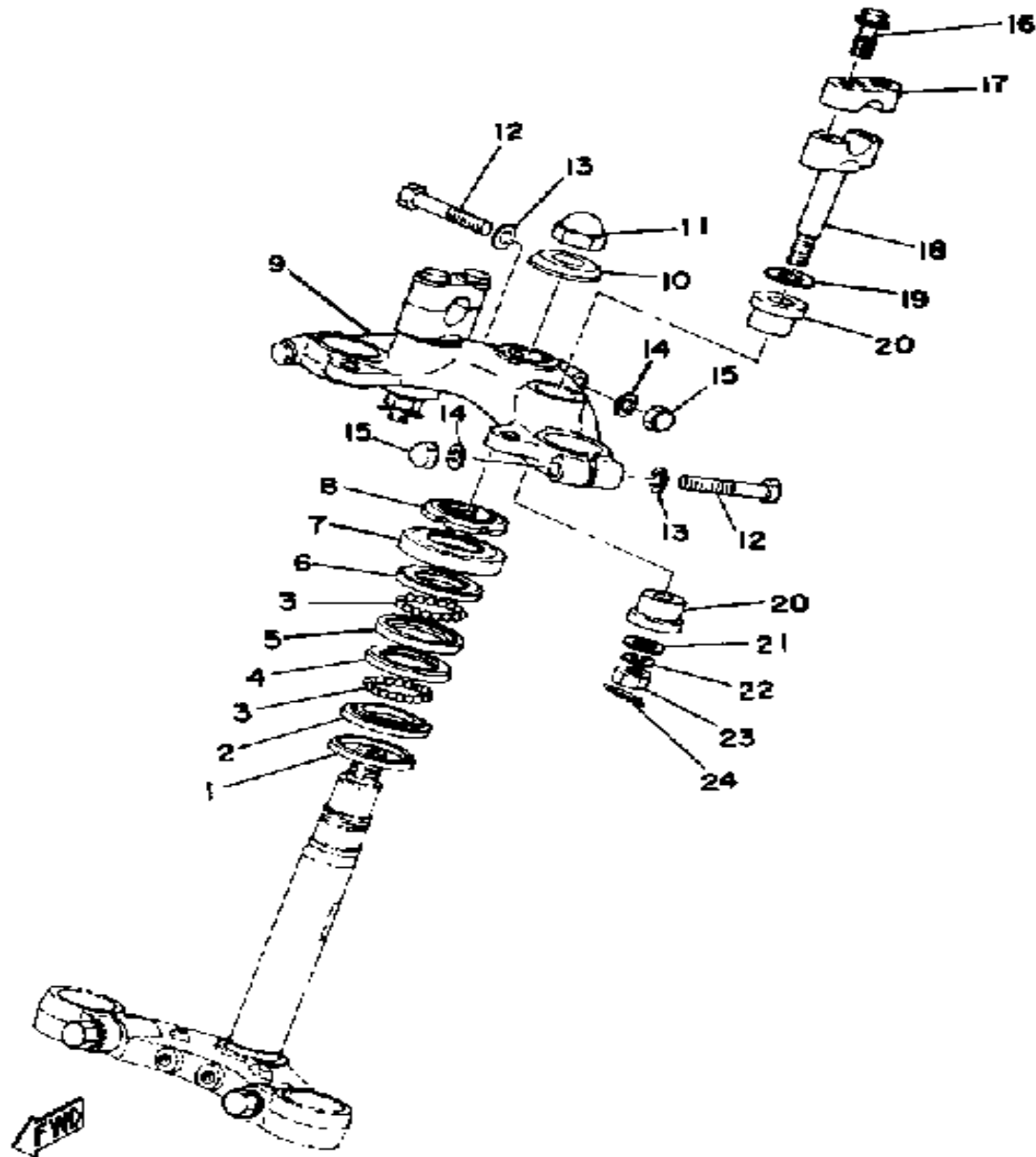
Ref. No.	Part Number	Description	Qty	Remarks
1	1A1-23101-00-00	INACTIVE PART NUMBER	1	
2	1A0-23126-01-00	. INACTIVE PART NUMBER . . .	1	
3	90116-08261-00	.. BOLT, STUD	2	
4	278-23145-51-00	.. OIL SEAL	1	
5	214-23146-00-00	.. WASHER, OIL SEAL	1	
6	214-23156-00-00	.. CLIP, OIL SEAL	1	
7	1A0-23136-01-00	. INACTIVE PART NUMBER . . .	1	
8	278-23145-51-00	.. OIL SEAL	1	
9	214-23146-00-00	.. WASHER, OIL SEAL	1	
10	214-23156-00-00	. CLIP, OIL SEAL	1	
11	93450-30033-00	. CIRCLIP, INNER	2	
12	434-23171-00-00	. INACTIVE PART NUMBER . . .	2	
13	1A0-23170-01-00	. INACTIVE PART NUMBER . . .	2	
14	1A1-23124-00-00	. INACTIVE PART NUMBER . . .	2	
15	1A1-23141-00-00	. SPRING, FRONT FORK (1A0-23141-00)	2	
16	584-23144-50-00	. SEAL, DUST	2	
17	1A0-23122-00-00	. INACTIVE PART NUMBER . . .	1	
18	291-23163-61-00	. GASKET (LAMP STAY)	2	
19	2R8-23116-00-00	. GUIDE, COVER LOWER	2	
20	2R8-23115-00-00	. INACTIVE PART NUMBER . . .	2	
21	256-23142-60-00	. SEAT, SPRING UPPER	2	
22	214-23118-00-00	. INACTIVE PART NUMBER . . .	2	
23	2F0-23114-00-00	. GASKET	2	
24	1T3-23111-50-00	. BOLT, CAP	2	
25	1T3-23168-50-00	. CAP, FRONT FORK	2	
26	1A2-23340-30-33	. UNDER BRACKET	1	YAMAHA BLACK
27	306-23346-60-00	. BOLT 1	2	
28	92901-12100-00	. WASHER, SPRING	2	

CONTINUED ON NEXT FRAME ➤



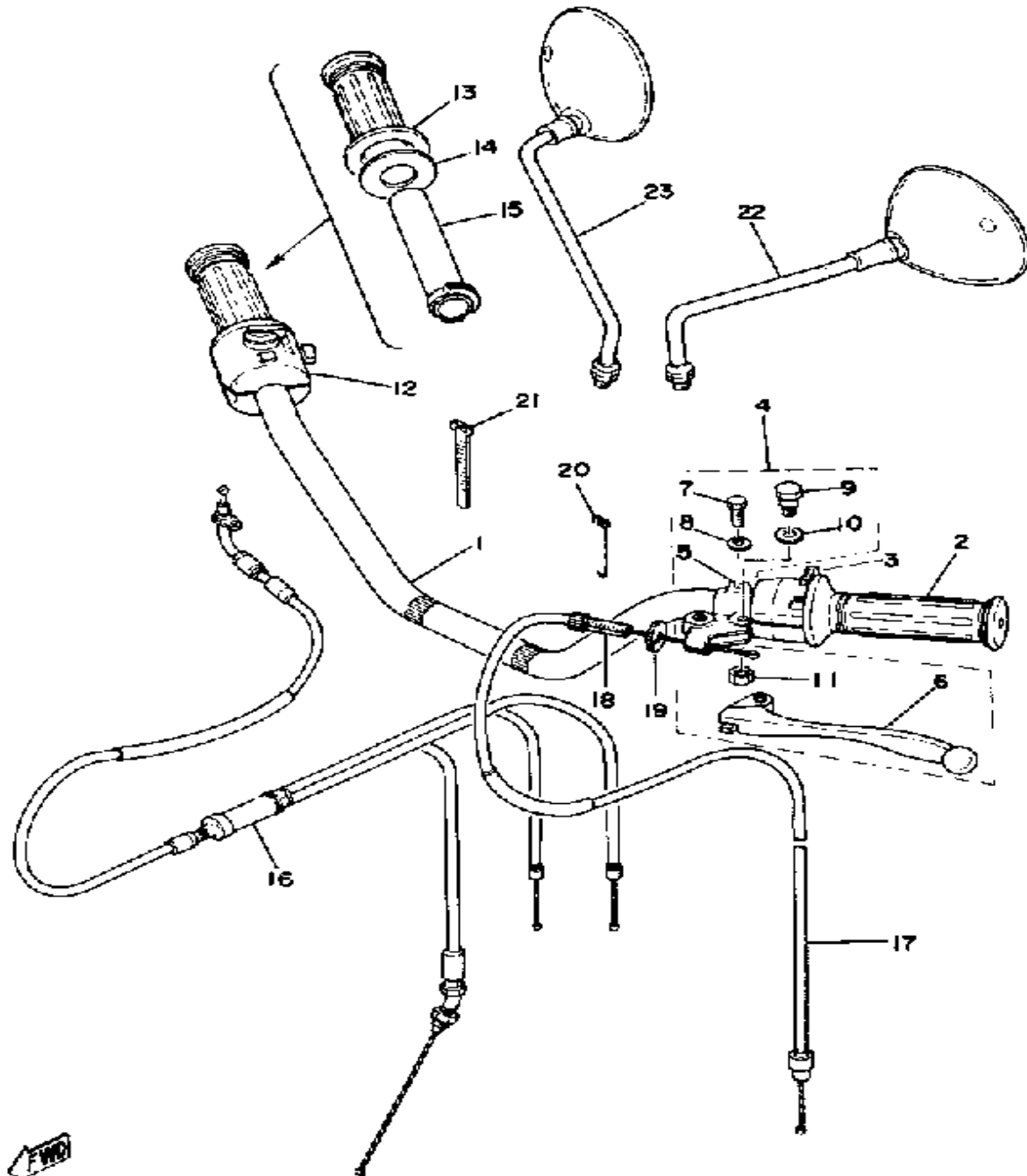
FRONT FORK

Ref. No.	Part Number	Description	Qty	Remarks
29	306-23167-60-00	. INACTIVE PART NUMBER ...	1	
30	90185-08089-00	. NUT, SELF-LOCKING	2	
31	92901-08600-00	. WASHER	2	
32	278-23181-50-00	. BOLT, HEXAGON SOCKET HEAD	2	
33	509-23158-L0-00	. GASKET	2	
34	98580-04008-00	. SCREW, PAN HEAD	2	
35	122-23129-00-00	. GASKET, DRAIN PLUG	2	
36	1A0-23121-01-33	COVER, UPPER 1	1	YAMAHA BLACK
37	1A0-23121-01-33	COVER, UPPER 1	1	YAMAHA BLACK
38	1A0-23164-00-00	STAY, LIGHT GUARD	2	
39	97013-06012-00	BOLT	2	
40	92995-06100-00	WASHER, SPRING	2	



STEERING

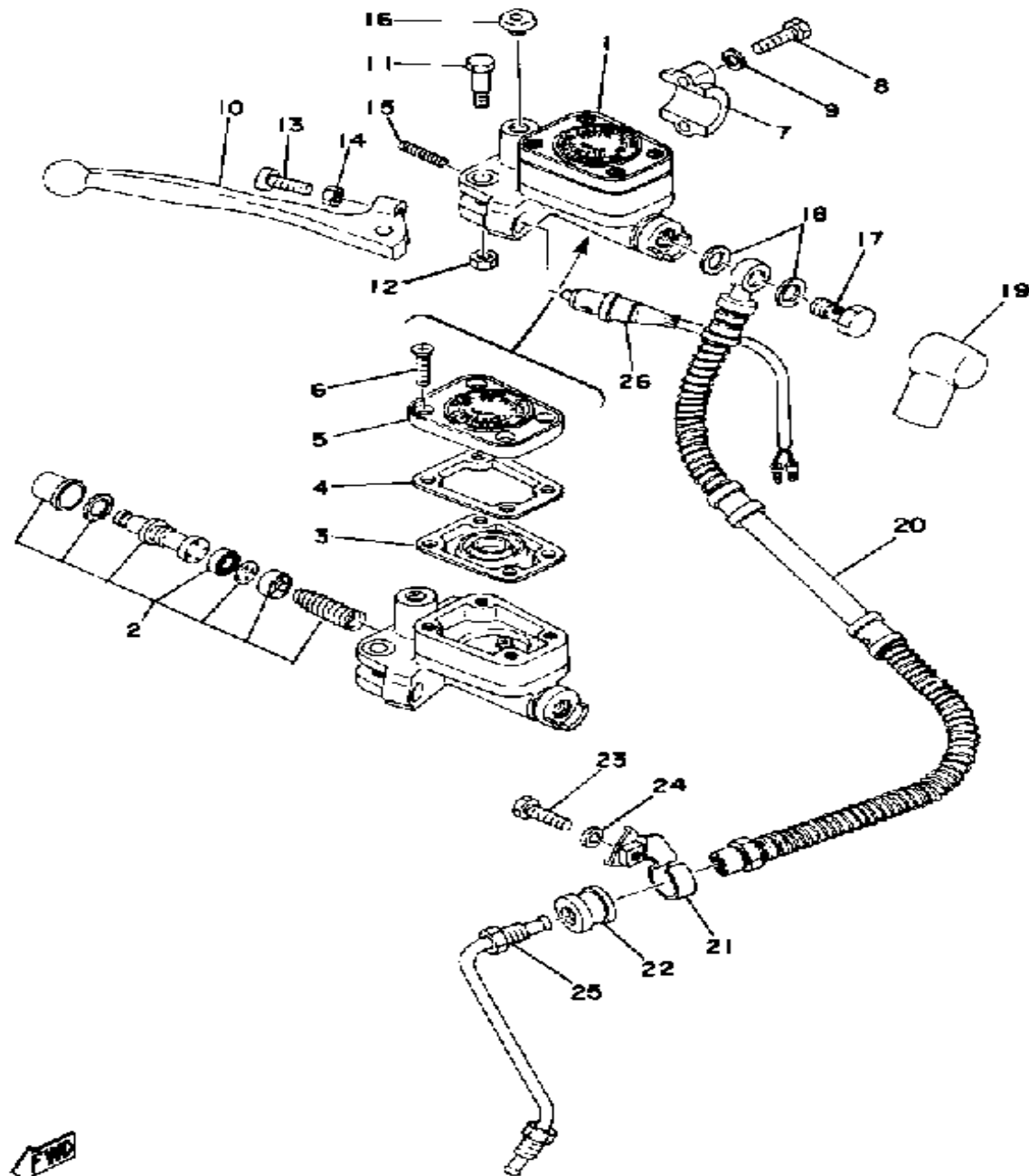
Ref. No.	Part Number	Description	Qty	Remarks
1	164-23462-00-00	SEAL, STEERING	1	
2	156-23411-00-00	RACE, BALL 1	1	
3	93501-04011-00	BALL	38	
4	156-23412-00-00	RACE, BALL 2	1	
5	183-23412-00-00	RACE, BALL 2	1	
6	183-23411-00-00	RACE, BALL 1	1	
7	136-23415-00-00	COVER, BALL RACE 1	1	
8	90179-25033-00	NUT	1	
9	1A0-23435-01-98	INACTIVE PART NUMBER	1	LOW GLOSS BLACK
10	90209-17057-00	WASHER, SPEC'L SHAP	1	
11	90176-16016-00	NUT, CROWN	1	
12	97313-08055-00	BOLT, HEXAGON	3	
13	90201-08083-00	WASHER, PLATE	3	
14	92990-08100-00	WASHER	3	
15	95303-08800-00	NUT (CROWN) (95301-08800) .	3	
16	90105-08091-00	BOLT, WASHER BASED	4	
17	1E6-23441-00-00	HOLDER, HANDLE UPR	2	
18	1E6-23442-00-00	HOLDER, HANDLE LWR	2	
19	90201-12195-00	WASHER, PLATE	2	
20	90385-12027-00	BUSH, SPEC'L RUBBER	4	
21	90201-10146-00	WAHSER, PLAIN	2	
22	92990-10100-00	WASHER, SPRING	2	
23	95303-10700-00	NUT	2	
24	90468-12006-00	CLIP	2	



HANDLE - WIRE

Ref. No.	Part Number	Description	Qty	Remarks
1	2L0-26111-00-00	HANDLEBAR	1	
2	1E6-26241-00-00	GRIP LH	1	
3	1A0-83973-02-98	SWITCH, HANDLE 3	1	LOW GLOSS BLACK
4	360-82910-02-00	LEVER HOLDER ASSEMBLY 1 (360-82910-00)	1	
5	341-82911-00-00	. HOLDER, LEVER 1	1	
6	214-83912-00-00	. LEVER 1	1	
7	97003-06022-00	. BOLT, HEXAGON (97301-06022)	1	
8	92995-06100-00	. WASHER, SPRING	1	
9	90109-06797-00	. BOLT	1	
10	90201-08083-00	. WASHER, PLATE	1	
11	95601-06100-00	. NUT, U	1	
12	1A0-83975-01-98	INACTIVE PART NUMBER	1	LOW GLOSS BLACK
13	1A0-26242-01-00	GRIP (RIGHT)	1	
14	90201-261L0-00	WASHER, PLATE	1	
15	1A0-26243-01-00	TUBE, THRTL GUIDE	1	
16	1A0-26260-00-00	CBLE ASSEMBLY, THRTL/PMP	1	
17	1A0-26335-10-00	CABLE, CLUTCH (1A0-26335-00)	1	
18	90123-08046-00	BOLT	1	
19	90179-08148-00	NUT	1	
20	437-83936-01-00	BAND, SWITCH CORD	4	
21	437-83936-01-00	BAND, SWITCH CORD	1	
22	1J7-26290-12-00	MIRROR ASSEMBLY LH (1J7-26290-11)	1	
23	1J7-26290-02-00	MIRROR ASSEMBLY RH (1J7-26290-01)	1	OPTIONAL PART

FW

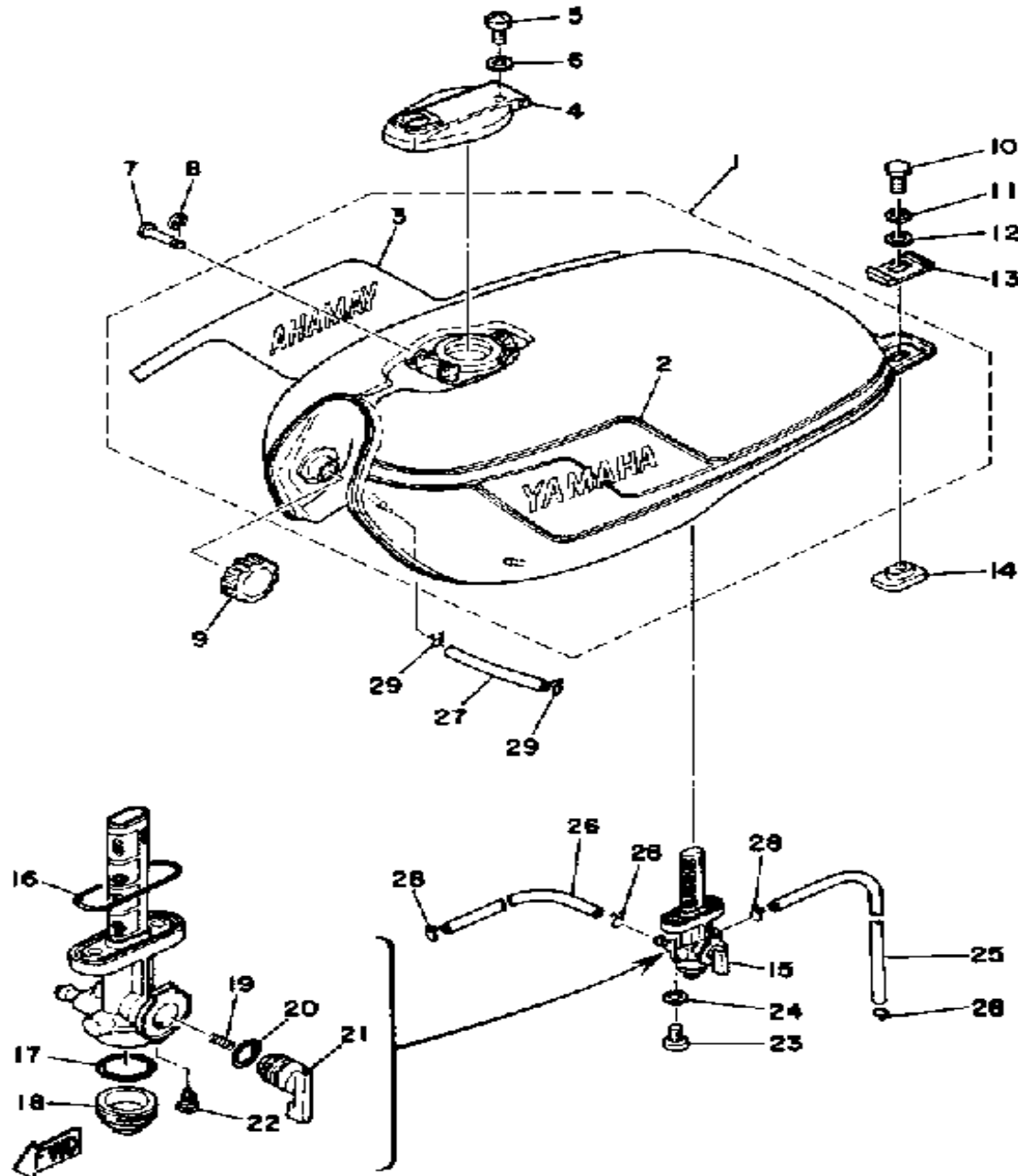


MASTER CYLINDER - BRAKE HOSE

Ref. No.	Part Number	Description	Qty	Remarks
1	1A0-25850-02-00	MSTR CYLINDER ASSEMBLY (1A0-25850-01)	1	
2	1A0-W0041-00-00	. CYLINDER KIT, MASTER (360-20000-10)	1	
3	1A0-25854-01-00	. DIAPHRAGM RESERVOR ...	1	
4	1A0-25855-01-00	. BUSH, DIAPHRAGM	1	
5	1A0-25893-01-00	. RESERVOIR CAP ASSEMBLY	1	
6	1A0-25824-01-00	. SCREW, BLEED	4	
7	1J3-25867-00-00	BRACKET, MASTER CYLINDER (341-25867-00)	1	
8	97011-06025-00	BOLT (97001-06025)	2	
9	92995-06100-00	WASHER, SPRING	2	

FWD

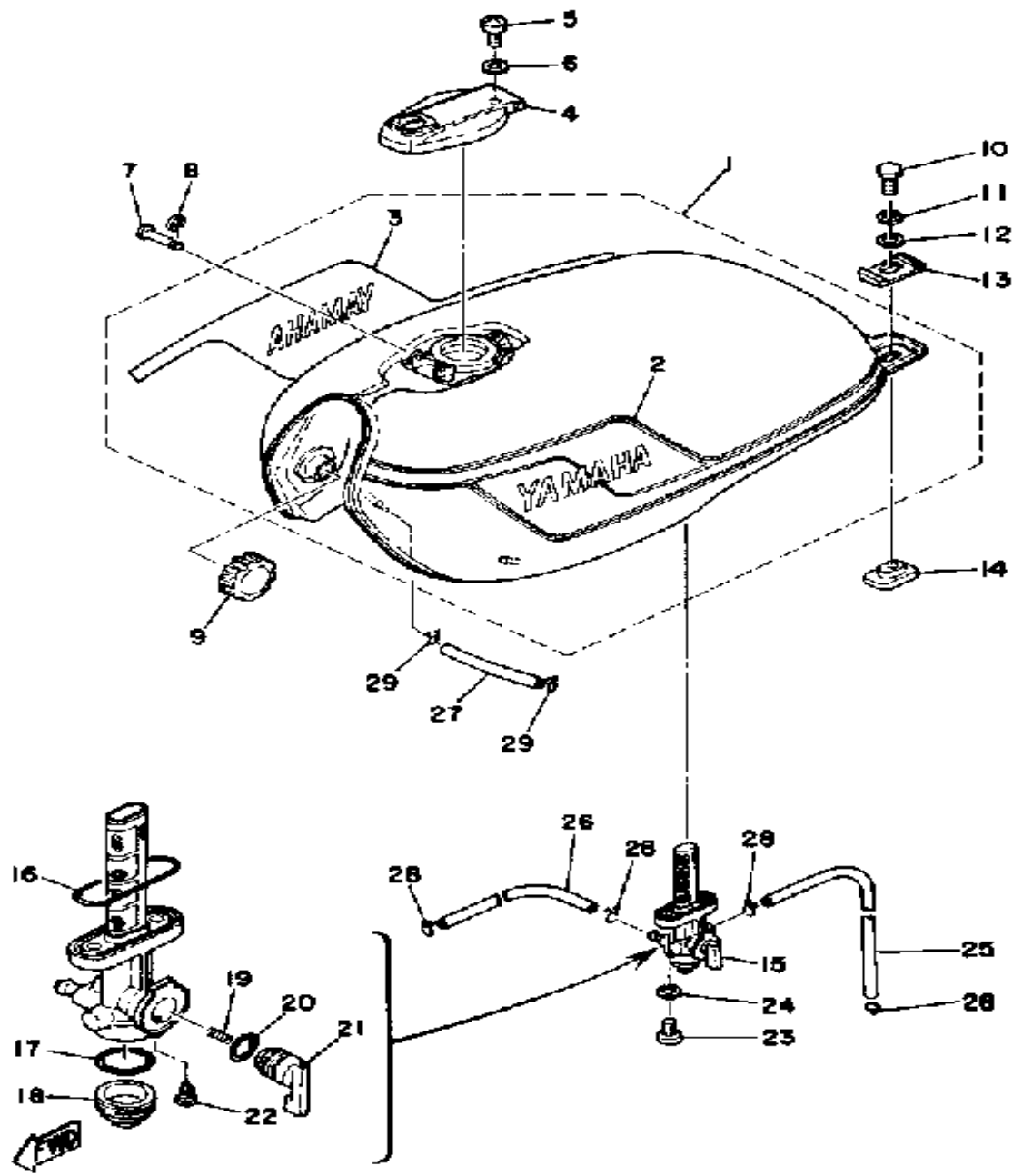
FUEL TANK



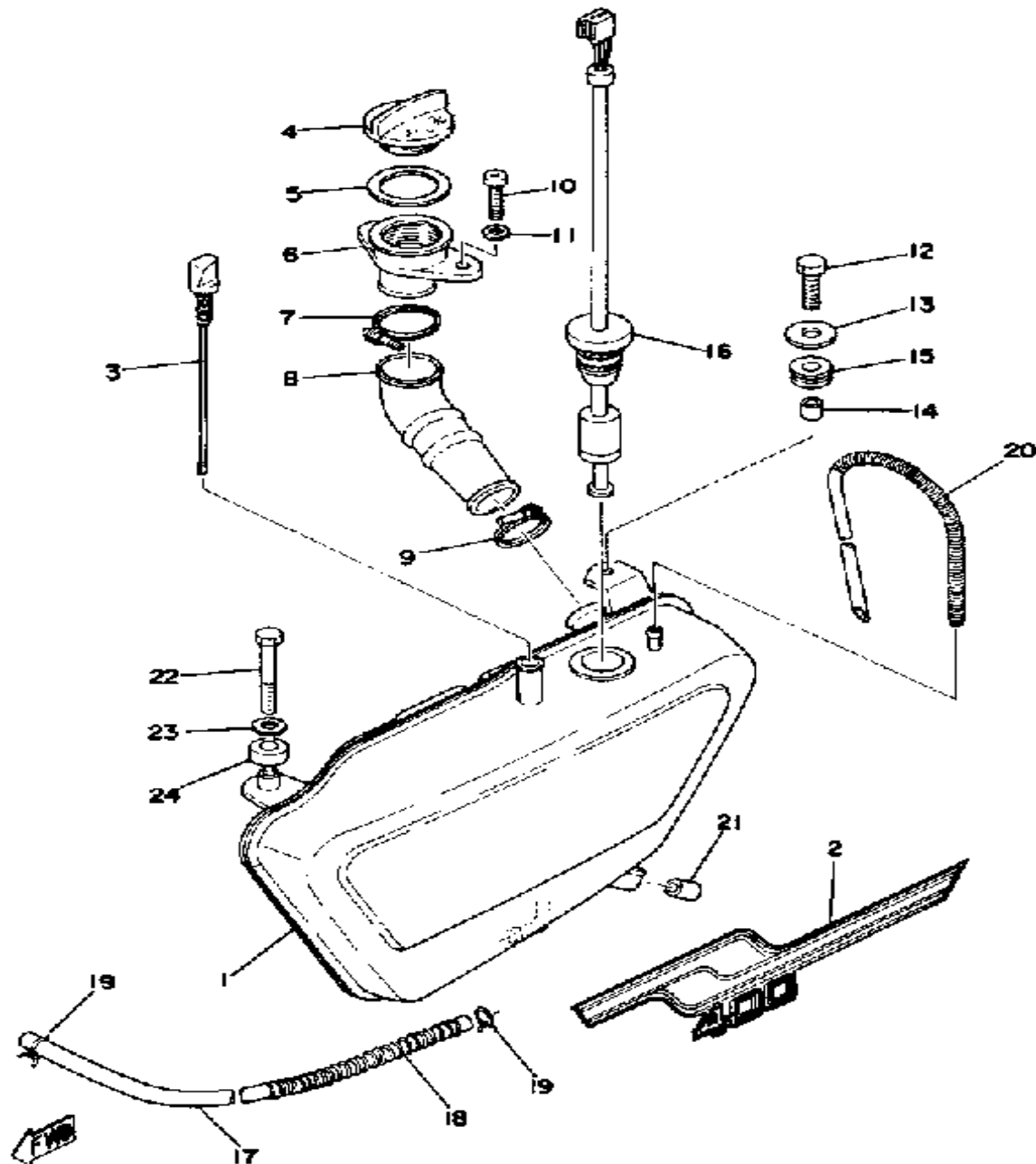
Ref. No.	Part Number	Description	Qty	Remarks
1	1A0-24110-00-08	INACTIVE PART NUMBER	1	CRYSTAL SILVER
2	1A1-24244-60-00	. GRAPHIC, FUEL TNK 1	1	FOR CRYSTAL SILVER
3	1A1-24245-60-00	. INACTIVE PART NUMBER . . .	1	FOR CRYSTAL SILVER
4	1E7-24602-00-00	CAP ASSEMBLY	1	
5	98580-05010-00	SCREW, PAN HEAD	1	
6	92990-05100-00	WASHER, SPRING	1	
7	90249-03123-00	PIN, SPEC'L SHAPE	1	
8	93430-02001-00	CIRCLIP	1	
9	278-24181-00-00	DAMPER, LOCATING 1	2	
10	97013-06012-00	BOLT	2	
11	92995-06100-00	WASHER, SPRING	2	
12	90209-06139-00	WASHER, SPEC'L SHAP	2	
13	1A0-24186-00-00	WASHER, SPECIAL	2	
14	1A0-24181-00-00	DAMPER, LOCATING 1	2	
15	4L0-24500-00-00	FUEL COCK ASSEMBLY 1 . . .	1	
16	214-24512-00-00	. GASKET	1	
17	498-24522-00-00	. GASKET	1	
18	1A0-24521-01-00	. CUP, FILTER	1	
19	1A0-24529-01-00	. SPRING	1	
20	1A0-24512-00-00	. GASKET	1	
21	1A0-24524-01-00	. LEVER, COCK	1	
22	619-24535-00-00	. SCREW, LVR FITTING	1	
23	90149-06011-00	SCREW	2	
24	90202-05187-00	WASHER, PLATE	2	
25	90445-09083-00	HOSE	1	
26	90445-09094-00	HOSE (90445-09221-00)	1	
27	90445-10308-00	HOSE	1	

CONTINUED ON NEXT FRAME ►

FUEL TANK

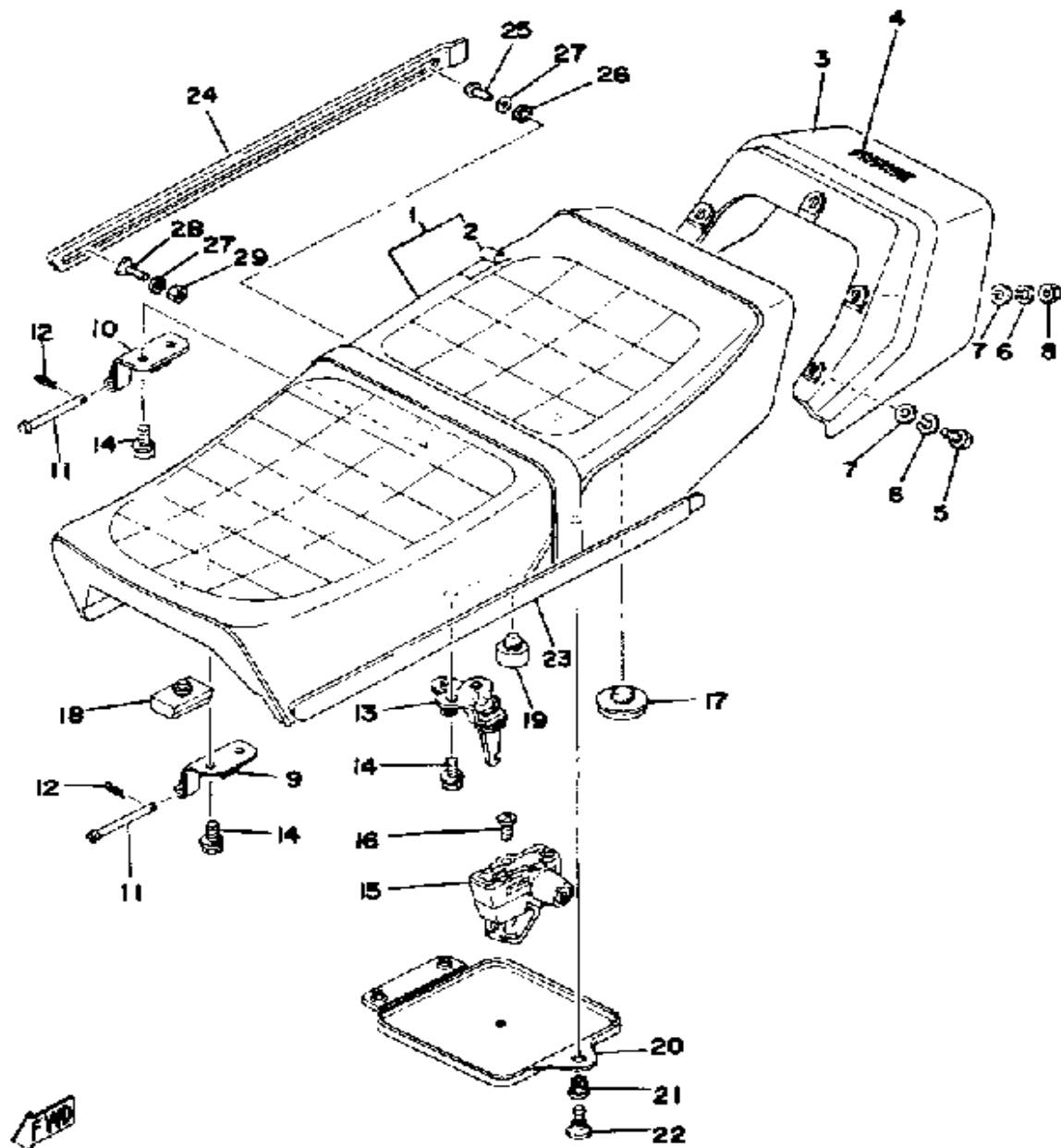


Ref. No.	Part Number	Description	Qty	Remarks
28	90467-08003-00	CLIP	4	
29	90467-09006-00	CLIP	2	



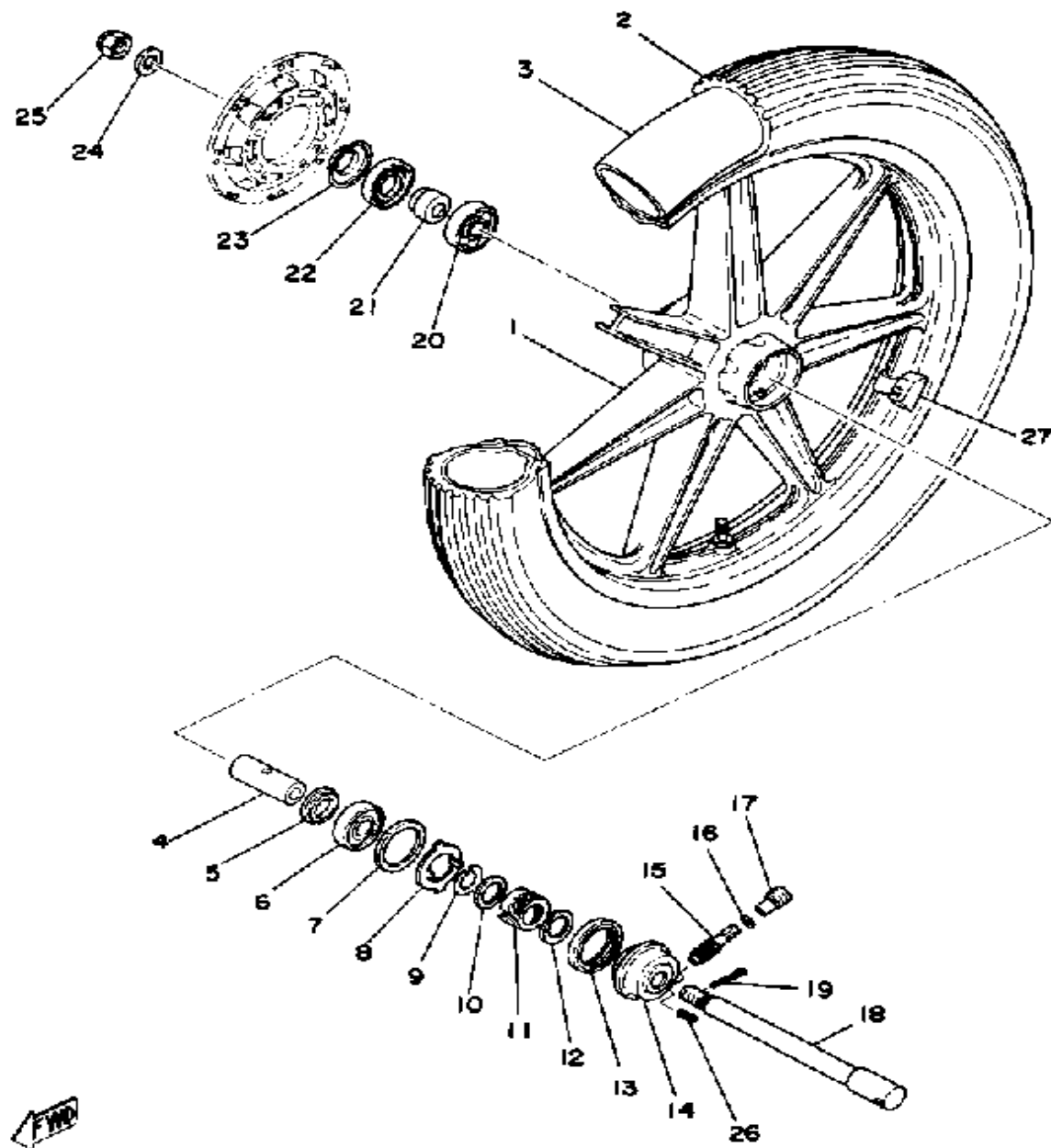
OIL TANK

Ref. No.	Part Number	Description	Qty	Remarks
1	1A0-21751-00-20	INACTIVE PART NUMBER	1	CRYSTAL SILVER FOR CRYSTAL SILVER
2	1A1-21783-60-00	INACTIVE PART NUMBER	1	
3	1A0-21792-00-00	GAUGE, OIL	1	
4	1A0-21771-00-00	BODY, CAP	1	
5	90430-27124-00	GASKET	1	
6	360-21752-00-00	TUBE, FILLER 1	1	
7	90460-32182-00	CLAMP, HOSE	1	
8	360-21753-00-00	BOSS, CONNECTOR	1	
9	90460-26007-00	INACTIVE PART NUMBER (360-21755-00)	1	
10	98580-06020-00	SCREW	2	
11	92901-06600-00	WASHER	2	
12	97011-06025-00	BOLT (97001-06025)	1	
13	90201-06067-00	WASHER, PLATE	1	
14	90387-07390-00	COLLAR	1	
15	90480-14023-00	GROMMET	1	
16	4L0-85720-00-00	OIL LVL GAUGE ASSEMBLY . .	1	
17	90445-09122-00	HOSE	1	
18	90501-08410-00	SPRING, COMPRESSION	1	
19	90467-08003-00	CLIP	2	
20	1A0-21745-01-00	INACTIVE PART NUMBER	1	
21	437-21779-00-00	DAMPER, LOCATING 2	1	
22	97313-06050-00	BOLT	1	
23	92901-06600-00	WASHER	1	
24	90385-10026-00	BUSH	1	



SEAT

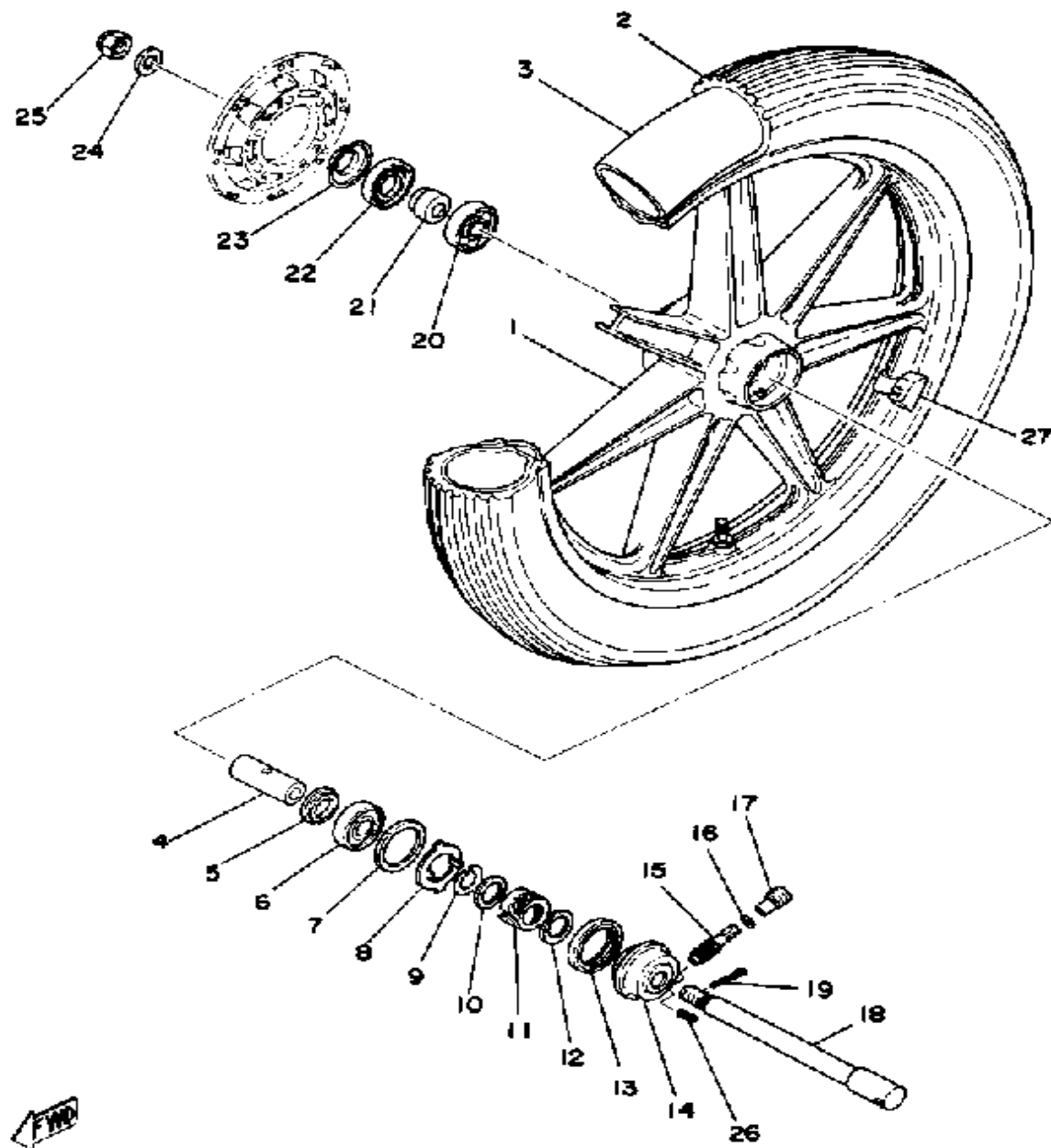
Ref. No.	Part Number	Description	Qty	Remarks
1	1A2-W2472-11-00	DOUBLE SEAT ASSEMBLY ...	1	
2	1A2-24731-20-00	. COVER, DOUBLE SEAT	1	
3	1A2-24756-00-20	INACTIVE PART NUMBER	1	CRYSTAL SILVER



FRONT WHEEL

Ref. No.	Part Number	Description	Qty	Remarks
1	1A1-25168-30-00	INACTIVE PART NUMBER	1	
2	94132-18348-00	INACTIVE PART NUMBER (3.25S-18-4PR)	1	
3	94230-18084-00	TUBE	1	
4	90560-17125-00	SPACER	1	
5	146-25315-00-00	FLANGE, SPACER	1	
6	93306-30309-00	BEARING	1	
7	341-25846-00-00	RETAINER, CLUTCH	1	
8	341-25149-00-00	CLUTCH, METER	1	
9	341-25137-00-00	RING, STOP	1	
10	90201-25286-00	WASHER, PLATE (341-25147-00)	1	
11	341-25135-01-00	GEAR, DRIVE	1	
12	90201-25490-00	WASHER, PLATE	1	
13	93105-45017-00	OIL SEAL	1	
14	341-25191-90-10	UNAVAILABLE IN PRICE BOOK	1	
15	306-25138-00-00	GEAR, METER	1	
16	102-18416-00-00	SHIM, ROD	1	
17	306-25136-00-00	BUSH	1	
18	351-25181-10-00	AXLE, WHEEL	1	
19	91401-30030-00	PIN, COTTER	1	
20	93306-30309-00	BEARING	1	
21	90387-17433-00	COLLAR	1	
22	93102-28022-00	OIL SEAL	1	
23	341-25118-00-00	COVER, hub dust	1	
24	92990-14200-00	WASHER, PLAIN	1	
25	90171-14020-00	NUT, CASTLE	1	
26	91609-20014-00	PIN, SPRING	1	
27	1A1-25398-01-00	BALANCER, WHEEL	1	20G

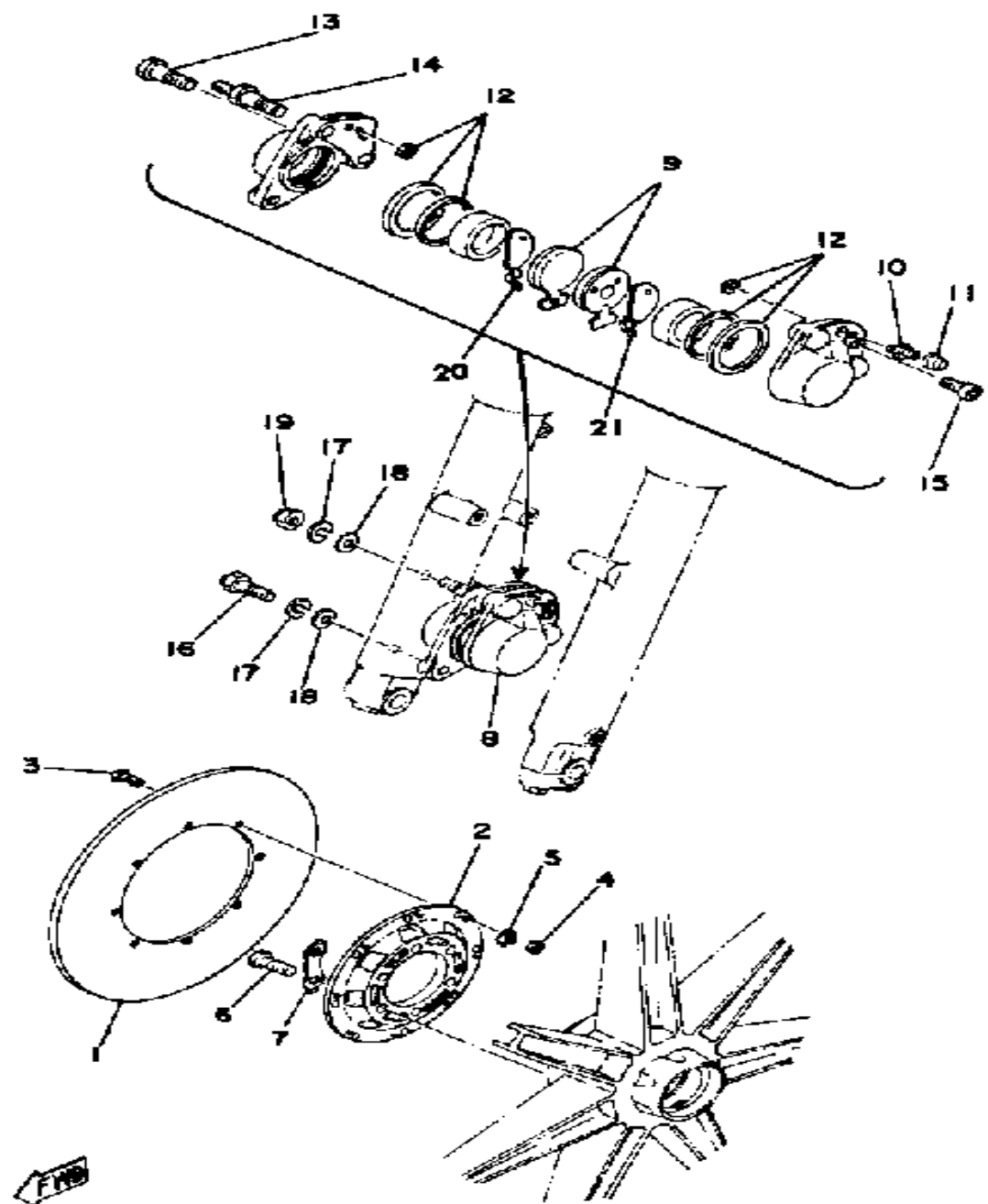
CONTINUED ON NEXT FRAME ►



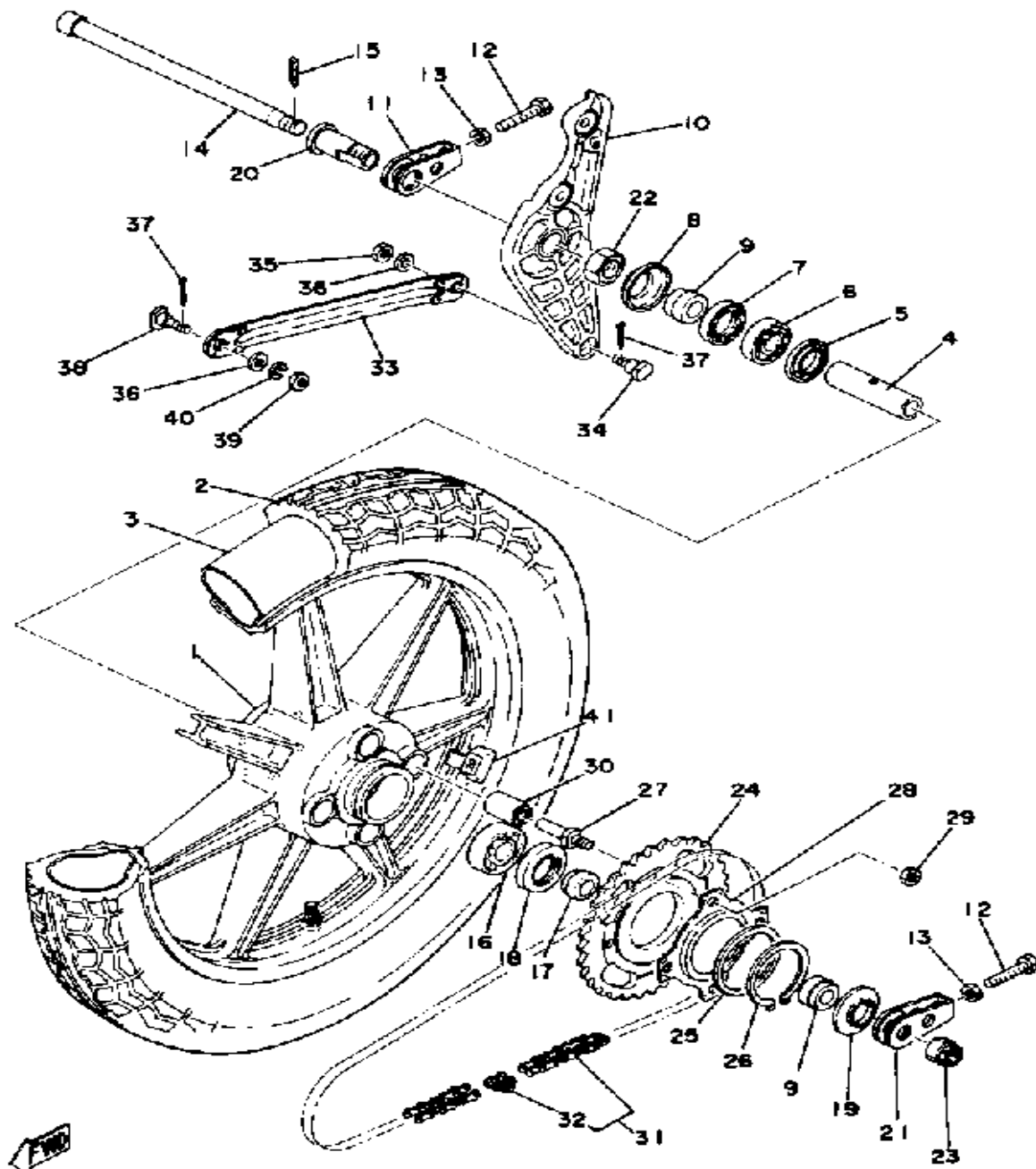
FRONT WHEEL

Ref. No.	Part Number	Description	Qty	Remarks
27	1A1-25399-00-00	BALANCER, WHEEL	1	10G

FRONT DISC BRAKE - CALIPER



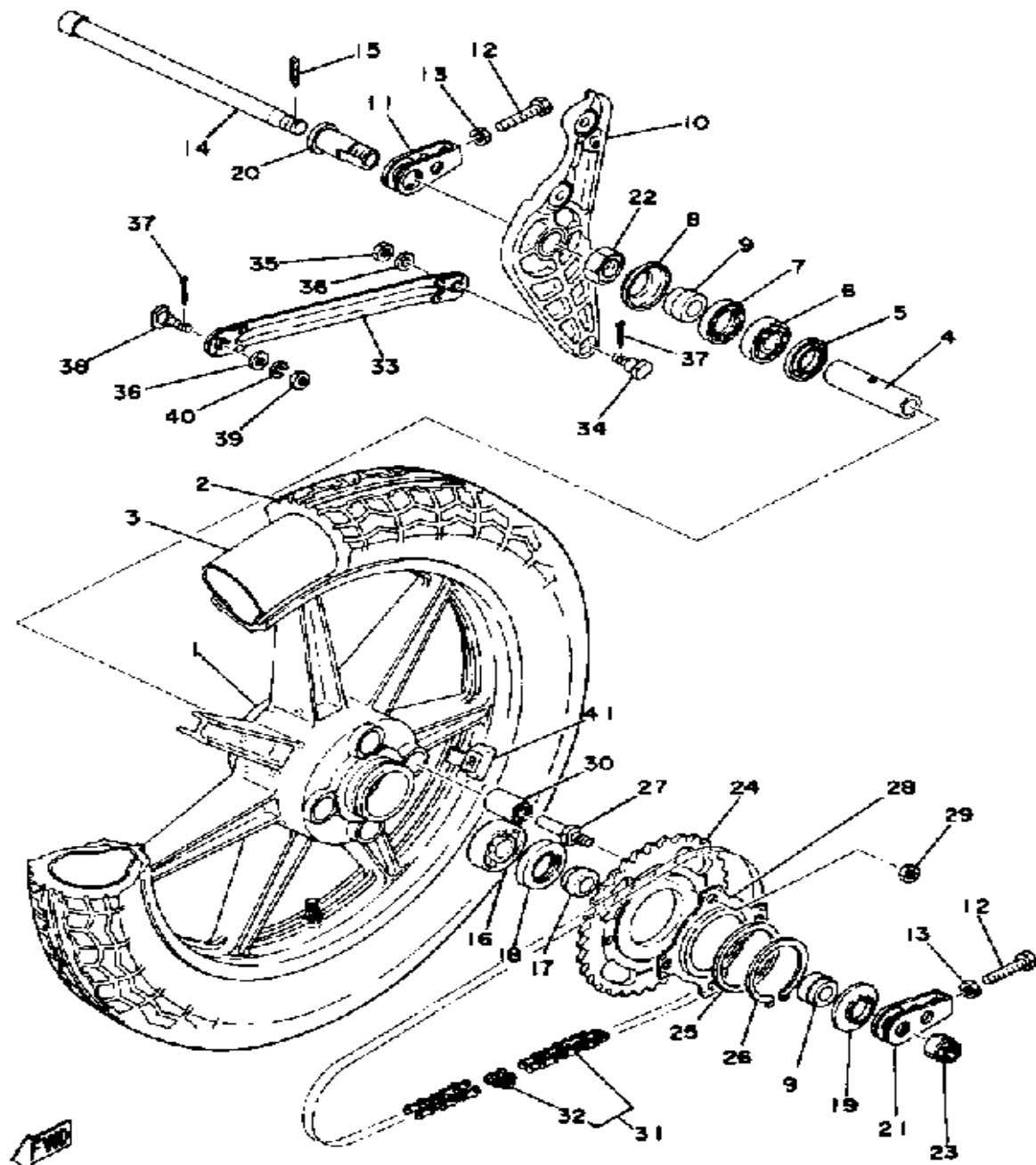
Ref. No.	Part Number	Description	Qty	Remarks
1	351-25831-01-00	INACTIVE PART NUMBER	1	
2	351-25832-00-00	INACTIVE PART NUMBER	1	
3	90109-06018-00	BOLT	8	
4	95380-06600-00	NUT	8	
5	90215-06106-00	WASHER, LOCK (306-25834-00)	8	
6	90101-08352-00	INACTIVE PART NUMBER	6	
7	341-25412-00-00	WASHER	3	
8	1A2-25810-10-00	INACTIVE PART NUMBER	1	
9	1A1-W0045-00-00	. BRAKE PAD KIT, FRNT	1	
10	306-25824-00-00	. SCREW, BLEED	1	
11	306-25825-01-00	. CAP	1	
12	856-W0047-00-00	. CALIPER SEAL KIT (856-20000-50)	1	
13	306-25821-01-00	. BOLT 1	1	
14	306-25822-01-00	. BOLT 2	1	
15	306-25826-01-00	. BOLT 3	2	
16	90106-10041-00	UNAVAILABLE IN PRICE BOOK (306-25818-00)	1	
17	92990-10100-00	WASHER, SPRING	2	
18	92990-10600-00	WASHER, PLATE	2	
19	90176-10013-00	NUT, CROWN	1	
20	409-25827-50-00	SHIM, CALIPER	1	
21	409-25828-50-00	SHIM, CALIPER (306-25828-02)	1	



REAR WHEEL

Ref. No.	Part Number	Description	Qty	Remarks
1	1A1-25338-30-00	INACTIVE PART NUMBER	1	
2	94135-18380-00	INACTIVE PART NUMBER (3.50S-18-4PR)	1	
3	94235-18085-00	TUBE	1	
4	90560-17233-00	SPACER	1	
5	146-25315-00-00	FLANGE, SPACER	1	
6	93306-30309-00	BEARING	1	
7	93102-28022-00	OIL SEAL	1	
8	341-25118-00-00	COVER, hub dust	1	
9	90387-17433-00	COLLAR	2	
10	1A1-25819-00-33	INACTIVE PART NUMBER	1	YAMAHA BLACK
11	1A1-25389-10-00	INACTIVE PART NUMBER	1	
12	90101-08699-00	BOLT	2	
13	95303-08700-00	NUT	2	
14	150-25381-00-00	AXLE, WHEEL	1	
15	91401-30030-00	PIN, COTTER	1	
16	93306-30417-00	BEARING (B6304ZZ)	1	
17	1A1-25377-00-00	COLLAR, WHEEL	1	
18	93102-28023-00	OIL SEAL	1	
19	1A1-25367-00-00	COVER, HUB DUST	1	
20	1A1-25387-00-00	SHAFT, BRKT CALIPER	1	
21	168-25389-00-00	PULLER, CHAIN 2	1	
22	90170-22222-00	INACTIVE PART NUMBER	1	
23	90171-16007-00	NUT, CASTLE (275-25382-00) . .	1	
24	1A1-25438-20-00	SPROCKET, DRIVN 38T	1	U.R. STD
	1A3-25436-20-00	SPROCKET, DRIVN 36T (1A1-25436-20)	1	U.R.
25	90201-66585-00	WASHER, PLATE	1	
26	93410-65040-00	CIRCLIP, S-TYPE	1	

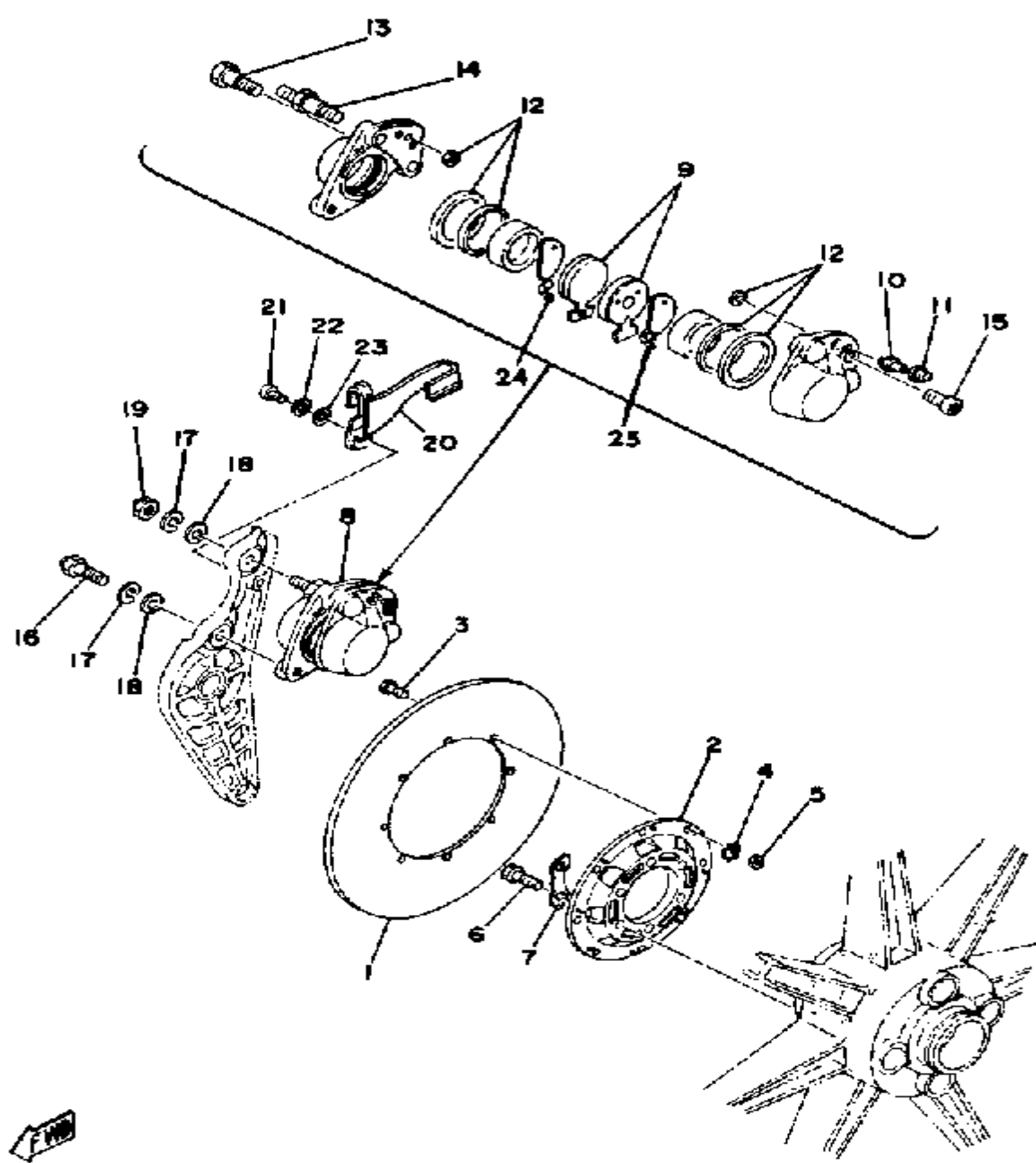
CONTINUED ON NEXT FRAME ►



REAR WHEEL

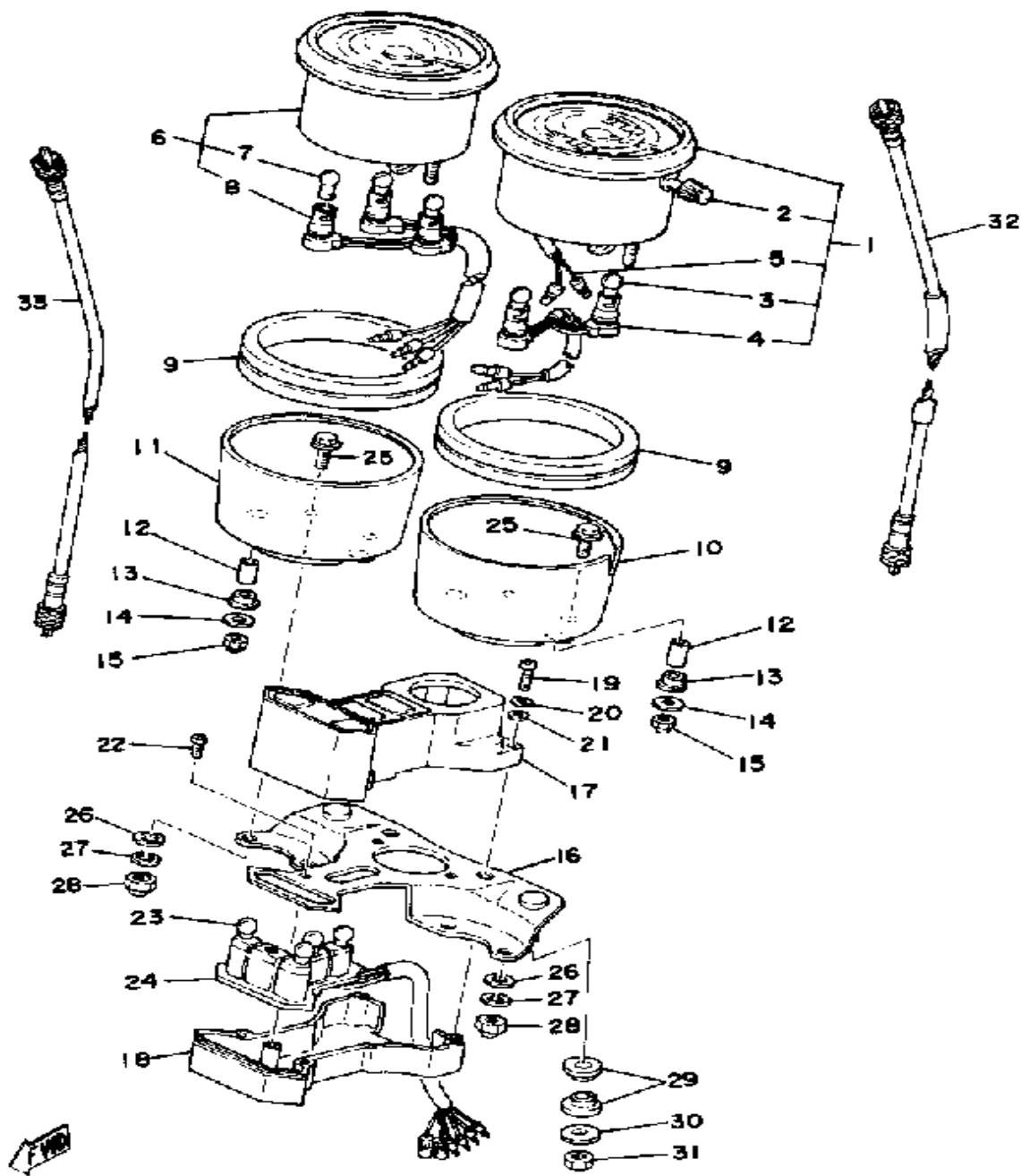
Ref. No.	Part Number	Description	Qty	Remarks
27	90109-12429-00	BOLT	4	
28	1J3-25412-00-00	WASHER	1	
29	95311-12700-00	NUT	4	
30	1A1-25363-00-00	BUSH, CLUTCH PIN	4	
31	94580-10096-00	530 DS 96L	1	
32	94685-30011-00	. JOINT CHAIN	1	
33	171-25371-00-00	INACTIVE PART NUMBER	1	
34	90109-08184-00	BOLT (168-25378-00)	1	
35	90170-08158-00	NUT	1	
36	92901-08600-00	WASHER	2	
37	91490-20020-00	PIN, COTTER	2	
38	90109-08375-00	BOLT (168-25373-00)	1	
39	90179-08639-00	NUT, SPEC'L SHAPE (30)	1	
40	92990-08100-00	WASHER	1	
41	1A1-25398-01-00	BALANCER, WHEEL	1	20G
	1A1-25399-00-00	BALANCER, WHEEL	1	10G

REAR DISC BRAKE - CALIPER

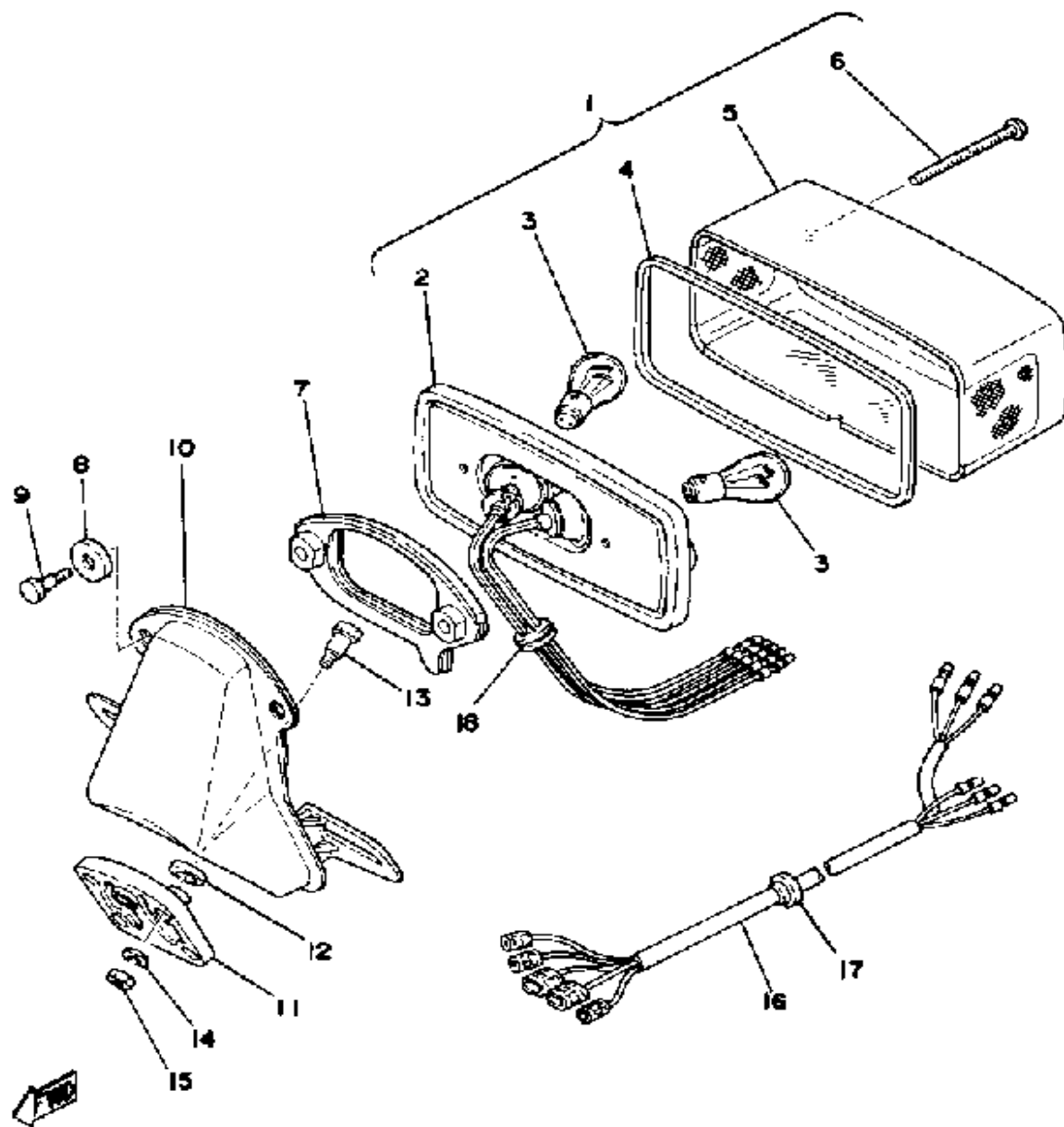


Ref. No.	Part Number	Description	Qty	Remarks
2	351-25832-00-00	INACTIVE PART NUMBER	1	
3	90109-06018-00	BOLT	8	
4	90215-06106-00	WASHER, LOCK (306-25834-00)	8	
5	95380-06600-00	NUT	8	
6	90101-08352-00	INACTIVE PART NUMBER	6	
7	341-25412-00-00	WASHER	3	
8	1A2-25810-50-00	INACTIVE PART NUMBER	1	
9	1A1-W0045-00-00	. BRAKE PAD KIT, FRNT	1	
10	306-25824-00-00	. SCREW, BLEED	1	
11	306-25825-01-00	. CAP	1	
12	856-W0047-00-00	. CALIPER SEAL KIT (856-20000-50)	1	
13	306-25821-01-00	. BOLT 1	1	
14	306-25822-01-00	. BOLT 2	1	
15	306-25826-01-00	. BOLT 3	2	

SPEEDOMETER - TACHOMETER

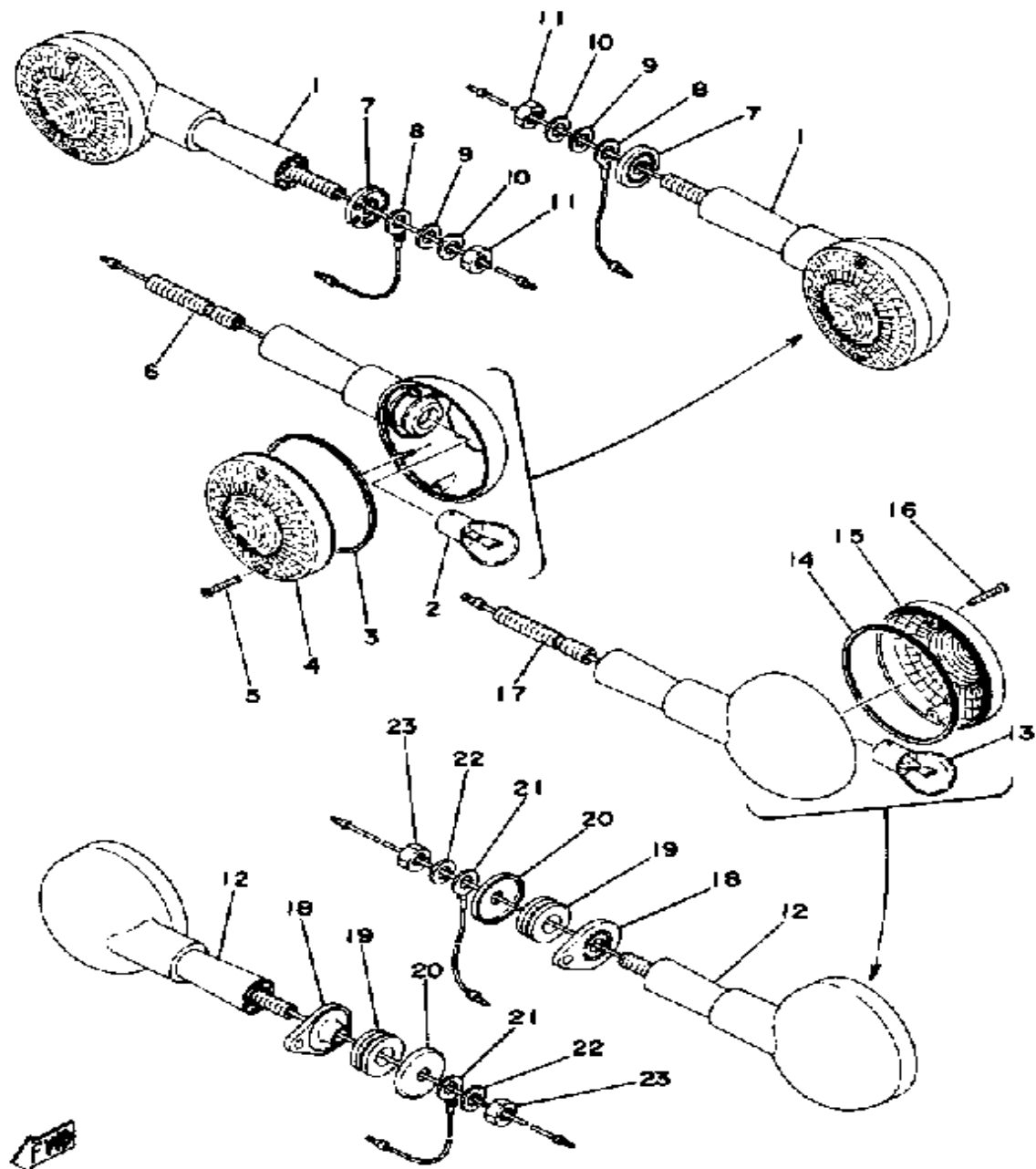


Ref. No.	Part Number	Description	Qty	Remarks
1	1A0-83570-41-00	SPEEDOMETER ASSEMBLY ..	1	MILE/H
2	584-83578-71-00	. KNOB, TRIP METER	1	
3	123-83516-21-00	. BULB (12V-3.4W)	2	
4	1A0-83536-01-00	. INACTIVE PART NUMBER ...	1	
5	1A0-83556-01-00	. INACTIVE PART NUMBER ...	1	
6	1A0-83540-02-00	INACTIVE PART NUMBER	1	
7	123-83516-21-00	. BULB (12V-3.4W)	3	
8	1A0-83520-01-00	. INACTIVE PART NUMBER ...	1	
9	1A0-83513-00-00	DAMPER	2	
10	1A0-83507-00-00	COVER, SPEEDOMETER	1	
11	1A0-83508-00-00	COVER, TACHOMETER	1	
12	1A0-83522-00-00	COLLAR	4	
13	584-83523-00-00	DAMPER	4	
14	92990-05200-00	WASHER, PLAIN	4	
15	95303-05800-00	NUT (CROWN)	4	
16	1A0-83519-01-00	INACTIVE PART NUMBER	1	



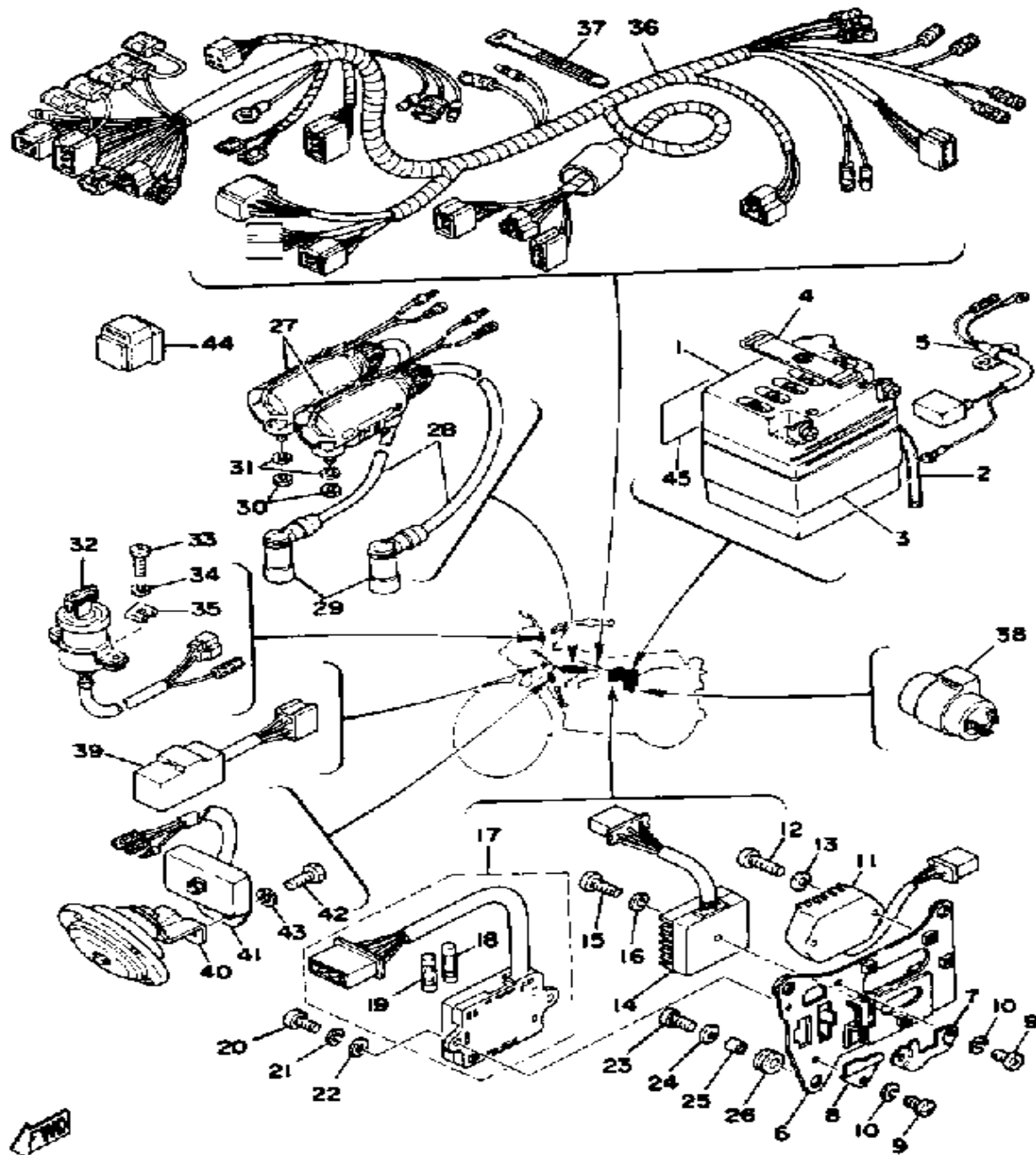
TAIL LAMP

Ref. No.	Part Number	Description	Qty	Remarks
1	2A2-84710-60-00	TAILLIGHT UNIT ASSEMBLY ..	1	
2	2A2-84711-60-00	. BASE, TAIL LAMP	1	
3	256-84714-61-00	. BULB (12V-27/8W)	2	
4	1A0-84723-60-00	. GASKET, TAIL LENS	1	
5	1A0-84721-60-00	. LENS, TAILLIGHT	1	
6	1A0-84724-60-00	. SCREW, LENS FITTING	2	
7	1A0-84712-60-00	SEAT, BASE	1	
8	2H7-84754-00-00	WASHER, SPECIAL	2	
9	1A0-84726-60-00	SCREW	2	
10	2A2-84751-60-33	BRACKET, LICENSE	1	YAMAHA BLACK
11	1A2-84753-00-00	DAMPER	1	
12	1A2-84753-10-00	DAMPER	4	
13	90109-06022-00	BOLT (338-84552-00)	4	
14	92903-06100-00	WASHER, SPRING	4	
15	95301-06600-00	NUT	4	
16	1A0-84717-00-00	CORD, TAIL LAMP	1	
17	90480-12013-00	GROMMET	1	
18	90480-12067-00	GROMMET	1	



FLASHER LAMP

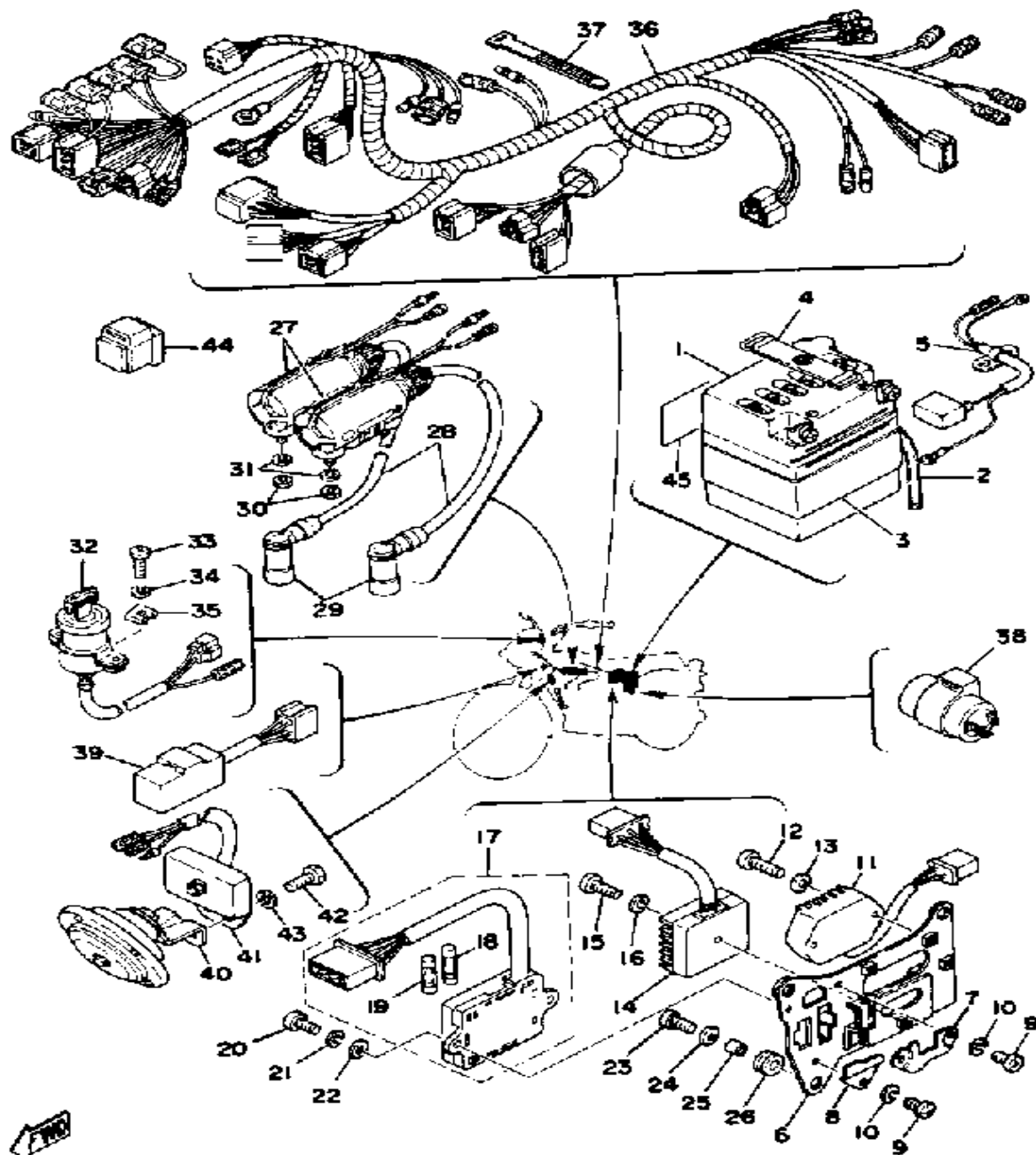
Ref. No.	Part Number	Description	Qty	Remarks
1	360-83310-71-93	FRONT FLASHER LAMP ASS'Y	2	
2	256-83311-70-00	. BULB (12V-27W)	2	
3	341-83313-70-00	. GASKET, FLASHER LENS ...	2	
4	341-83312-70-00	. LENS, FLASHER	2	
5	341-83333-70-00	. SCREW, LENS FITTING	4	
6	360-83367-09-00	. BOLT, STUD	2	
7	360-83316-00-00	COLLAR, FLASHER 1	2	
8	371-82519-00-00	WIRE, EARTH LEAD	2	
9	92903-08200-00	WASHER, PLAIN	2	
10	99290-30810-00	WASHER, SPRING	2	
11	95301-08600-00	NUT	2	
12	360-83330-21-93	R FLSHR LITE ASSEMBLY ...	2	
13	256-83311-70-00	. BULB (12V-27W)	2	
14	341-83313-70-00	. GASKET, FLASHER LENS ...	2	
15	341-83312-70-00	. LENS, FLASHER	2	
16	341-83333-70-00	. SCREW, LENS FITTING	4	
17	360-83367-09-00	. BOLT, STUD	2	
18	360-83326-00-00	COLLAR, FLASHER 2	2	
19	90480-18128-00	GROMMET	2	
20	90201-08612-00	WASHER, PLATE	2	
21	256-83336-01-00	CORD	2	
22	92903-08100-00	WASHER, SPRING	2	
23	95301-08600-00	NUT	2	



ELECTRICAL

Ref. No.	Part Number	Description	Qty	Remarks
1	118-82110-79-00	BATTERY ASS'Y	1	
2	90445-08047-00	HOSE (168-82112-00)	1	
3	235-82124-00-00	BAND, BATTERY	1	
4	122-82131-00-00	BAND, BATTERY	1	
5	1A0-82117-00-00	WIRE, LEAD	1	
6	1A0-21543-01-00	PLATE 1	1	
7	1A0-21544-00-00	PLATE 2	1	
8	1A0-21545-00-00	PLATE 3	1	
9	92503-06010-00	SCREW, PAN HEAD	3	
10	92903-06100-00	WASHER, SPRING	3	
11	1A0-81910-20-00	VOLTAGE REG ASSEMBLY ..	1	
12	92501-06030-00	SCREW PAN HEAD (92501-06030-00)	2	
13	92903-06100-00	WASHER, SPRING	2	
14	1A0-81970-60-00	RECTIFIER ASS'Y	1	
15	92503-06020-00	SCREW, PAN HEAD	1	
16	92903-06100-00	WASHER, SPRING	1	
17	1A0-82170-00-00	FUSE BOX ASS'Y	1	
18	1A0-82151-00-00	. FUSE (12V-10A)	4	
19	1A0-82161-00-00	. FUSE (20A) (148-82151-00-00)	2	
20	98501-05016-00	SCREW, PAN HEAD	2	
21	92903-05100-00	WASHER, SPRING	2	
22	92901-05600-00	WASHER, PLATE	2	
23	92503-06015-00	SCREW, pan head (92502-06016)	3	
24	90201-06053-00	WASHER, PLATE (811-77728-00)	3	
25	90387-07389-00	COLLAR (256-21544-00)	3	
26	90480-13018-00	GROMMET	3	
27	1A0-82310-10-00	IGNITION COIL ASSEMBLY ...	2	

CONTINUED ON NEXT FRAME ➤



ELECTRICAL

Ref. No.	Part Number	Description	Qty	Remarks
28	183-82341-00-00	CORD, HIGH TENSION	2	
29	166-82370-20-00	PLUG CAP ASSEMBLY	2	
30	95301-06600-00	NUT	4	
31	92903-06100-00	WASHER, SPRING	4	
32	1A0-82508-50-00	MAIN SWITCH ASSEMBLY ...	1	
33	98501-05018-00	SCREW, PAN HEAD	2	
34	92903-05100-00	WASHER, SPRING	2	
35	533-82517-00-00	WASHER, SPECIAL	2	
36	1A0-82590-51-00	WIRE HARNESS ASS"Y	1	
37	803-82591-00-00	BAND	2	
38	1A0-83350-70-00	FLASHER RELAY ASSS"Y ...	1	
39	1A0-83395-03-00	FLASHER CANCL UNIT	1	
40	1A0-83371-21-00	HORN	1	
41	1A0-85370-10-00	RESISTOR ASSEMBLY	1	
42	97321-06016-00	BOLT (97322-06016)	2	
43	92903-06100-00	WASHER, SPRING	2	
44	360-81950-10-00	RELAY ASSEMBLY	1	
45	LIT-82141-09-00	LABEL, BATTERY (118-82141-09)	1	

GASKET KIT

Ref. No.	Part Number	Description	Qty	Remarks
1	1A3-W0001-00-00	GASKET KIT		
2	1A1-11181-00-00	GASKET, CYLINDER HEAD 1 ..	2	
3	278-11351-01-00	GASKET, CYLINDER	2	
4	137-15353-00-00	GASKET, DRAIN	1	
5	1A0-15455-00-00	GASKET 1	1	
6	1A0-15457-00-00	GASKET	1	
7	1A0-15461-00-00	GASKET, CRCS CVR 2	1	
8	1A0-15456-00-00	GASKET, O/PMP CVR 1	1	
9	93210-27194-00	O-RING	1	
10	360-11526-00-00	SEAL, CRANKSHAFT 0 0	1	
11	93211-10232-00	O-RING	1	
12	137-15353-00-00	GASKET, DRAIN	1	
13	93210-12914-70	O-RING	1	
14	93210-13016-00	O-RING	1	
15	93210-07100-00	O-RING	1	
16	1A1-13621-01-00	GASKET, VALVE SEAT (1A1-13621-00)	2	
17	360-14181-01-00	GASKET, FLOAT CHAMBER ..	2	
18	1A1-14714-02-00	GASKET, MUFFLER	2	
19	1A0-14613-00-00	GASKET, EXST PIPE	2	
20	126-13116-00-00	GASKET, PUMP CASE	1	
21	90430-04004-00	GASKET	1	

RD400E 1978 SERVICE DATA

MOTORCYCLE
M7-039



TECHNICAL BULLETIN

MODEL — IBM I.D. NUMBER	RD400ES / RD400ER — 1A1
Initial Engine Number/Frame Number	1A1-350101 / 1A1-350101
Basic Color(s)	Crystal Silver or Carmine Red
ENGINE TYPE	2-stroke, air-cooled, reed valve
Bore/Stroke/Number Cylinders/Displacement (cc)	64mm / 62mm / 2 / 398cc
Compression Ratio/Compression Pressure min.~max.	6.2:1 / ϕ
Piston Skirt Clearance new/max.	.035 ~ .040mm / 0.1mm
Ring End Gap top/2nd/3rd	0.3 ~ 0.5mm / same / ϕ
Valve Clearance (cold) Intake/Exhaust	ϕ
Oil Pressure hot/rpm	ϕ
Oil Tank or Engine Sump Capacity	1.8 liter Yamalube 2*
AUTOLUBE — Min. stroke/Color code	0.20 ~ 0.25mm / Sky Blue
Minimum Output @ 200 strokes	0.5cc
Maximum Output @ 200 strokes	5.7cc
CARBURETOR — mfr./type/I.D. number	Mikuni / VM28SC / 1A100
Main Jet/Pilot Jet	115 / 25
Needle Jet/Jet Needle-Clip Position	P-2 / 5L1-3
Slide Cutaway or Throttle Valve	2.5
Float Level	23mm \pm 1mm
Mixture Screw — turns out/idle rpm	1 $\frac{1}{2}$ / 1100 - 1200
SUSPENSION	
Front Forks: Oil type/level/qty	10 or 20 wt. Fork Oil / ϕ / 144cc
Gas Pressure	ϕ
Spring Length std	422.5mm
Monoshock: Oil type/qty	ϕ
Gas Pressure	ϕ
TRANSMISSION — oil type/qty chg/qty reassemble	SAE20W40 (Yamalube 4) / 1500cc \pm 50cc
Primary drive type	Helical Gear
Secondary type/teeth/chain	Chain / 38-17 / DK530DS - 96L
Clutch Friction Plate Thickness std ~ min.	3.0mm ~ 2.7mm
Clutch Spring Length std ~ min.	36.4mm std
Tires size (nominal pressure)	Front: 3.25S18 (26psi) Rear: 3.50S18 (28psi)
ELECTRICAL — System/Type	AC Generator / Battery Ignition
Maximum Output	ϕ
Field Coil Color Code/ Ω	Rotor: 5.5 Ω \pm 10% Stator: 0.23 Ω \pm 10%
Charging Coil Color Code/ Ω	ϕ
Source Coil Color Code/ Ω	ϕ
Lighting Coil Color Code/ Ω	ϕ
Pulse Coil or Pickup Coil Color Code/ Ω	ϕ
Ignition Coil test gap/Primary Ω / Secondary Ω	6mm / 1.4 Ω \pm 10% / 6.6K Ω \pm 20%
Battery—model/spec. grav./chg rate x hour	12N 5.5-3B / 1.280 / 0.5A x 10 hr.
Headlight/Tailight/Signal Rating	12V 40-30W / 12V27-8WX2 / 12V27W
Point Gap/Condenser Capacitance	0.30 ~ 0.40mm / 0.22 μ F \pm 10%
Spark Plug Type	NGK B8ES
Spark Plug Gap/Torque/Cap Ω	0.6 ~ 0.7mm / 2.0kg-m / 10K Ω \pm 10%
Timing Static	2.3mm \pm 0.15mm BTDC
Dynamic	Fixed

©YAMAHA MOTOR CORPORATION, U. S. A., BUENA PARK, CALIFORNIA

7/18/77 Page 1 of 1

C-15

RD400E 1978 SERVICE DATA

MOTORCYCLE
M7-039

MODEL — IBM I.D. NUMBER	RD400ES / RD400ER — 1A1
Initial Engine Number/Frame Number	1A1-350101 / 1A1-350101
Basic Color(s)	Crystal Silver or Carmine Red
ENGINE TYPE	2-stroke, air-cooled, reed valve
Bore/Stroke/Number Cylinders/Displacement (cc)	64mm / 62mm / 2 / 398cc
Compression Ratio/Compression Pressure min.~max.	6.2:1 / ϕ
Piston Skirt Clearance new/max.	.035 ~ .040mm / 0.1mm
Ring End Gap top/2nd/3rd	0.3 ~ 0.5mm / same / ϕ
Valve Clearance (cold) Intake/Exhaust	ϕ
Oil Pressure hot/rpm	ϕ
Oil Tank or Engine Sump Capacity	1.8 liter Yamalube 2*
AUTOLUBE — Min. stroke/Color code	0.20 ~ 0.25mm / Sky Blue
Minimum Output @ 200 strokes	0.5cc
Maximum Output @ 200 strokes	5.7cc
CARBURETOR — mfr./type/I.D. number	Mikuni / VM28SC / 1A100
Main Jet/Pilot Jet	115 / 25
Needle Jet/Jet Needle-Clip Position	P-2 / 5L1-3
Slide Cutaway or Throttle Valve	2.5
Float Level	23mm \pm 1mm
Mixture Screw — turns out/idle rpm	1 $\frac{1}{2}$ / 1100 - 1200
SUSPENSION	
Front Forks: Oil type/level/qty	10 or 20 wt. Fork Oil / ϕ / 144cc
Gas Pressure	ϕ
Spring Length std	422.5mm
Monoshock: Oil type/qty	ϕ
Gas Pressure	ϕ
TRANSMISSION — oil type/qty chg/qty reassemble	SAE20W40 (Yamalube 4) / 1500cc \pm 50cc
Primary drive type	Helical Gear
Secondary type/teeth/chain	Chain / 38-17 / DK530DS - 96L
Clutch Friction Plate Thickness std ~ min.	3.0mm ~ 2.7mm
Clutch Spring Length std ~ min.	36.4mm std
Tires size (nominal pressure)	Front: 3.25S18 (26psi) Rear: 3.50S18 (28psi)
ELECTRICAL — System/Type	AC Generator / Battery Ignition
Maximum Output	ϕ
Field Coil Color Code/ Ω	Rotor: 5.5 Ω \pm 10% Stator: 0.23 Ω \pm 10%
Charging Coil Color Code/ Ω	ϕ
Source Coil Color Code/ Ω	ϕ
Lighting Coil Color Code/ Ω	ϕ
Pulse Coil or Pickup Coil Color Code/ Ω	ϕ
Ignition Coil test gap/Primary Ω / Secondary Ω	6mm / 1.4 Ω \pm 10% / 6.6K Ω \pm 20%
Battery—model/spec. grav./chg rate x hour	12N 5.5-3B / 1.280 / 0.5A x 10 hr.
Headlight/Tailight/Signal Rating	12V 40-30W / 12V27-8WX2 / 12V27W
Point Gap/Condenser Capacitance	0.30 ~ 0.40mm / 0.22 μ F \pm 10%
Spark Plug Type	NGK B8ES
Spark Plug Gap/Torque/Cap Ω	0.6 ~ 0.7mm / 2.0kg-m / 10K Ω \pm 10%
Timing Static	2.3mm \pm 0.15mm BTDC
Dynamic	Fixed

©YAMAHA MOTOR CORPORATION, U. S. A., BUENA PARK, CALIFORNIA

7/18/77 Page 1 of 1