

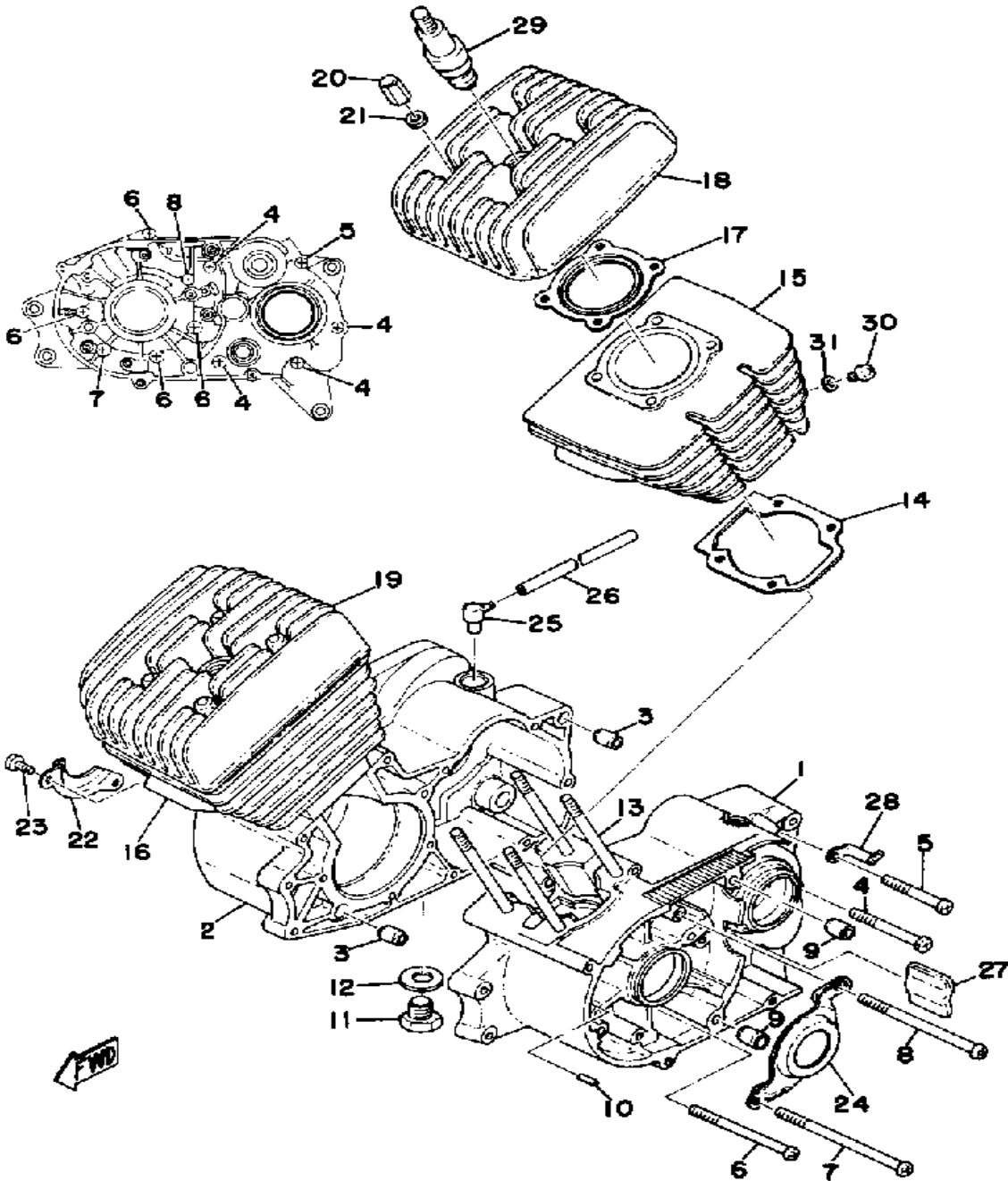
YAMAHA

GENUINE

PARTS CATALOGUE

MOTORCYCLE

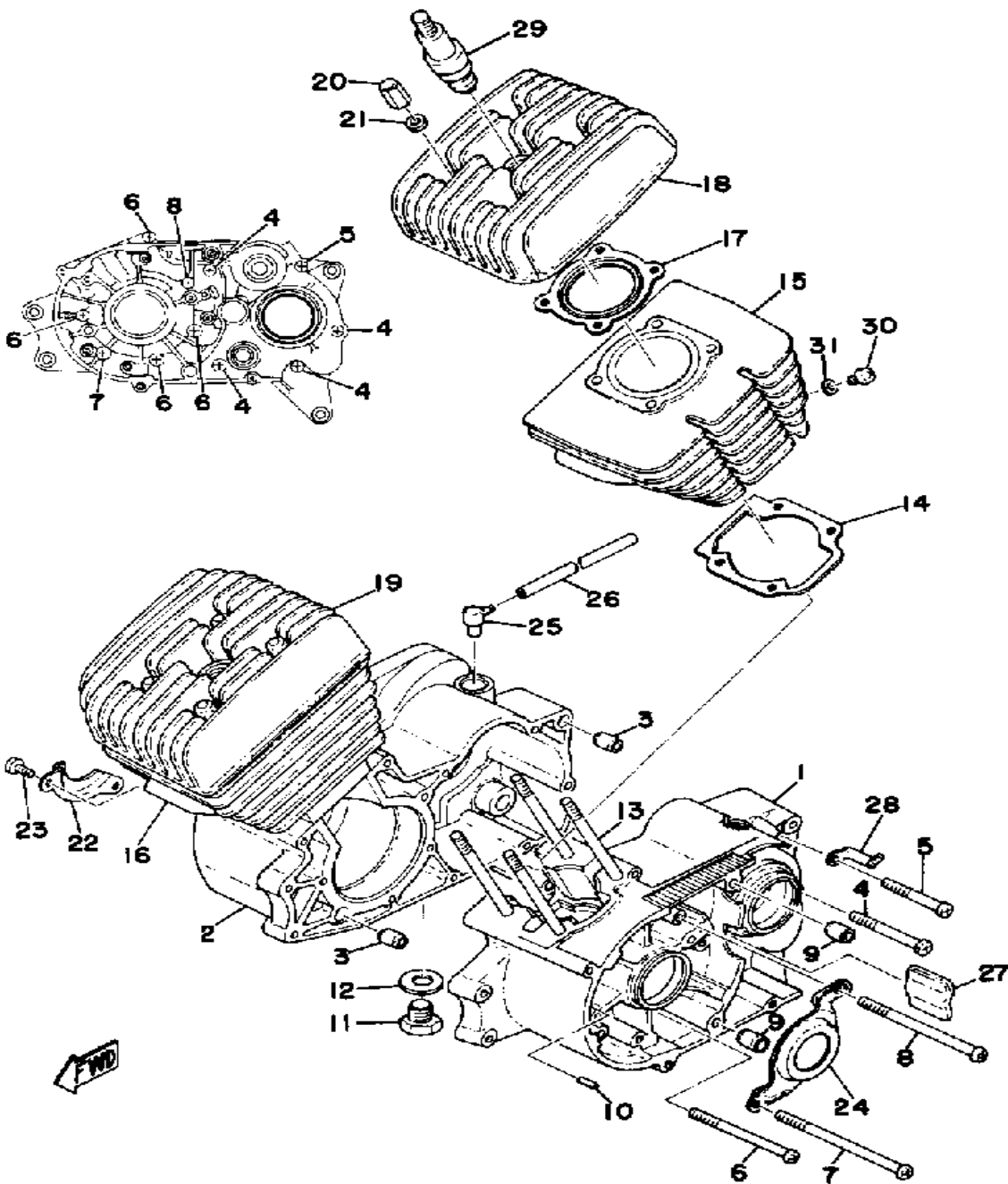
CRANKCASE - CYLINDER



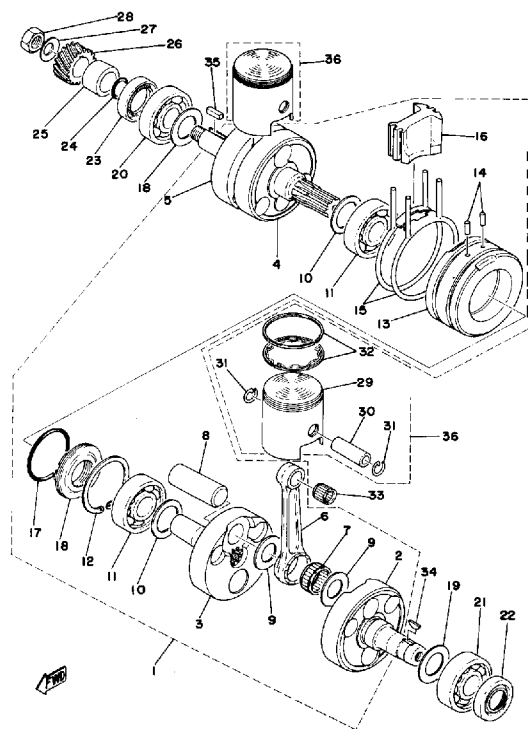
Ref. No.	Part Number	Description	Qty	Remarks
1	(397-15111-00-00)	CRANKCASE 1	1	
2	(397-15121-00-00)	CRANKCASE 2	1	
3	99510-12016-00	PIN, DOWEL	2	
4	92580-06560-00	SCREW PAN HEAD	4	
5	98580-06550-00	SCREW PAN HEAD (92503-06050)	1	
6	98511-06085-00	SCREW, PAN HEAD	4	
7	98501-06110-00	SCREW, PAN HEAD (92501-06110)	1	
8	98501-06100-00	SCREW, PAN HEAD	1	
9	99530-10014-00	PIN, DOWEL	2	
10	93603-14026-00	PIN, DOWEL	1	
11	90340-12005-00	PLUG, DRAIN	1	
12	90430-12207-00	GASKET	1	
13	90116-07033-00	BOLT, STUD (174-11361-00) ..	8	
14	397-11351-00-00	GASKET, CYLINDER	2	
15	¢39-71131-10-20	UNAVAILABLE IN PRICE BOOK	1	
16	¢39-71132-10-20	UNAVAILABLE IN PRICE BOOK	1	
17	273-11181-00-00	GASKET, CYLINDER HEAD 1 ..	2	
18	¢41-71111-10-00	UNAVAILABLE IN PRICE BOOK	1	
19	¢41-71112-10-00	UNAVAILABLE IN PRICE BOOK	1	
20	90176-07003-00	NUT, CROWN (166-11171-60) ..	8	
21	90201-07077-00	WASHER, PLAT	8	
22	¢39-71511-80-00	UNAVAILABLE IN PRICE BOOK	1	
23	98580-06012-00	SCREW, PAN HEAD	2	
24	¢38-91512-80-00	UNAVAILABLE IN PRICE BOOK	1	
25	583-15371-00-00	BREATHER	1	
26	90446-07241-00	HOSE (3AK)	1	
27	¢24-11535-70-00	UNAVAILABLE IN PRICE BOOK	1	

CONTINUED ON NEXT FRAME ➤

CRANKCASE - CYLINDER



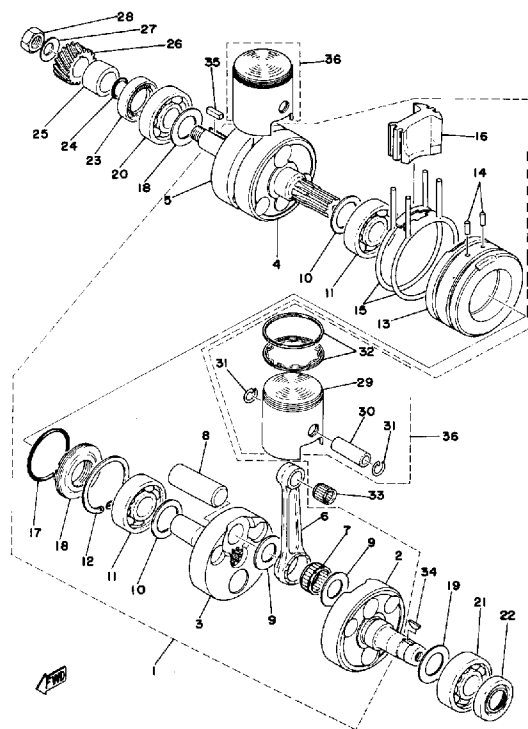
Ref. No.	Part Number	Description	Qty	Remarks
28	(90465-08046-00)	CLAMP	1	
29	NGK-B8ES0-00-00	PLUG, SPARK (NGK B8ES) ...	2	
30	98580-06008-00	SCREW, PAN HEAD	2	
31	90430-06011-00	GASKET	2	



CRANKSHAFT - PISTON

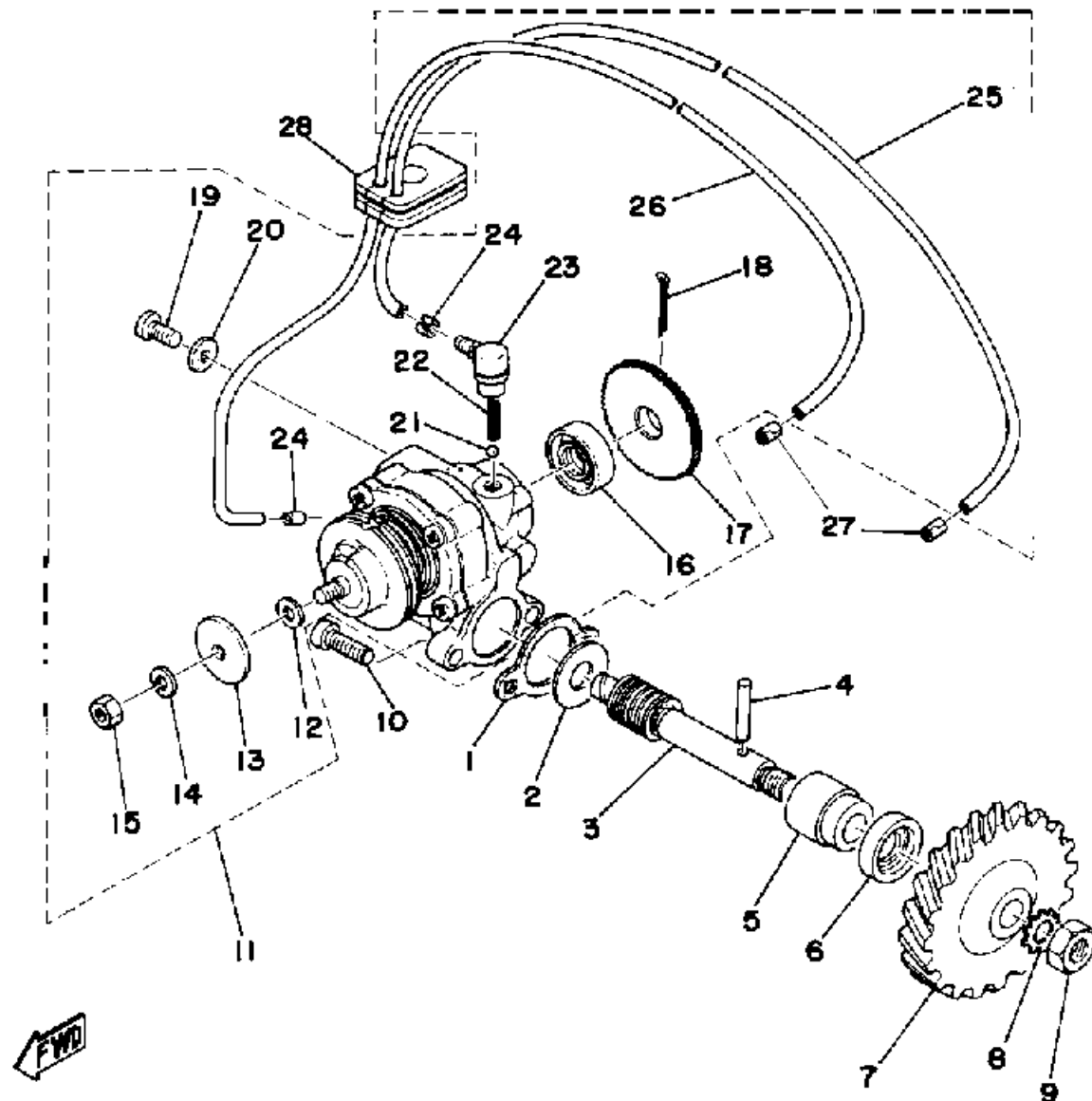
Ref. No.	Part Number	Description	Qty	Remarks
1	(397-11400-01-00)	CRANKSHAFT ASSEMBLY . . .	1	
2	¢39-71141-20-00	. UNAVAILABLE IN PRICE BOOK	1	
3	¢17-41142-20-20	. UNAVAILABLE IN PRICE BOOK	1	
4	¢17-41143-20-10	. UNAVAILABLE IN PRICE BOOK	1	
5	¢39-71144-20-00	. UNAVAILABLE IN PRICE BOOK	1	
6	50W-11651-00-00	. ROD, CONNECTING (787-11651-10)	2	
7	93310-42012-00	. BEARING, CYLINDER.# 0 . . .	2	
8	2Y1-11681-00-00	. PIN, CRANK 1	2	
9	90209-20159-00	. WASHER	4	
10	132-11561-00-03	. SHIM, CRANK 1	2	U.R.
	132-11561-00-05	. SHIM, CRANK 1	2	U.R.
11	93306-20529-00	. BEARING (B6205C4)	2	
12	93450-52010-00	. CIRCLIP	1	
13	93604-18058-00	. PIN, DOWEL	1	
14	93604-18058-00	. PIN, DOWEL	2	
15	¢17-41151-20-20	. UNAVAILABLE IN PRICE BOOK	2	
16	¢39-71154-10-00	. UNAVAILABLE IN PRICE BOOK	1	
17	93210-46044-00	. O-RING	1	
18	(174-11515-00-00)	SEAL, LABYRINTH 1	1	
19	132-11561-00-03	SHIM, CRANK 1	1	
	132-11561-00-05	SHIM, CRANK 1	1	
20	93306-30536-00	BEARING	1	
21	93306-20529-00	BEARING (B6205C4)	1	
22	93102-20117-00	OIL SEAL, SD-TYPE	1	

CONTINUED ON NEXT FRAME ➤



CRANKSHAFT - PISTON

Ref. No.	Part Number	Description	Qty	Remarks
23	93103-32031-00	OIL SEAL, SW-TYPE	1	
24	93210-180A6-00	O-RING	1	
25	ø90-38720-49-90	UNAVAILABLE IN PRICE BOOK	1	
26	ø39-71611-10-00	UNAVAILABLE IN PRICE BOOK	1	
27	90208-12015-00	WASHER, CONICAL SPRING ..	1	
28	90179-12244-00	NUT, SPEC'L SHAPE	1	
29	(397-11637-00-00)	PISTON 3 O/S 0.5	2	AP
	397-11631-00-96	PISTON STD	2	
	397-11635-00-00	PISTON 1 O/S 0.5	2	AP
	397-11636-00-00	PISTON 2 O/S 0.0	2	AP
	ø39-71163-80-00	UNAVAILABLE IN PRICE BOOK	2	AP
30	131-11633-00-00	PIN, PISTON	2	
31	93450-15023-00	CIRCLIP	4	
32	(397-11610-32-00)	PISTON RINGSET 3RD	2	AP
	397-11610-02-00	PISTON RINGSET STD	2	
	397-11610-12-00	PISTON RINGSET 1ST	2	AP
	397-11610-22-00	PISTON RINGSET 2ND	2	AP
	ø39-71161-04-20	UNAVAILABLE IN PRICE BOOK	2	AP
33	93310-21403-00	BEARING	2	
34	90280-03017-00	KEY, WOODRUFF	1	
35	90282-05005-00	KEY, STRAIGHT	1	
36	397-11631-00-96	PISTON STD	2	
	397-11635-00-00	PISTON 1 O/S 0.5	2	
	ø39-71163-02-00	UNAVAILABLE IN PRICE BOOK	2	
	ø39-71163-03-00	UNAVAILABLE IN PRICE BOOK	2	
	ø39-71163-04-00	UNAVAILABLE IN PRICE BOOK	2	



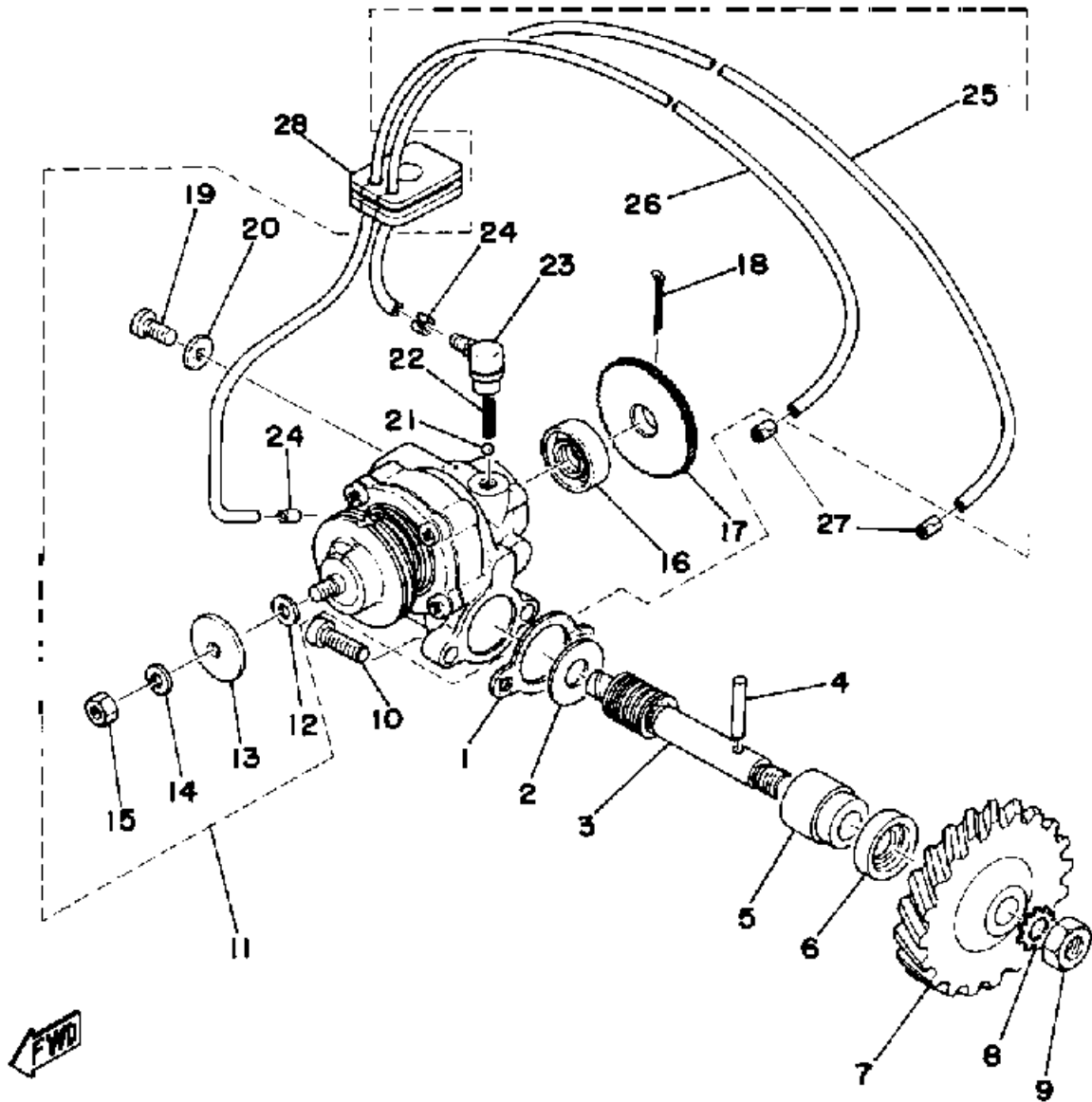
OIL PUMP

Ref. No.	Part Number	Description	Qty	Remarks
1	3MT-13116-00-00	GASKET, PUMP CASE (8Y0-13116-00)	1	
2	90201-08624-00	WASHER, PLATE	1	
3	ø17-41317-50-00	UNAVAILABLE IN PRICE BOOK	1	
4	93603-22028-00	PIN, DOWEL	1	
5	1E7-13176-00-00	METAL, WRM SHAF OTR	1	
6	93101-10002-00	OIL SEAL	1	
7	ø17-41317-80-00	UNAVAILABLE IN PRICE BOOK	1	
8	92901-08400-00	WASHER, EX.TOOTH	1	
9	95303-08700-00	NUT	1	
10	98580-05016-00	SCREW, PAN HEAD (98501-05016)	2	
11	(417-13101-00-00)	OIL PUMP ASSEMBLY	1	
12	137-13137-00-10	. SHIM (1.0T)	1	
13	137-13138-01-00	. PLATE, ADJUSTING	1	
14	92990-05100-00	. WASHER, SPRING	1	
15	95380-05600-00	. NUT	1	
16	93101-10090-00	. OIL SEAL	1	
17	ø13-71312-80-00	. UNAVAILABLE IN PRICE BOOK	1	
18	91401-12018-00	. PIN, COTTER	1	
19	98901-04008-00	. SCREW, BIND	1	
20	90430-04004-00	. GASKET	1	
21	93505-32002-00	. BALL	2	
22	90501-02018-00	. SPRING, COMPRESSION	2	
23	353-13552-01-00	. NOZZLE	2	
24	90468-02033-00	. CLIP	2	
25	90445-05034-00	. HOSE		
26	90445-05217-00	. HOSE	1	
27	90468-02033-00	CLIP	2	

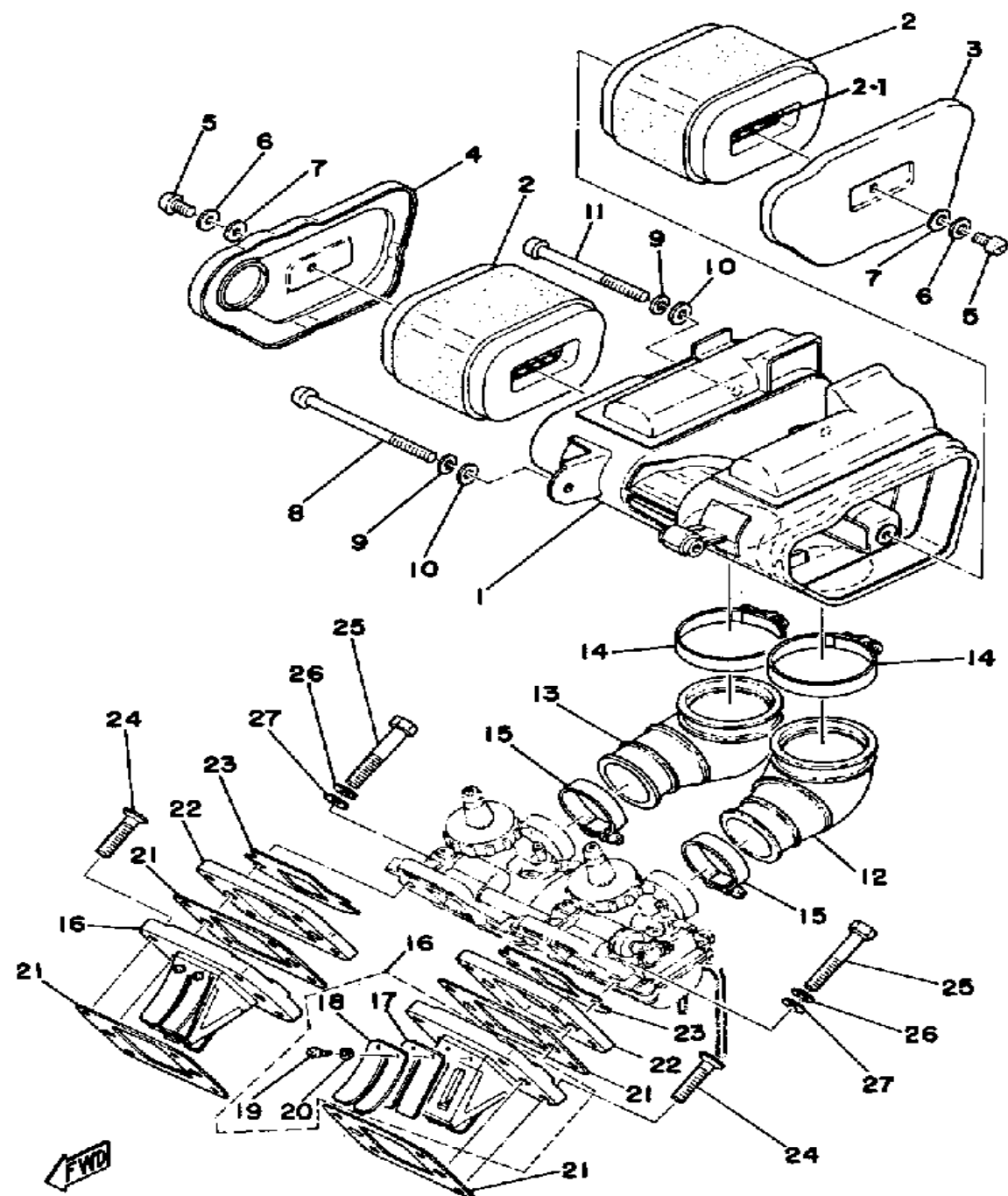
CONTINUED ON NEXT FRAME ►

OIL PUMP

Ref. No.	Part Number	Description	Qty	Remarks
28	ø29-31317-40-00	UNAVAILABLE IN PRICE BOOK	1	



AIR FILTER

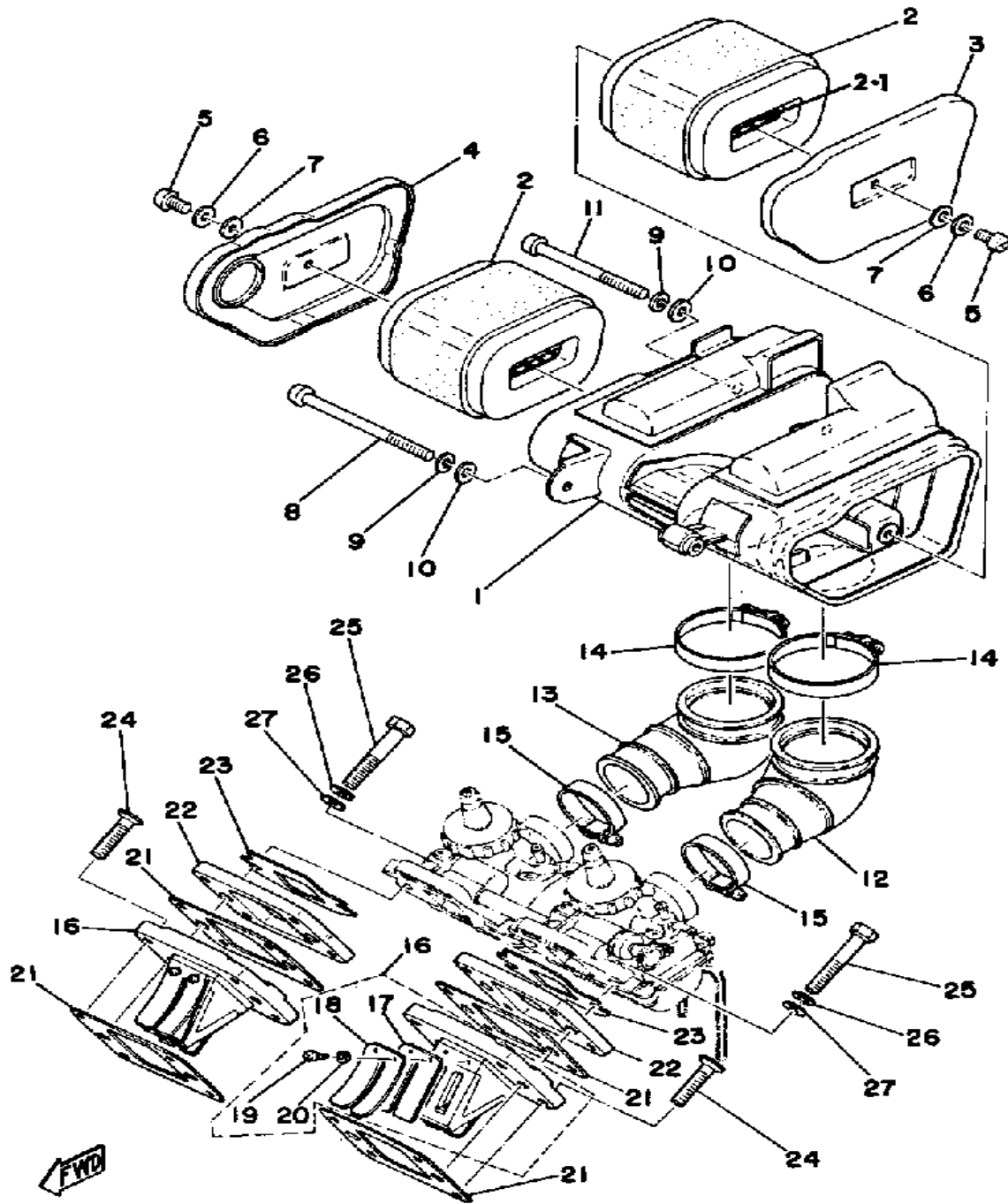


Ref. No.	Part Number	Description	Qty	Remarks
1	(397-14411-00-00)	CASE, AIR CLEANER 1	1	
2	396-14451-09-00	ELEMENT, AIR CLNR	2	
3	ø38-91441-20-10	UNAVAILABLE IN PRICE BOOK	1	
4	ø39-71442-20-00	UNAVAILABLE IN PRICE BOOK	1	
5	98580-06010-00	SCREW, PAN HEAD (92503-06010)	2	
6	92990-06200-00	WASHER	2	
7	90202-05057-00	WASHER, PLATE	2	
8	98580-06580-00	SCREW, PAN HEAD (98501-06080-00)	1	
9	92995-06100-00	WASHER, SPRING	2	
10	92990-06200-00	WASHER	2	
11	98501-06070-00	SCREW, PAN HEAD	1	
12	(397-14453-01-00)	JOINT, AIR CLNR 1	1	
13	397-14463-01-00	JOINT, AIR CLNR 2	1	
14	90460-49058-00	CLAMP, HOSE	2	
15	90460-39052-00	CLAMP, HOSE	2	
16	ø38-91361-00-10	UNAVAILABLE IN PRICE BOOK	2	
17	389-13613-00-00	. REED, VALVE	4	
18	ø38-91361-60-10	. UNAVAILABLE IN PRICE BOOK	4	
19	98580-03008-00	. SCREW, PAN HEAD	8	
20	92990-03100-00	. WASHER, SPRING (92901-03100)	8	
21	389-13621-00-00	GASKET, VALVE SEAT	4	
22	389-13555-00-00	MANIFOLD, INTAKE	2	
23	389-13622-00-00	GASKET, VALVE SEAT	2	
24	98706-06025-00	SCREW, FLAT HEAD	8	
25	91316-08040-00	BOLT, SOCKET HEAD	4	
26	92906-08100-00	WASHER, SPRING	4	

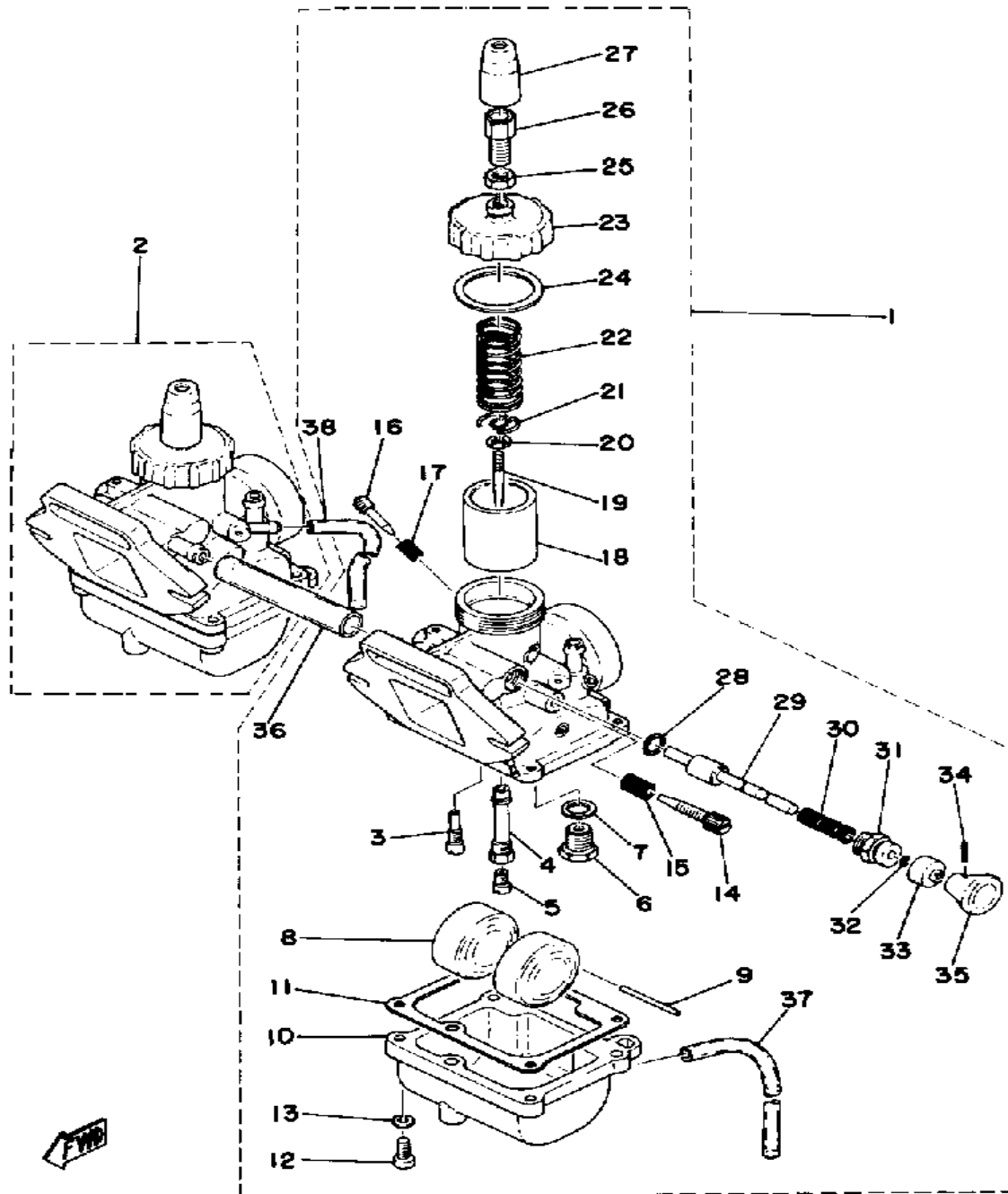
CONTINUED ON NEXT FRAME ►

AIR FILTER

Ref. No.	Part Number	Description	Qty	Remarks
27	92906-08200-00	WASHER	4	



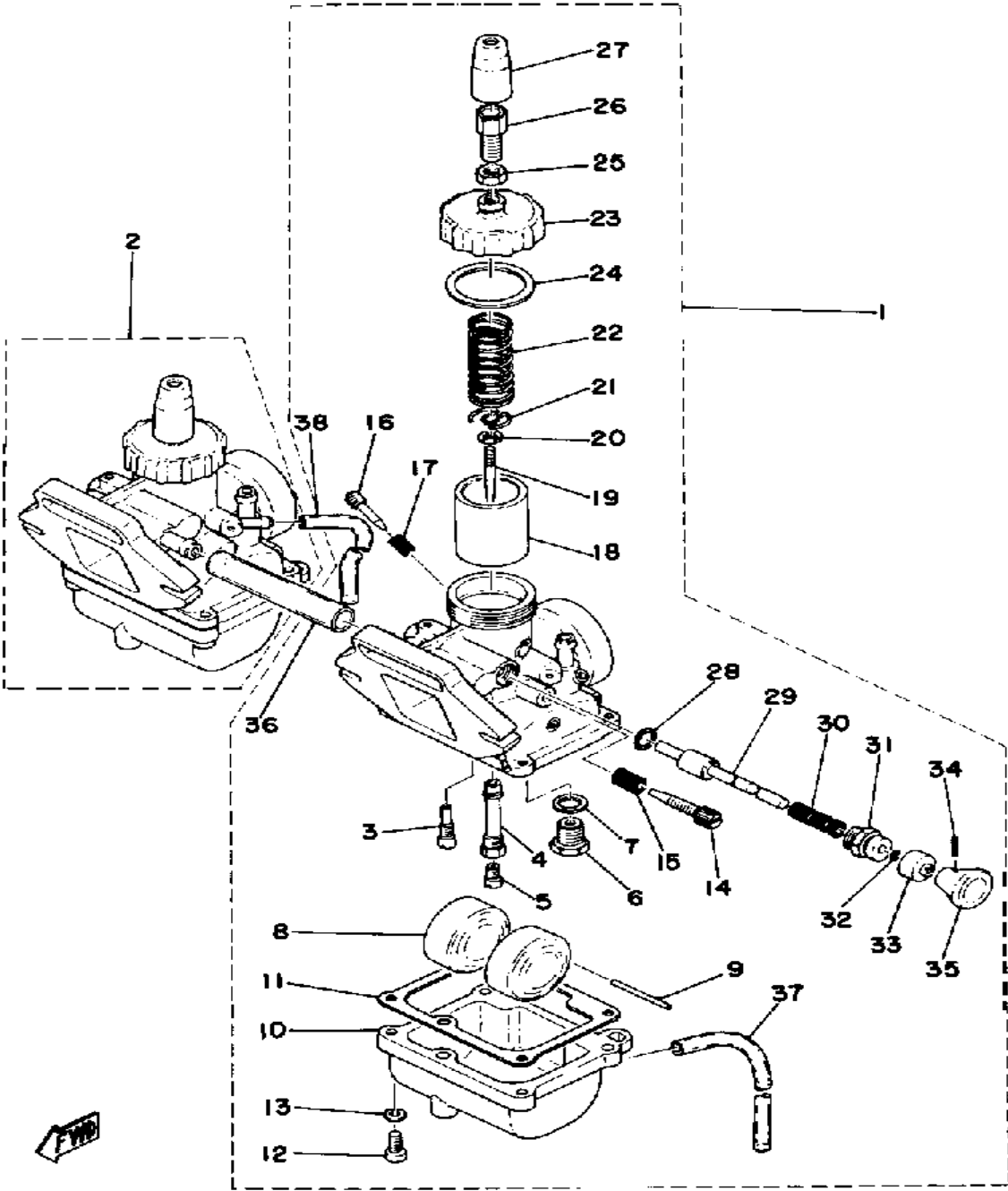
CARBURETOR



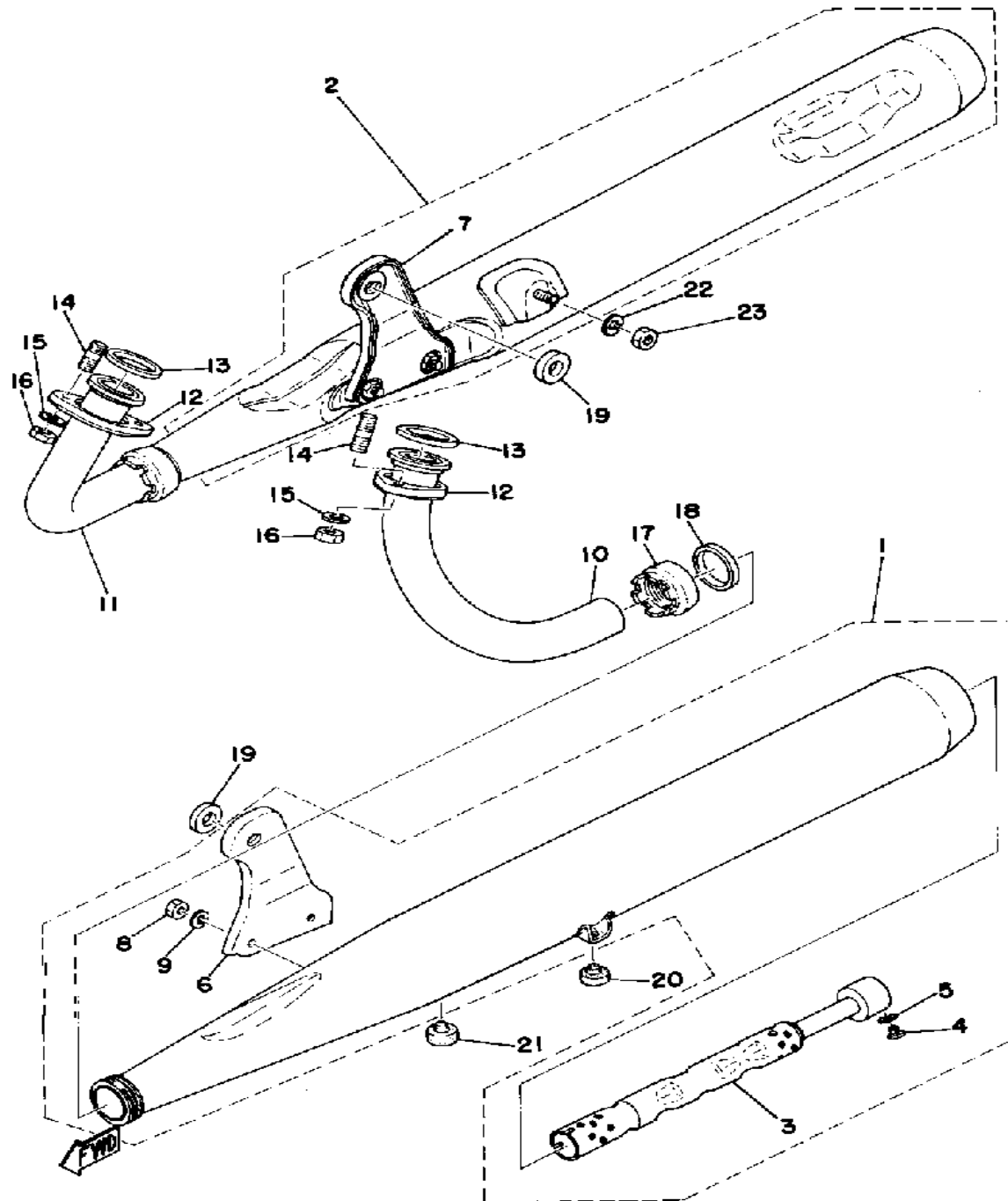
Ref. No.	Part Number	Description	Qty	Remarks
	¢39-71431-32-50	. UNAVAILABLE IN PRICE BOOK	1	
1	¢39-71430-16-40	UNAVAILABLE IN PRICE BOOK	1	
2	¢39-71430-26-40	UNAVAILABLE IN PRICE BOOK	1	
3	¢36-71434-22-20	. UNAVAILABLE IN PRICE BOOK	2	
4	396-14341-00-00	. NOZZLE, MAIN	2	
5	(396-14343-46-00)	JET, MAIN # 2	2	U.R. STD
	396-14343-44-00	. JET, MAIN # 8	2	U.R.
	396-14343-45-00	. JET, MAIN # 0	2	U.R.
	396-14343-47-00	. JET, MAIN # 4	2	U.R.
	¢39-61434-34-80	. UNAVAILABLE IN PRICE BOOK	2	
6	1J2-14390-25-00	. NEEDLE VALVE ASSEMBLY (396-14390-25-00)	2	
7	367-14195-00-00	. GASKET	2	
8	367-14385-00-00	. FLOAT	2	
9	367-14386-00-00	. PIN, FLOAT	2	
10	397-14181-14-00	. BODY, FLOAT CHMBR 1	2	
11	389-14384-00-00	. GASKET, FLOAT CHMBR	2	
12	98580-04010-00	. SCREW, PAN HEAD	8	
13	92901-04100-00	. WASHER, SPRING	8	
14	396-14211-00-00	. SCREW, PILOT ADJUSTING	2	
15	389-14212-00-00	. SPRING, PILOT ADJUSTING	2	
16	396-14323-00-00	. SCREW, AIR ADJUSTING	2	
17	389-14333-00-00	. SPRING, THRTL STOP	2	
18	¢39-71431-22-50	. UNAVAILABLE IN PRICE BOOK	1	
19	¢39-71433-60-00	. UNAVAILABLE IN PRICE BOOK	2	
20	389-14137-00-00	. CLIP	2	

CONTINUED ON NEXT FRAME ►

CARBURETOR

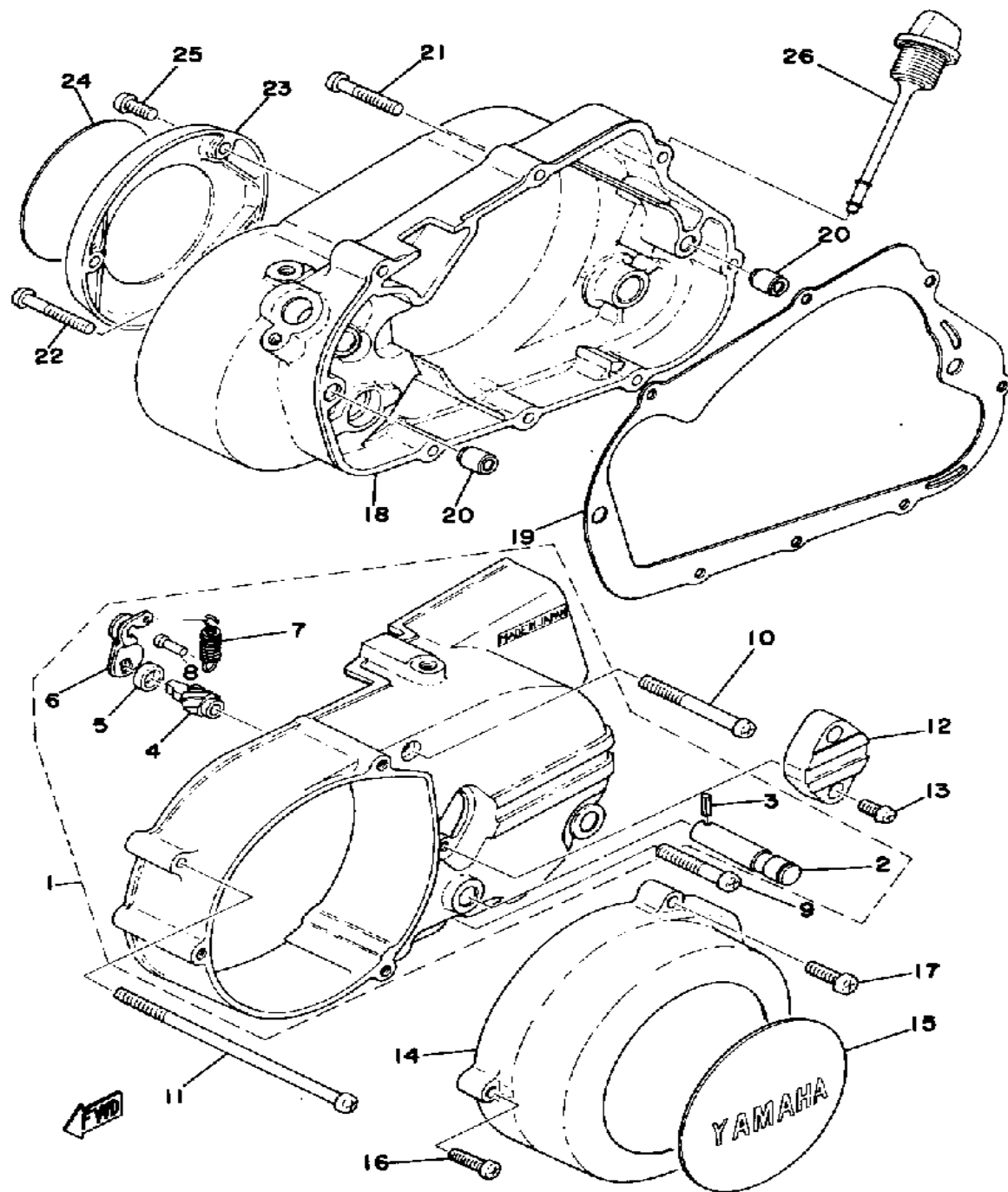


Ref. No.	Part Number	Description	Qty	Remarks
21	396-14136-02-00	. SEAT, SPRING	2	
22	¢39-61433-10-00	. UNAVAILABLE IN PRICE BOOK	2	
23	¢38-91416-80-03	. UNAVAILABLE IN PRICE BOOK	2	
24	¢38-91412-60-00	. UNAVAILABLE IN PRICE BOOK	2	
25	288-14161-00-00	. NUT, CABLE ADJUSTING ...	2	
26	¢39-61412-40-00	. UNAVAILABLE IN PRICE BOOK	2	
27	367-14169-00-00	. CAP	2	
28	(389-14147-00-00)	. O-RING	1	
29	(396-14371-00-00)	. PLUNGER, STARTER	1	
30	¢38-91433-50-00	. UNAVAILABLE IN PRICE BOOK	1	
31	(396-14374-00-00)	. CAP, PLUNGER	1	
32	¢38-91413-80-00	. UNAVAILABLE IN PRICE BOOK	1	
33	¢38-91437-30-00	. UNAVAILABLE IN PRICE BOOK	1	
34	91690-20008-00	. PIN, SPRING	1	
35	389-14261-01-00	. KNOB, STARTER	1	
36	¢39-71434-90-00	. UNAVAILABLE IN PRICE BOOK	1	
37	¢38-91439-60-00	. UNAVAILABLE IN PRICE BOOK	2	
38	¢39-61434-80-00	. UNAVAILABLE IN PRICE BOOK	2	



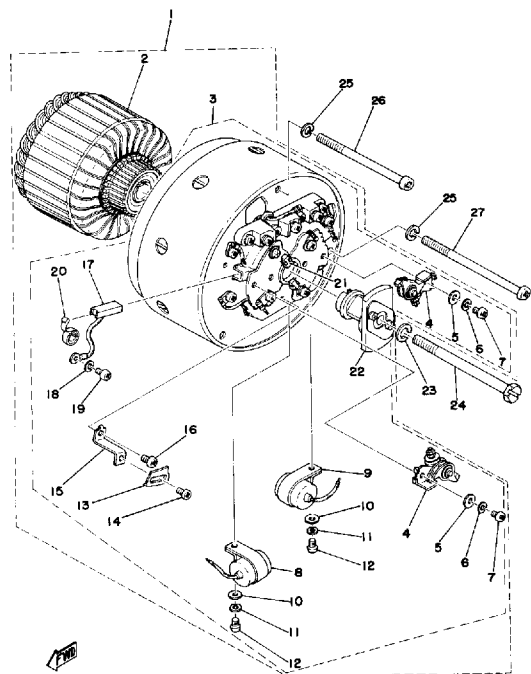
EXHAUST

Ref. No.	Part Number	Description	Qty	Remarks
1	¢39-71471-00-10	UNAVAILABLE IN PRICE BOOK	1	
2	¢39-71472-00-10	UNAVAILABLE IN PRICE BOOK	1	
3	¢39-71475-30-00	. UNAVAILABLE IN PRICE BOOK	2	
4	98580-05010-00	. SCREW, PAN HEAD	2	
5	92990-05100-00	. WASHER, SPRING	2	
6	¢39-71477-10-03	. UNAVAILABLE IN PRICE BOOK	1	
7	¢39-71478-10-03	. UNAVAILABLE IN PRICE BOOK	1	
8	95333-08600-00	. NUT, HEXAGON	4	
9	92990-08100-00	. WASHER	4	
10	¢39-71461-10-20	UNAVAILABLE IN PRICE BOOK	1	
11	¢39-71462-10-20	UNAVAILABLE IN PRICE BOOK	1	
12	¢30-71461-20-00	UNAVAILABLE IN PRICE BOOK	2	
13	132-14613-00-00	GASKET, EXST PIPE	2	
14	90116-08166-00	BOLT, STUD (246-14651-00) ..	4	
15	92990-08100-00	WASHER	4	
16	95333-08600-00	NUT, HEXAGON	4	
17	132-14713-00-00	NUT, MUFFLER JOINT	2	
18	3NA-14714-01-00	GASKET, MUFFLER	2	
19	¢33-71477-90-00	UNAVAILABLE IN PRICE BOOK	2	
20	1M3-27114-00-00	STOPPER, MAIN STAND (10927-11400-00)	1	
21	371-27114-00-00	STOPPER, MAIN STAND	1	
22	92990-08100-00	WASHER	2	
23	95333-08600-00	NUT, HEXAGON	2	



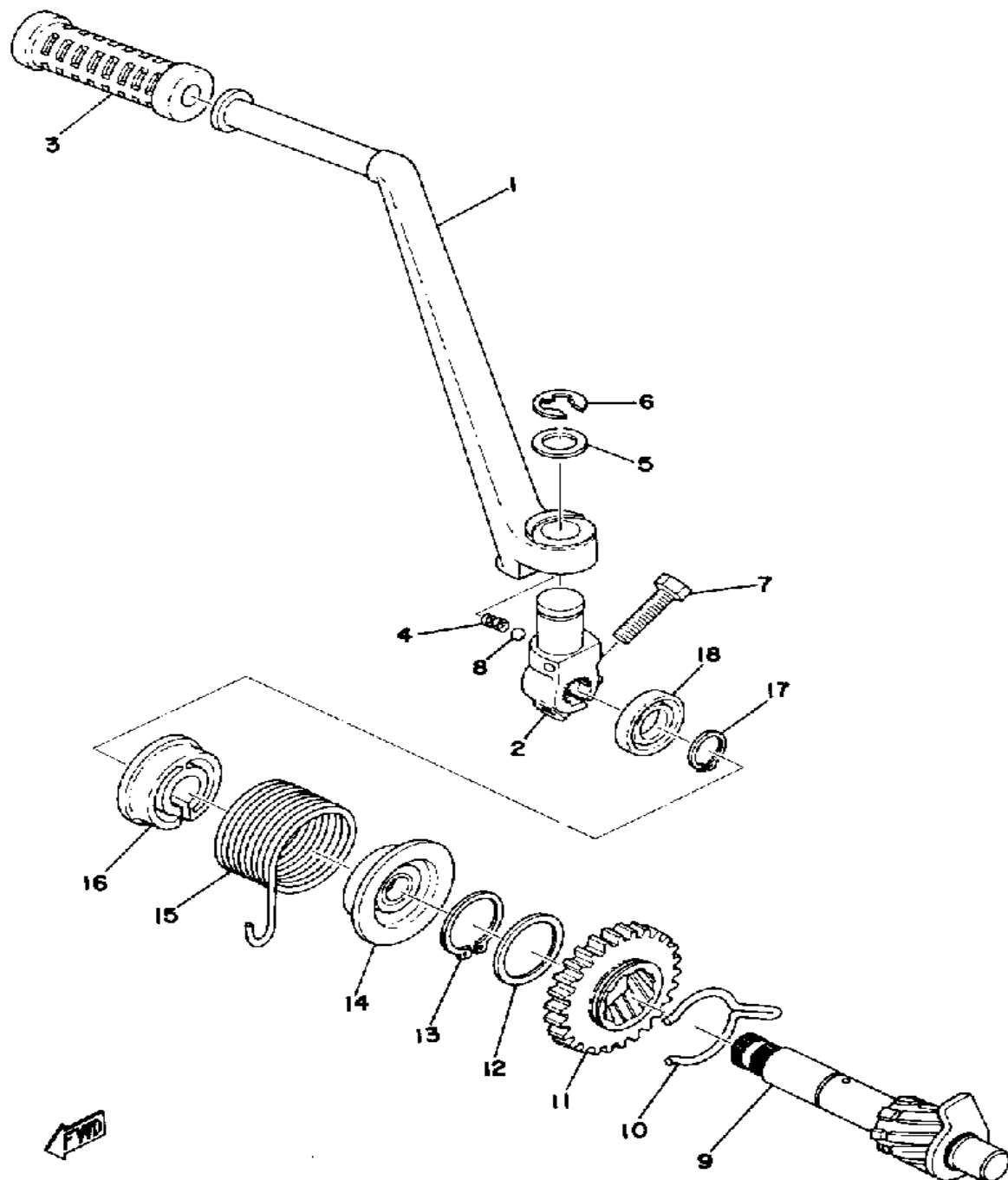
CRANKCASE COVER

Ref. No.	Part Number	Description	Qty	Remarks
1	337-15410-00-00	CRCS COVER ASSEMBLY LASS"Y, LEFT	1	
2	ø30-71818-80-00	. UNAVAILABLE IN PRICE BOOK	1	
3	ø91-60930-02-20	. UNAVAILABLE IN PRICE BOOK	1	
4	241-16341-01-00	. SCREW, PUSH	1	
5	93104-10085-00	. OIL SEAL, SO-TYPE	1	
6	241-16342-00-00	. LEVER, PUSH	1	
7	90506-10019-00	. SPRING, TENSION	1	
8	132-16346-00-00	. HOOK, SPRING	1	
9	98506-06040-00	SCREW, PAN HEAD	2	
10	98506-06060-00	SCREW, PAN HEAD	1	
11	92506-06140-00	SCREW, PAN HEAD	1	
12	ø33-71541-70-00	UNAVAILABLE IN PRICE BOOK	1	
13	98516-05012-00	SCREW, PAN HEAD 4CG	2	
14	ø39-71541-50-00	UNAVAILABLE IN PRICE BOOK	1	
15	389-15425-00-00	COVER, GENERATOR R	1	
16	98506-06025-00	SCREW, PAN HEAD	1	
17	98516-06020-00	SCREW, PAN HEAD	2	
18	ø33-71542-10-00	UNAVAILABLE IN PRICE BOOK	1	
19	237-15324-00-00	GASKET, CRANKCASE 2	1	
20	99530-10014-00	PIN, DOWEL	2	
21	98506-06035-00	SCREW, PAN HEAD	7	
22	98506-06040-00	SCREW, PAN HEAD	1	
23	(397-15416-00-00)	COVER, OIL PUMP	1	
24	(389-15426-00-00)	COVER, OIL PUMP R	1	
25	98506-06014-00	SCREW, PAN HEAD (92506-06014)	3	
26	(307-15363-00-00)	PLUG, OIL	1	



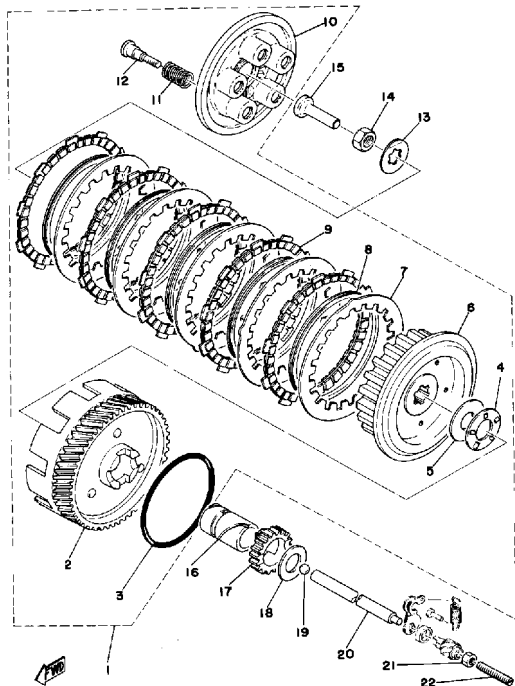
GENERATOR

Ref. No.	Part Number	Description	Qty	Remarks
1	ø39-78110-01-10	UNAVAILABLE IN PRICE BOOK	1	
2	ø39-78115-51-10	. UNAVAILABLE IN PRICE BOOK	1	
3	(397-81110-10-00)	STATOR ASSEMBLY	1	
4	183-81421-19-00	.. CONTACT BRKR ASSEMBLY	2	
5	92990-04200-00	.. WASHER, PLAIN	2	
6	92901-04100-00	.. WASHER, SPRING	2	
7	98580-04008-00	.. SCREW, PAN HEAD	2	
8	132-81226-90-00	.. CONDENSER 2	1	
9	132-81225-90-00	.. CONDENSER 1	1	
10	92990-04200-00	.. WASHER, PLAIN	2	
11	92901-04100-00	.. WASHER, SPRING	2	
12	98580-04008-00	.. SCREW, PAN HEAD	2	
13	ø13-38113-21-00	.. UNAVAILABLE IN PRICE BOOK	1	
14	110-81346-21-00	.. SCREW, PAN HEAD	1	
15	ø29-98113-31-00	.. UNAVAILABLE IN PRICE BOOK	1	
16	97601-04106-00	.. SCREW, PN/HD.W/WSHR ..	1	
17	101-81111-10-00	.. BRUSH	4	
18	92901-04100-00	.. WASHER, SPRING	4	
19	98580-04008-00	.. SCREW, PAN HEAD	4	
20	141-81113-10-00	.. SPRING, BRUSH	4	
21	207-81331-10-00	.. LUBRICATOR	2	
22	(337-81153-10-00)	GOVERNOR ASSEMBLY	1	
23	92990-08100-00	WASHER	1	
24	(90143-07021-00)	SCREW, HEXAGON	1	
25	92995-06100-00	WASHER, SPRING	3	
26	98511-06085-00	SCREW, PAN HEAD	1	
27	98501-06095-00	SCREW, PAN HEAD	2	



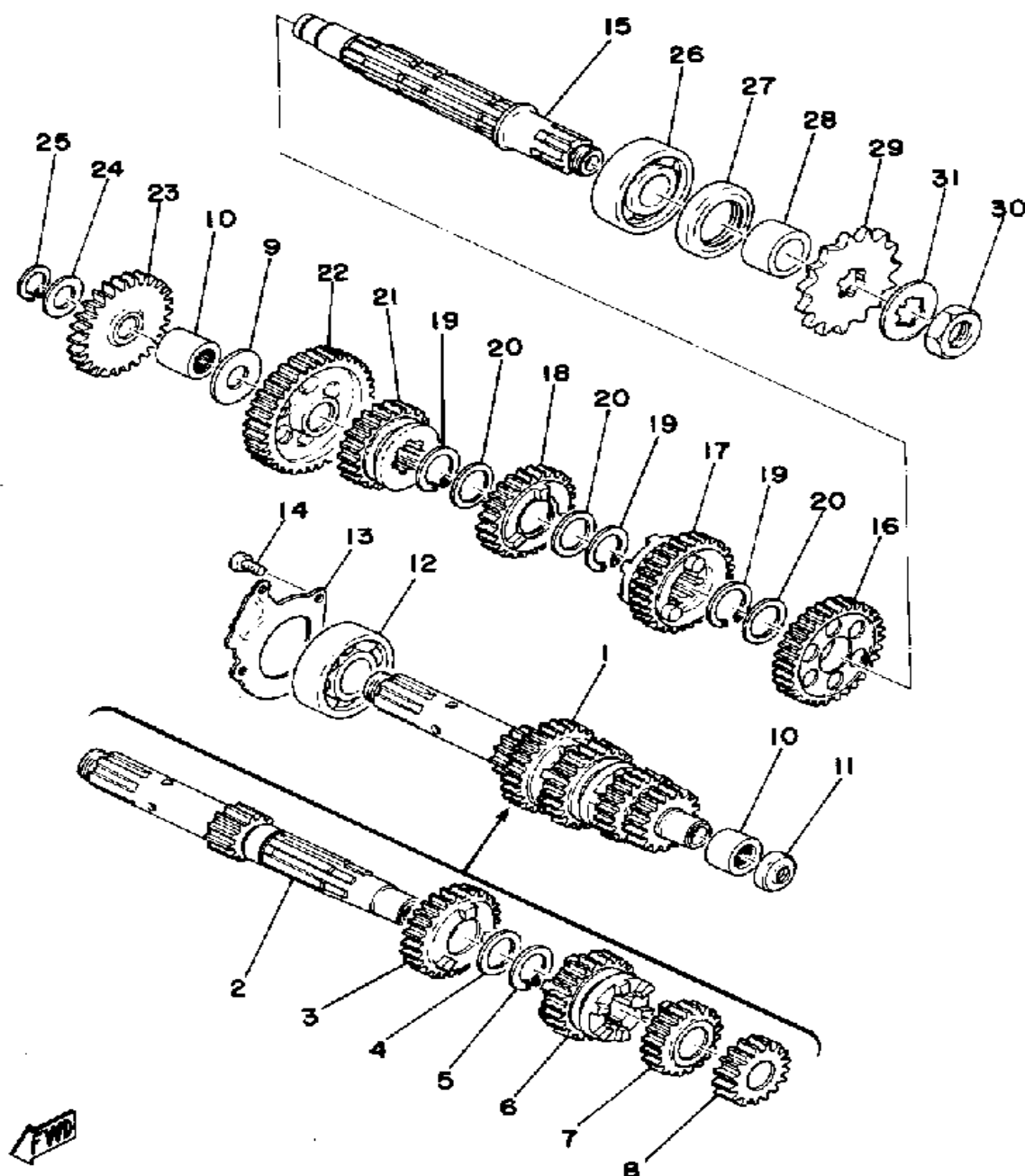
STARTER

Ref. No.	Part Number	Description	Qty	Remarks
1	2F3-15611-00-93	CRANK, KICK	1	
2	337-15621-01-00	BOSS, KICK CRANK	1	
3	156-15618-01-00	COVER, KICK LEVER	1	
4	90501-12081-00	SPRING, COMPRESSION	1	
5	90201-15234-00	WASHER, PLATE	1	
6	99006-10600-00	CIRCLIP	1	
7	97011-06025-00	BOLT (97001-06025)	1	
8	93507-32031-00	BALL	1	
9	337-15660-00-00	KICK AXLE ASSEMBLY	1	
10	90468-26048-00	CLIP	1	
11	251-15641-01-00	GEAR, KICK	1	
12	90201-253K0-00	WASHER, PLATE (T=1.0)	1	
13	93410-25017-00	CIRCLIP	1	
14	132-15664-01-00	GUIDE, SPRING	1	
15	90508-26136-00	SPRING, TORSION	1	
16	132-15676-01-00	COVER, SPRING	1	
17	99009-15400-00	CIRCLIP	1	
18	93109-15001-00	OIL SEAL	1	



CLUTCH

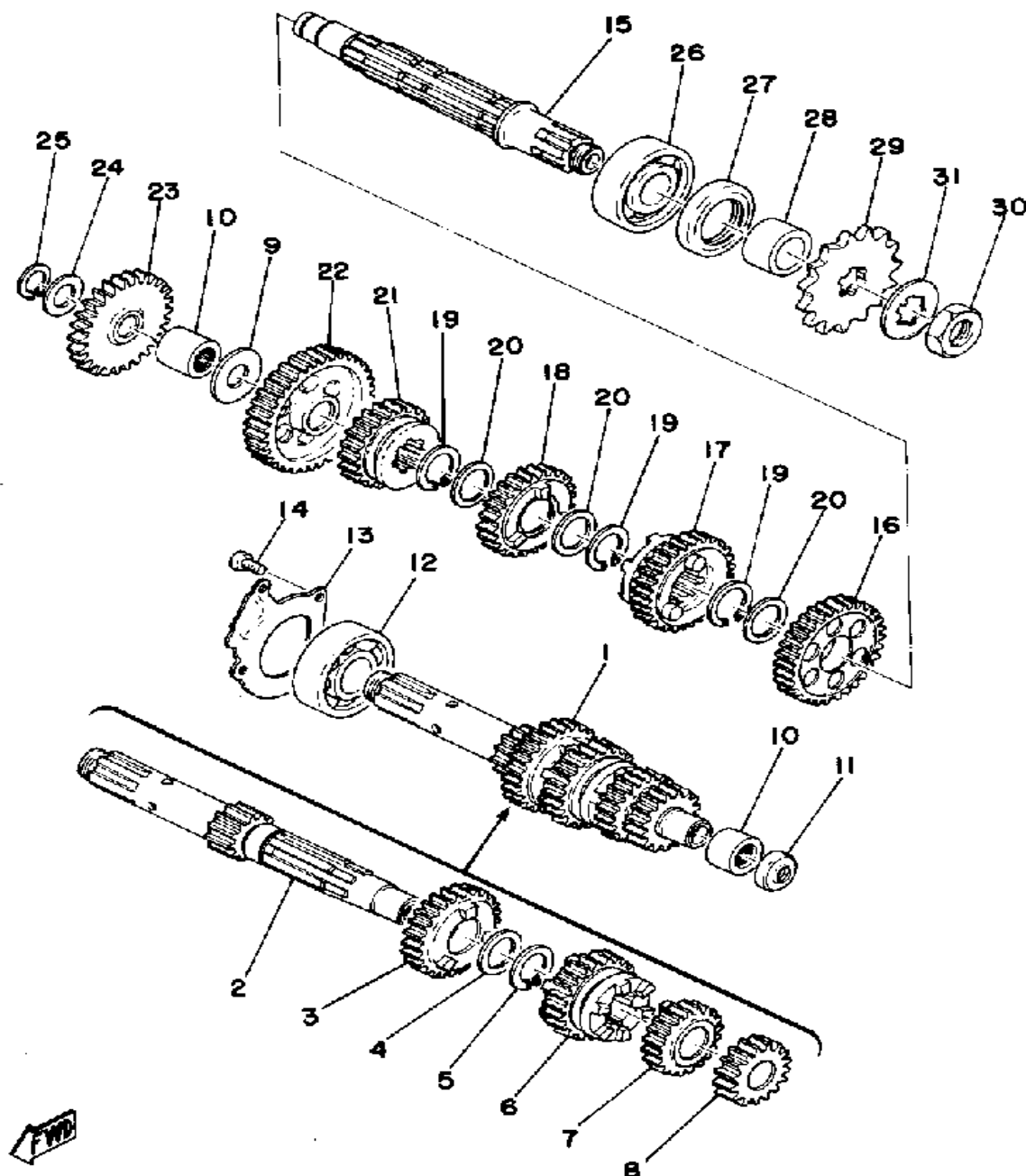
Ref. No.	Part Number	Description	Qty	Remarks
1	¢17-41630-16-00	UNAVAILABLE IN PRICE BOOK	1	
2	¢17-41610-50-10	. UNAVAILABLE IN PRICE BOOK	1	
3	93210-85075-00	. O-RING	1	
4	93341-22603-00	. BEARING, FLAT # 1	1	
5	174-16154-00-00	. PLATE, THRUST 1	1	
6	174-16371-01-00	. BOSS, CLUTCH	1	
7	336-16324-00-00	. PLATE, CLUTCH 1 (13716-32400-00)	5	
8	137-16367-00-00	. RING, CUSHION	5	
9	132-16321-01-00	. PLATE, FRICTION	5	
10	132-16351-00-00	. PLATE, PRESSURE 1	1	
11	90501-20122-00	. SPRING, COMPRESSION (137-16333-00)	5	
12	(90149-05147-00)	SCREW, SPECL SHAPE	5	
13	90215-16020-00	WASHER, LOCK	1	
14	90179-16018-00	NUT	1	
15	174-16356-00-00	ROD, PUSH 1	1	
16	90387-20439-00	COLLAR (174-16181-00)	1	
17	251-15631-01-00	GEAR, KICK PINION	1	
18	174-16164-00-00	PLATE, THRUST 2	1	
19	93505-16006-00	BALL	1	
20	237-16357-01-00	ROD, PUSH 2	1	
21	95380-06700-00	NUT	1	
22	90113-06013-00	BOLT, SET	1	



TRANSMISSION

Ref. No.	Part Number	Description	Qty	Remarks
1	¢39-71741-00-00	UNAVAILABLE IN PRICE BOOK	1	
2	¢39-71741-10-00	. UNAVAILABLE IN PRICE BOOK	1	
3	¢39-71715-10-00	. UNAVAILABLE IN PRICE BOOK	1	
4	90201-20266-00	. WASHER, PLATE (1.0T)	1	
5	93410-20038-00	. CIRCLIP	1	
6	¢39-71714-10-00	. UNAVAILABLE IN PRICE BOOK	1	
7	¢39-71713-10-00	. UNAVAILABLE IN PRICE BOOK	1	
8	¢39-71712-10-00	. UNAVAILABLE IN PRICE BOOK	1	
9	164-17427-00-06	SHIM 1 (0.6T)	2	U.R.
10	93315-31502-00	BEARING	2	
11	93109-08061-00	OIL SEAL	1	
12	93306-30408-00	BEARING	1	
13	¢24-81747-10-10	UNAVAILABLE IN PRICE BOOK	1	
14	98580-05010-00	. SCREW, PAN HEAD	3	
15	¢39-71742-10-00	UNAVAILABLE IN PRICE BOOK	1	
16	(397-17221-01-00)	GEAR, 2ND WHEEL	1	
17	¢39-71723-10-00	UNAVAILABLE IN PRICE BOOK	1	
18	¢39-71724-10-00	UNAVAILABLE IN PRICE BOOK	1	
19	93410-20038-00	CIRCLIP	3	
20	90201-20266-00	WASHER, PLATE (1.0T)	3	
21	¢39-71725-10-00	UNAVAILABLE IN PRICE BOOK	1	
22	¢17-41721-10-10	UNAVAILABLE IN PRICE BOOK	1	
23	403-15651-00-00	GEAR, KICK IDLE (28T)	1	
24	(132-15653-00-10)	WASHER	1	U.R.
	132-15653-00-12	WASHER (13.3-22-1.2)	1	U.R.

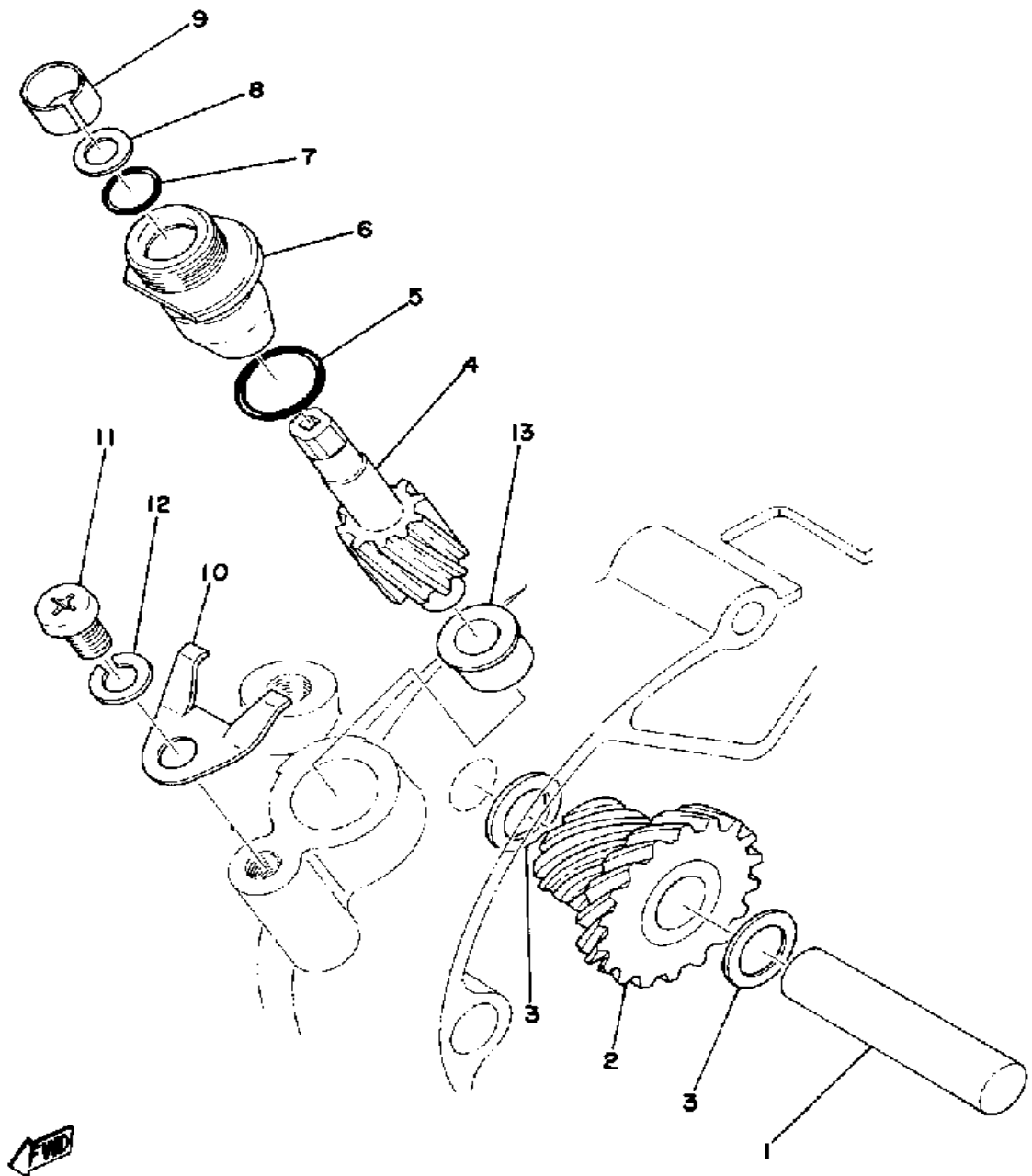
CONTINUED ON NEXT FRAME ➤



TRANSMISSION

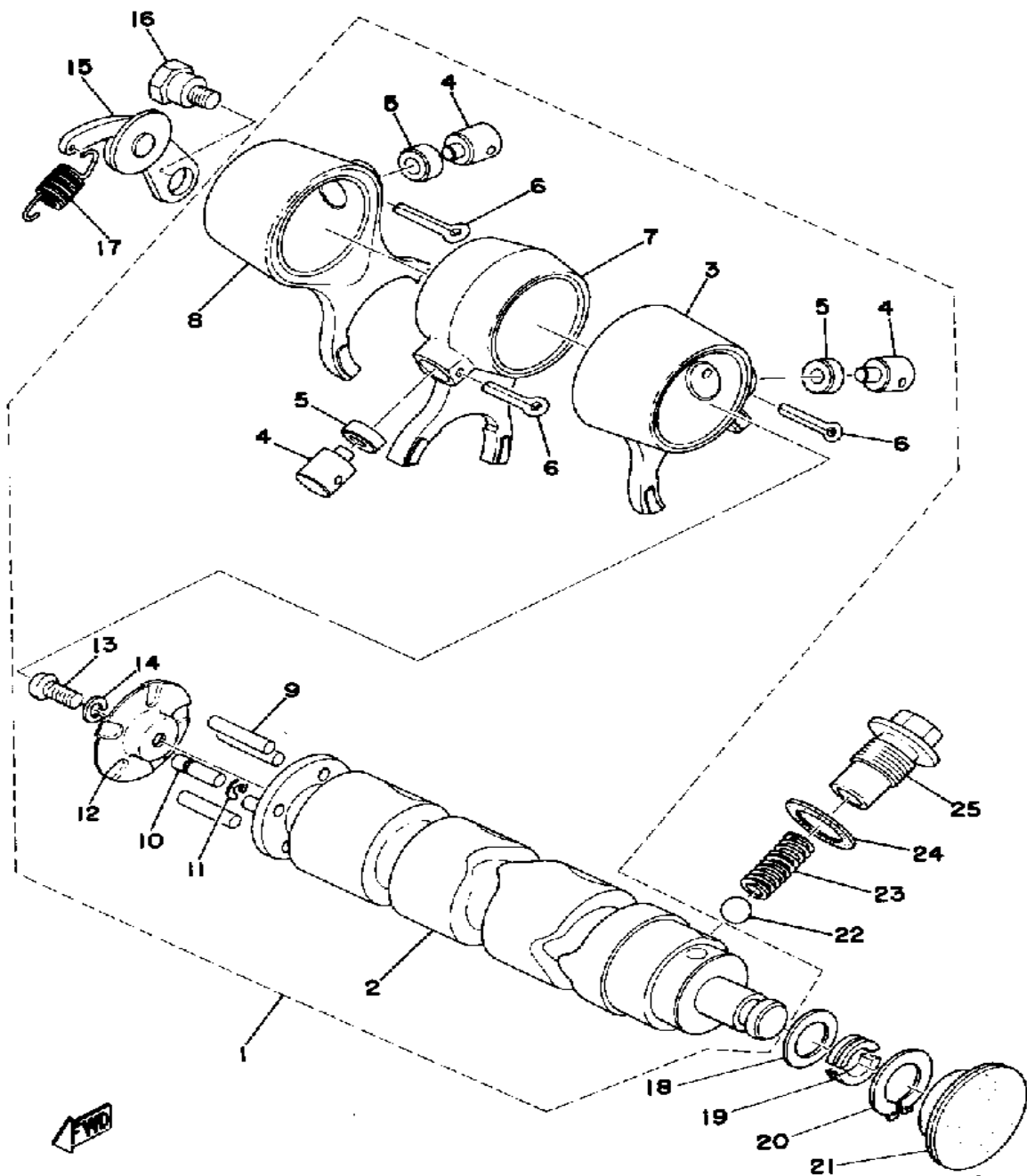
Ref. No.	Part Number	Description	Qty	Remarks
24	ø13-21565-30-01	UNAVAILABLE IN PRICE BOOK	1	U.R.
25	99009-13400-00	CIRCLIP (55X)	1	
26	93306-30421-00	BEARING (B6304C3)	1	
27	93102-28021-00	OIL SEAL	1	
28	90387-20346-00	COLLAR (174-17462-00)	1	
29	93822-13024-00	SPROCKET, DRIVE 13T (1741746130)	1	UR
	93822-14037-00	SPROCKET, DRIVE 14T (1741746140)	1	UR STD
	93822-15065-00	SPROCKET, DRIVE 15T (1741746150)	1	UR
30	90179-16018-00	NUT	1	
31	90215-16020-00	WASHER, LOCK	1	

TACHOMETER GEAR



Ref. No.	Part Number	Description	Qty	Remarks
1	237-17861-00-00	AXLE, DRIVE GEAR	1	
2	23-71783-10-00	UNAVAILABLE IN PRICE BOOK	1	
3	248-17837-00-00	SHIM	2	
4	24-81784-10-00	UNAVAILABLE IN PRICE BOOK	1	
5	93210-13016-00	O-RING	1	
6	353-17810-00-00	HOUSING ASSEMBLY, TACH (214-17811-01)	1	
7	93210-07100-00	O-RING	1	
8	214-17847-00-00	SHIM (7.5-10.8-0.4)	1	
9	90383-10005-00	BUSH, FORMED (214-17815-00) 0 1	1	
10	5U7-17812-00-00	STOPPER	1	
11	98580-06010-00	SCREW, PAN HEAD (92503-06010)	1	
12	92995-06100-00	WASHER, SPRING	1	
13	90381-08002-00	BUSHING (214-17843-00)	1	

SHIFT CAM - FORK

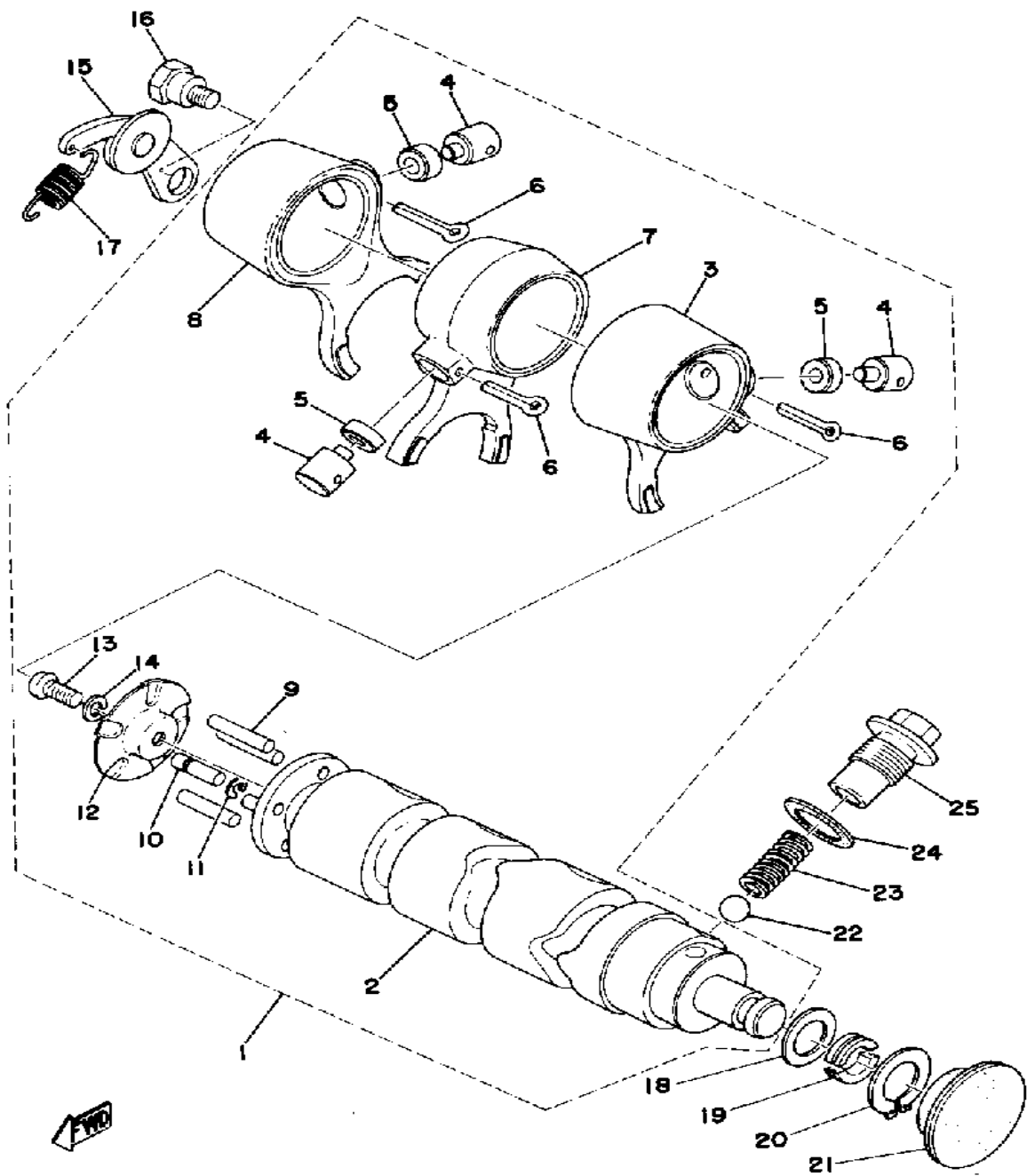


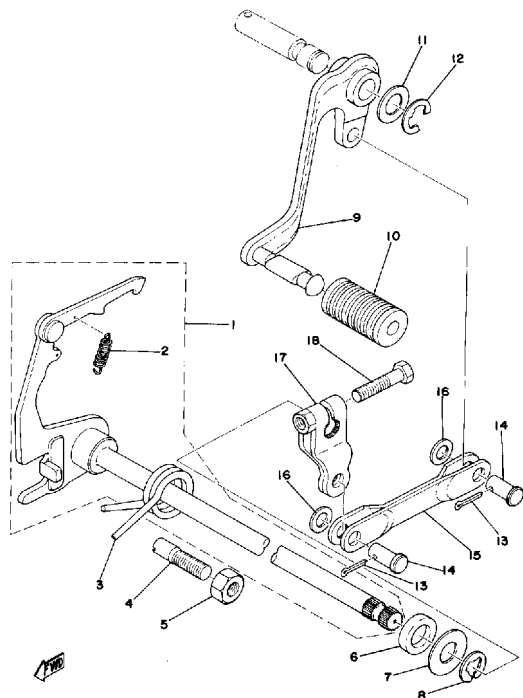
Ref. No.	Part Number	Description	Qty	Remarks
1	¢17-41850-00-30	UNAVAILABLE IN PRICE BOOK	1	
2	¢17-41854-10-30	. UNAVAILABLE IN PRICE BOOK	1	
3	(174-18511-00-00)	FORK, SHIFT 1	1	
4	¢90-25010-02-00	. UNAVAILABLE IN PRICE BOOK	3	
5	¢16-41855-10-00	. UNAVAILABLE IN PRICE BOOK	3	
6	91401-25020-00	. PIN, COTTER	3	
7	¢17-41851-20-00	. UNAVAILABLE IN PRICE BOOK	1	
8	¢17-41851-30-00	. UNAVAILABLE IN PRICE BOOK	1	
9	93604-22050-00	. PIN, DOWEL	4	
10	90249-04039-00	. PIN, SPEC'L SHAPE (174-18544-00)	1	
11	93430-03014-00	. CIRCLIP, E-TYPE	1	
12	164-18561-00-00	. PLATE, SIDE 1	1	
13	98580-05012-00	. SCREW, PAN HEAD	1	
14	92990-05100-00	. WASHER, SPRING	1	
15	132-18140-01-00	STOPPER LEVER ASSEMBLY	1	
16	90109-06001-00	BOLT	1	
17	90506-09112-00	SPRING, TENSION	1	
18	90201-12166-00	WASHER, PLATE	1	
19	307-18571-00-00	HOLDER, SHIFT CAM	2	
20	93440-15012-00	CIRCLIP	1	
21	(307-18533-00-00)	PLUG, BLIND	1	
22	93505-16006-00	BALL	1	
23	90501-12083-00	SPRING, COMPRESSION (174-18558-00)	1	
24	137-15353-00-00	GASKET, DRAIN	1	

CONTINUED ON NEXT FRAME ➤

SHIFT CAM - FORK

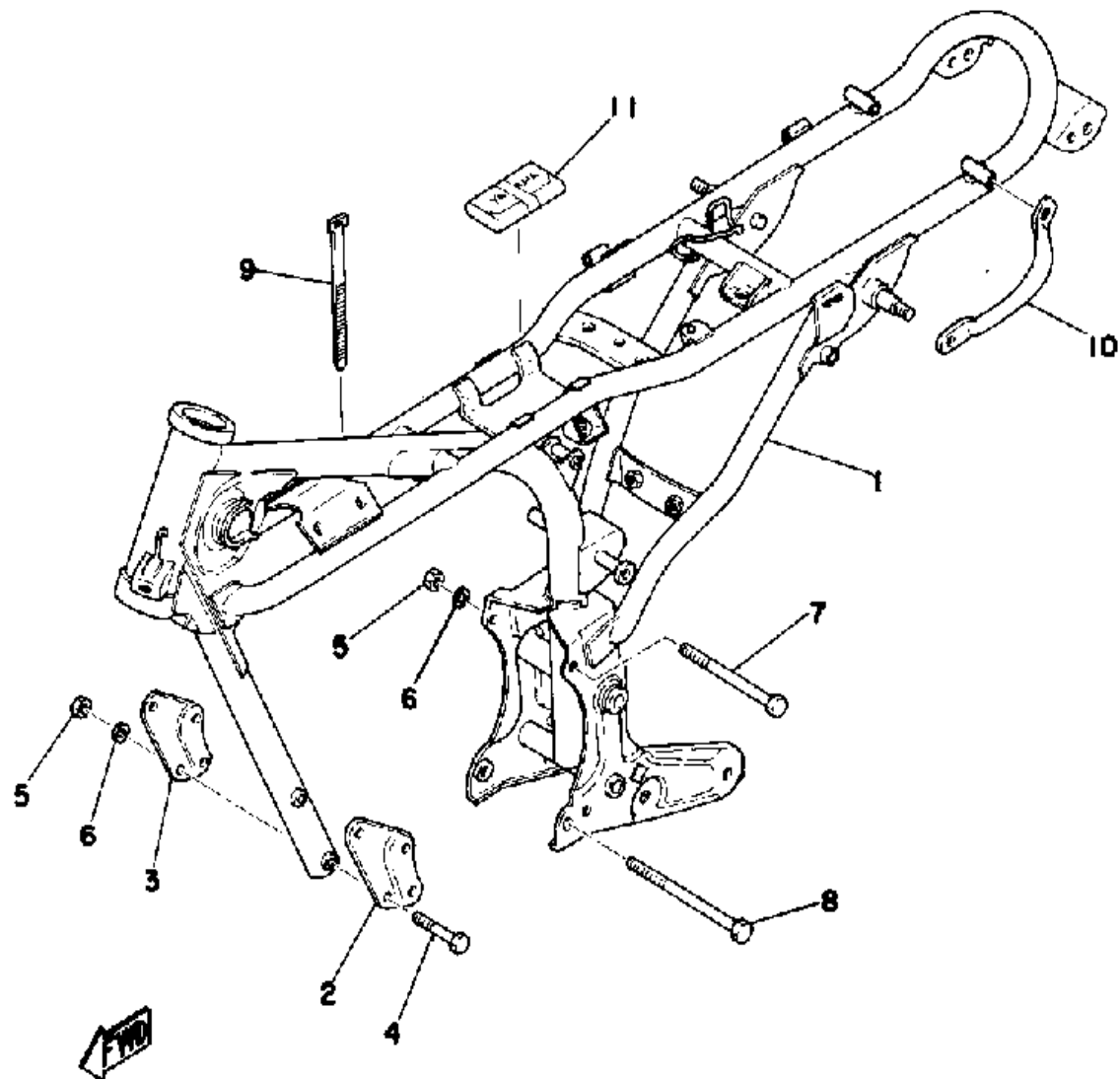
Ref. No.	Part Number	Description	Qty	Remarks
25	90109-14385-00	BOLT	1	





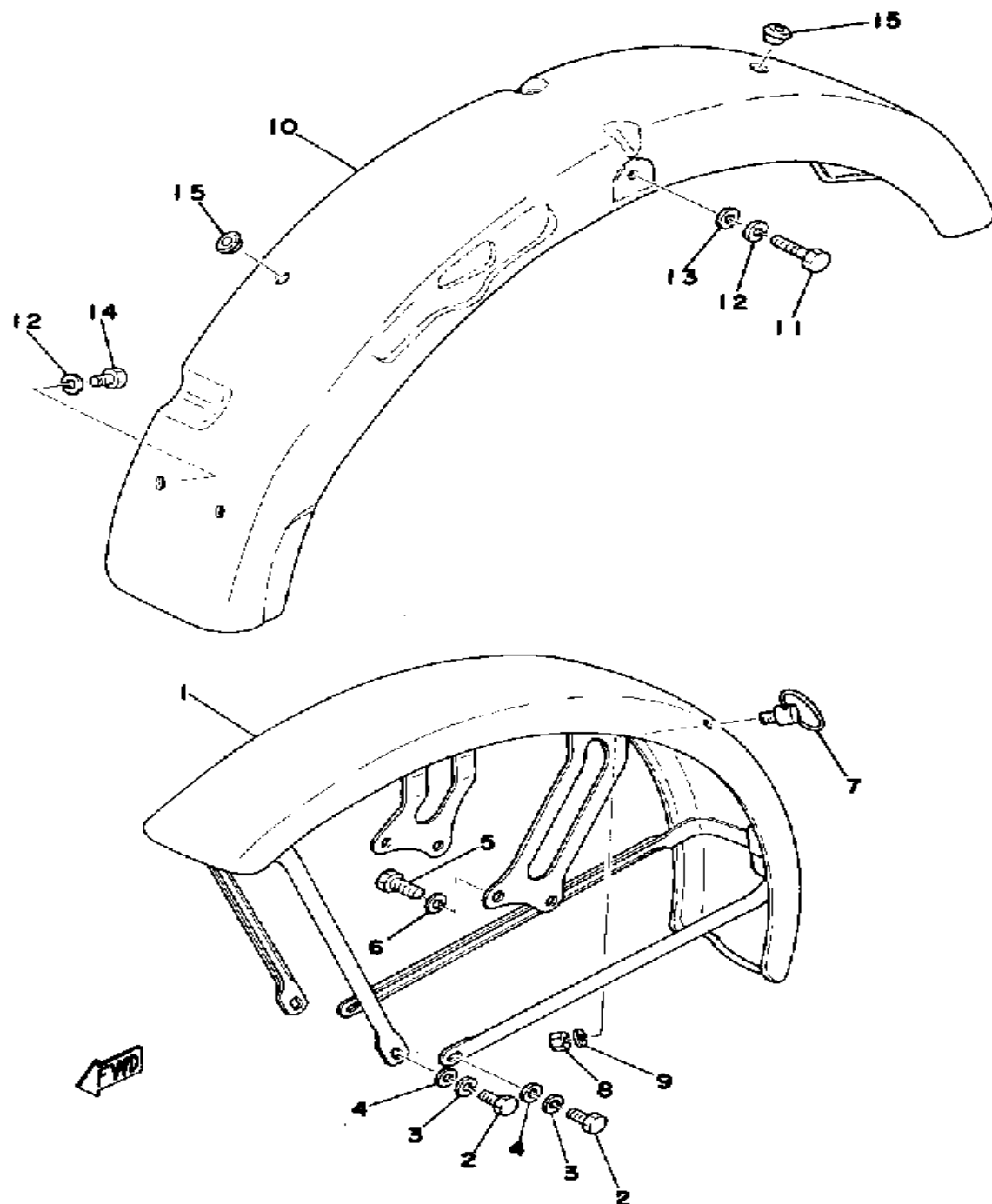
SHIFT SHAFT

Ref. No.	Part Number	Description	Qty	Remarks
1	174-18101-02-00	SHIFT SHAFT ASSEMBLY 1	1	
2	90506-09009-00	. SPRING, TENSION	1	
3	90508-32207-00	SPRING, TORSION (132-18124-00)	1	
4	90149-08094-00	SCREW	1	
5	95333-08600-00	NUT, HEXAGON	1	
6	93102-12321-00	OIL SEAL, SD-TYPE	1	
7	90201-12575-00	WASHER, PLATE	1	
8	99006-10600-00	CIRCLIP	1	
9	ø2R-71811-10-09	UNAVAILABLE IN PRICE BOOK	1	
10	132-18113-01-00	COVER, SHIFT PEDAL	1	
11	90201-122A7-00	WASHER, PLATE	1	
12	99006-10600-00	CIRCLIP	1	
13	91490-16020-00	PIN, COTTER	2	
14	90240-08013-00	PIN, CLEVIS	2	
15	(337-18115-00-00)	ROD, SHIFT	1	
16	90201-08085-00	WASHER, PLATE	2	
17	4X8-18112-00-00	ARM, SHIFT	1	
18	97313-06030-00	BOLT, HEXAGON	1	



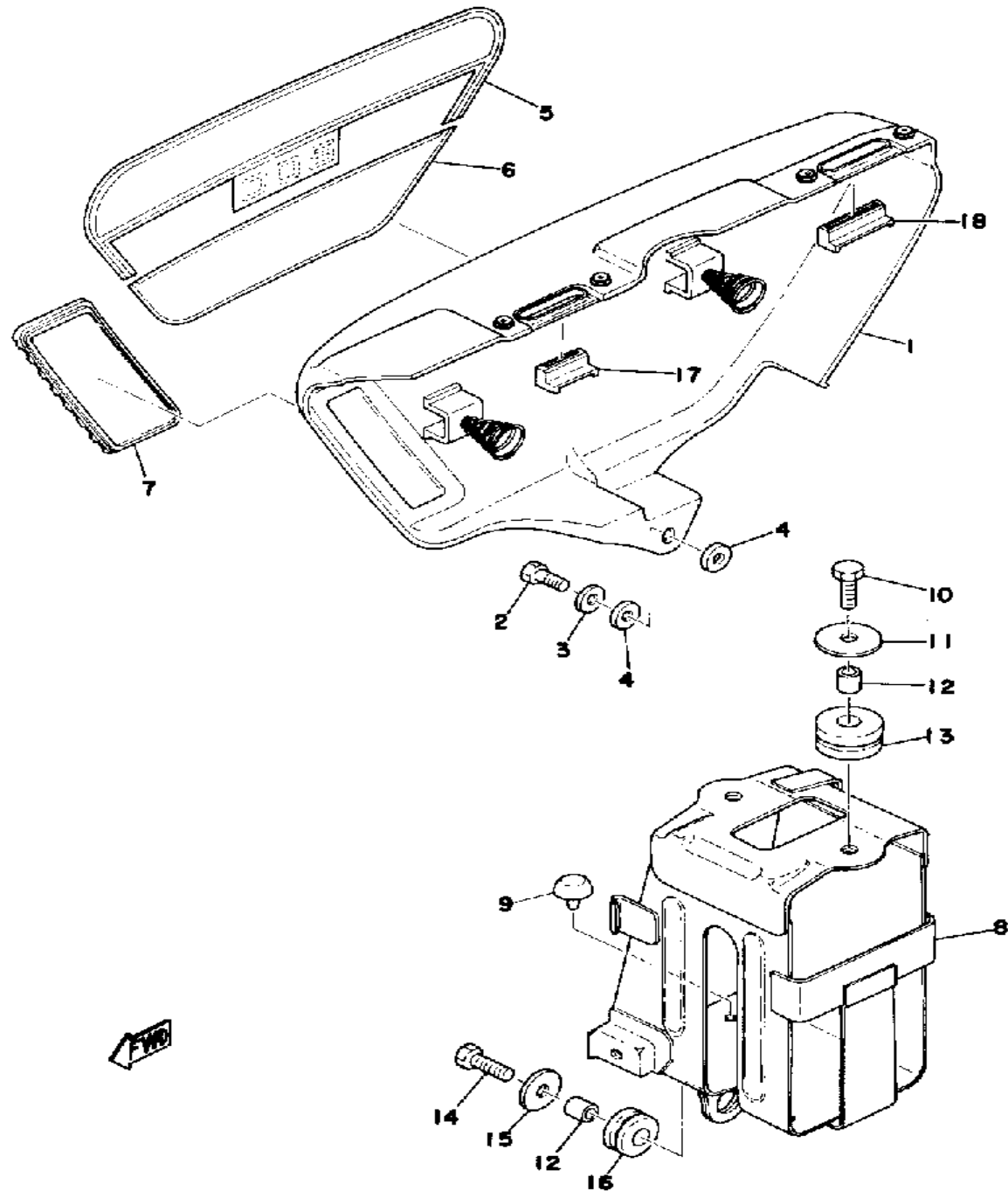
FRAME

Ref. No.	Part Number	Description	Qty	Remarks
1	ç39-82111-00-13	UNAVAILABLE IN PRICE BOOK	1	YAMAHA BLACK
2	ç33-72131-50-00	UNAVAILABLE IN PRICE BOOK	1	
3	ç33-72131-60-00	UNAVAILABLE IN PRICE BOOK	1	
4	95811-08060-00	BOLT, FLANGE	4	
5	95333-08600-00	NUT, HEXAGON	5	
6	92990-08100-00	WASHER	5	
7	95821-08115-00	BOLT, flange	1	
8	95811-08135-00	BOLT, flange	1	
9	437-83936-11-00	BAND, SWITCH CORD	2	
10	ç33-72116-50-09	UNAVAILABLE IN PRICE BOOK	1	
11	ç39-72810-01-10	UNAVAILABLE IN PRICE BOOK	1	



FENDER

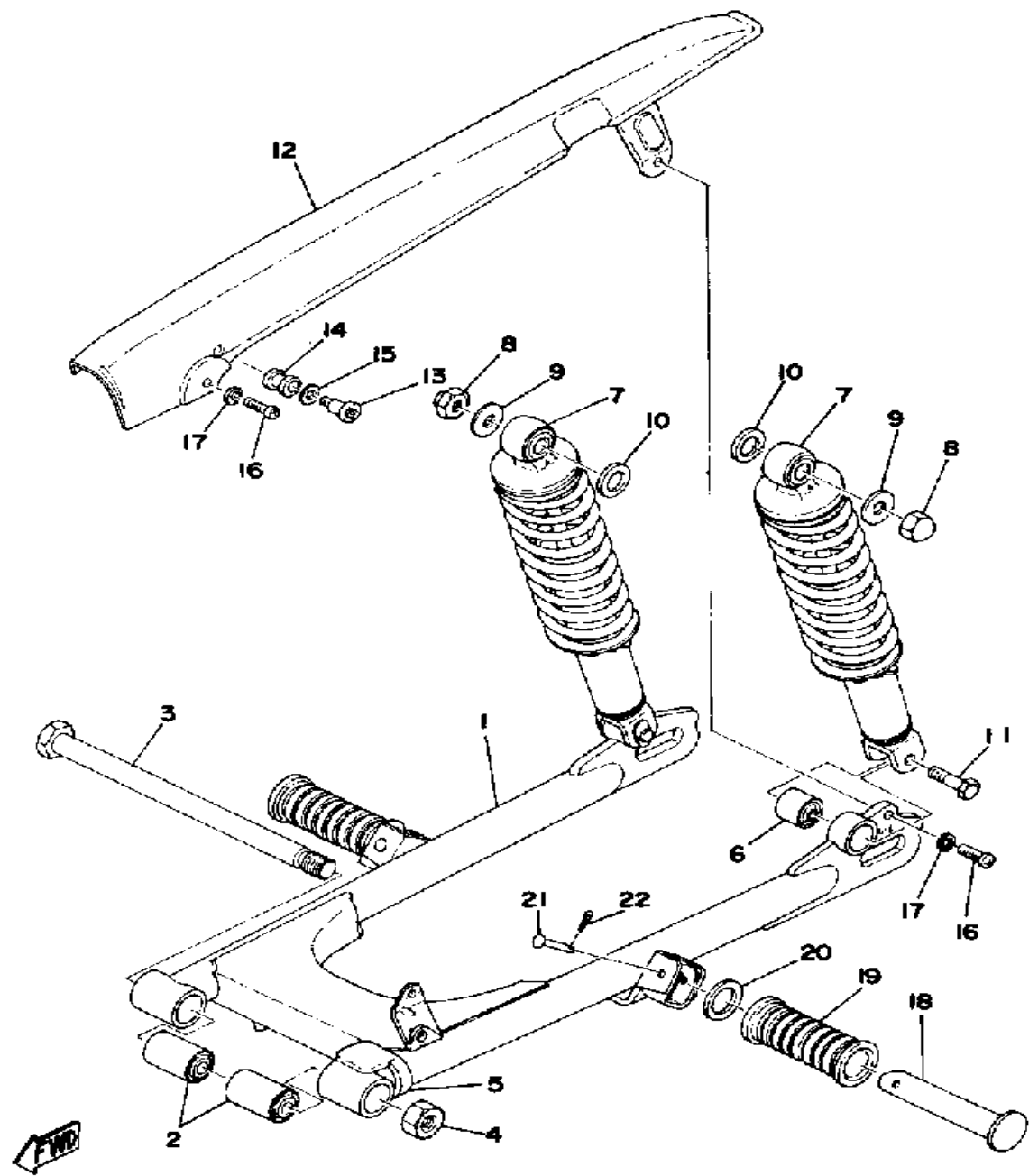
Ref. No.	Part Number	Description	Qty	Remarks
1	ø40-42151-00-29	UNAVAILABLE IN PRICE BOOK	1	
2	97313-06016-00	BOLT, HEXAGON	4	
3	92995-06100-00	WASHER, SPRING	4	
4	92990-06600-00	WASHER, PLATE	4	
5	97313-08020-00	BOLT, HEXAGON	4	
6	92990-08100-00	WASHER	4	
7	(174-21518-00-00)	HOLDER, CABLE	1	
8	95380-06600-00	NUT	1	
9	92995-06100-00	WASHER, SPRING	1	
10	ø33-72161-00-09	UNAVAILABLE IN PRICE BOOK	1	
11	97313-06050-00	BOLT	2	
12	92995-06100-00	WASHER, SPRING	4	
13	92901-06600-00	WASHER	2	
14	97013-06012-00	BOLT	2	
15	90480-12013-00	GROMMET	2	



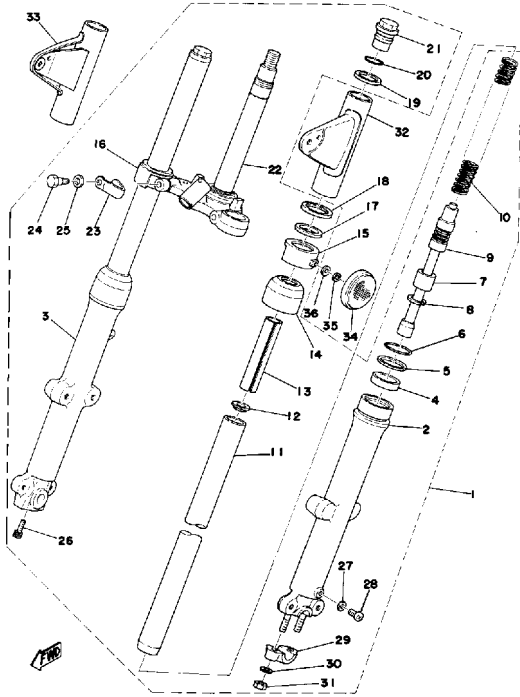
SIDE COVER

Ref. No.	Part Number	Description	Qty	Remarks
1	¢39-72171-10-2G	UNAVAILABLE IN PRICE BOOK	1	FRENCH BLUE
2	90109-06005-00	BOLT	1	
3	90201-08100-00	WASHER, PLATE	1	
4	90201-083A0-00	WASHER, PLATE	2	
5	¢39-72178-33-00	UNAVAILABLE IN PRICE BOOK	1	
6	¢39-72178-43-00	UNAVAILABLE IN PRICE BOOK	1	
7	¢39-82178-20-10	UNAVAILABLE IN PRICE BOOK	1	
8	¢39-72117-00-00	UNAVAILABLE IN PRICE BOOK	1	
9	141-21717-00-00	DAMPER	4	
10	97011-06020-00	BOLT	2	
11	90201-06074-00	WASHER, PLATE	2	
12	90387-07390-00	COLLAR	3	
13	248-21717-00-00	DAMPER	2	
14	97011-06025-00	BOLT (97001-06025)	1	
15	90201-06067-00	WASHER, PLATE	1	
16	90480-14023-00	GROMMET	1	
17	416-21717-00-00	DAMPER	1	
18	¢37-12173-70-00	UNAVAILABLE IN PRICE BOOK	1	

SWING ARM - REAR SHOCKS - CHAIN CA



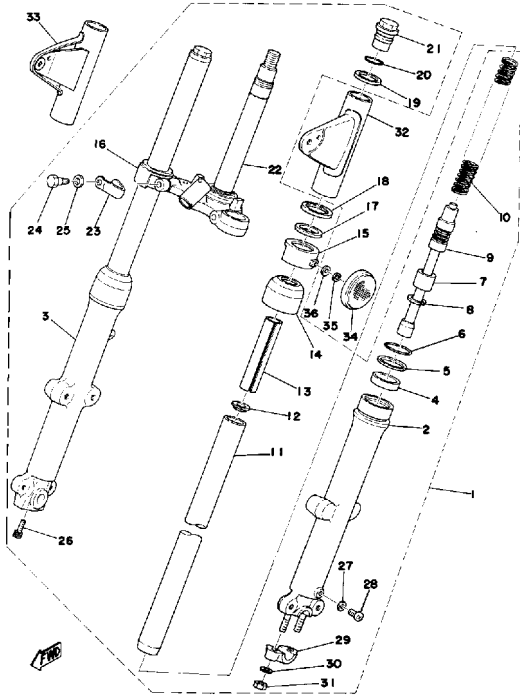
Ref. No.	Part Number	Description	Qty	Remarks
1	ø41-72211-00-03	UNAVAILABLE IN PRICE BOOK	1	YAMAHA BLACK
2	174-22123-00-00	BUSH 1	2	
3	ø33-72214-10-00	UNAVAILABLE IN PRICE BOOK	1	
4	90170-14403-00	NUT	1	
5	ø17-32215-10-00	UNAVAILABLE IN PRICE BOOK	1	
6	164-22216-00-00	BUSH, REAR SHOCK ABSORBER	2	
7	ø33-72221-02-00	UNAVAILABLE IN PRICE BOOK	2	
8	90176-10013-00	NUT, CROWN	2	
9	90201-10437-00	WASHER, PLATE	2	
10	90201-14218-00	WASHER, PLATE	2	
11	ø90-10608-02-70	UNAVAILABLE IN PRICE BOOK	2	
12	ø33-72231-10-09	UNAVAILABLE IN PRICE BOOK	1	
13	ø90-14906-01-20	UNAVAILABLE IN PRICE BOOK	1	
14	ø18-32233-20-10	UNAVAILABLE IN PRICE BOOK	1	
15	ø90-20107-07-90	UNAVAILABLE IN PRICE BOOK	1	
16	98580-06012-00	SCREW, PAN HEAD	2	
17	92995-06100-00	WASHER, SPRING	2	
18	120-27431-00-00	FOOTREST, REAR 1	2	
19	120-27433-00-00	COVER, REAR FOOTREST ...	2	
20	90201-20279-00	WASHER, PLATE	2	
21	90240-06042-00	PIN, CLEVIS	2	
22	91490-16020-00	PIN, COTTER	2	



FRONT FORK

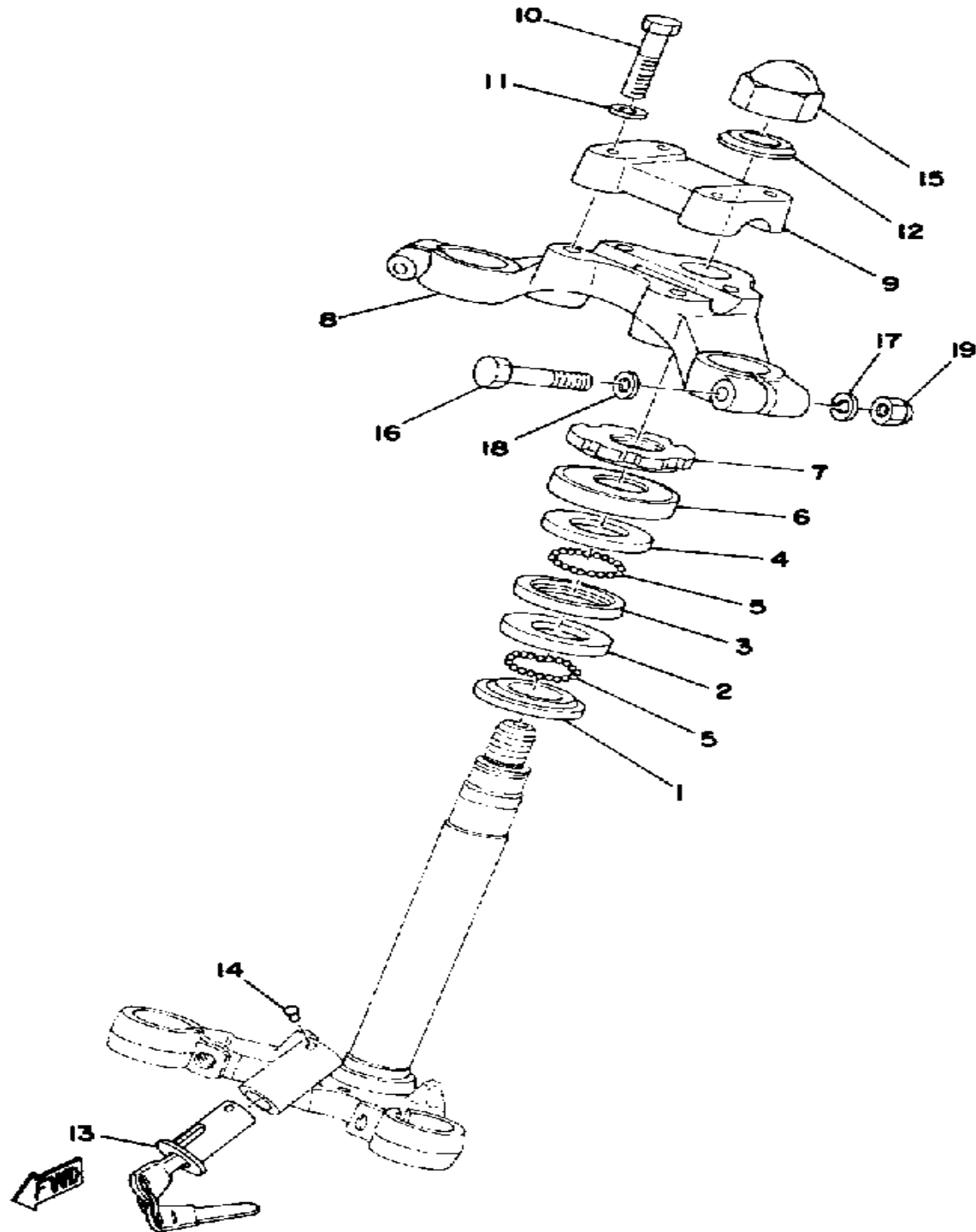
Ref. No.	Part Number	Description	Qty	Remarks
1	¢53-52310-10-00	UNAVAILABLE IN PRICE BOOK	1	
2	¢53-52312-60-00	. UNAVAILABLE IN PRICE BOOK	1	
3	¢53-52313-60-00	. UNAVAILABLE IN PRICE BOOK	1	
4	137-23145-01-00	.. OIL SEAL	2	
5	¢31-52314-65-00	.. UNAVAILABLE IN PRICE BOOK	2	
6	¢31-52315-65-00	.. UNAVAILABLE IN PRICE BOOK	2	
7	¢53-52317-10-00	. UNAVAILABLE IN PRICE BOOK	2	
8	¢53-52318-30-00	. UNAVAILABLE IN PRICE BOOK	2	
9	¢53-52317-00-00	. UNAVAILABLE IN PRICE BOOK	2	
10	¢33-72314-16-00	. UNAVAILABLE IN PRICE BOOK	2	
11	¢53-52312-40-00	. UNAVAILABLE IN PRICE BOOK	2	
12	¢33-72314-26-00	. UNAVAILABLE IN PRICE BOOK	2	
13	¢53-52311-80-00	. UNAVAILABLE IN PRICE BOOK	2	
14	535-23144-00-00	. SEAL, DUST	2	
15	(535-23122-00-00)	COVER, OUTER 1	1	
16	(535-23132-00-00)	COVER, OUTER 2	1	
17	¢43-72316-30-00	. UNAVAILABLE IN PRICE BOOK	2	
18	¢33-72311-66-00	. UNAVAILABLE IN PRICE BOOK	2	
19	¢53-52311-60-00	. UNAVAILABLE IN PRICE BOOK	2	

CONTINUED ON NEXT FRAME ➤



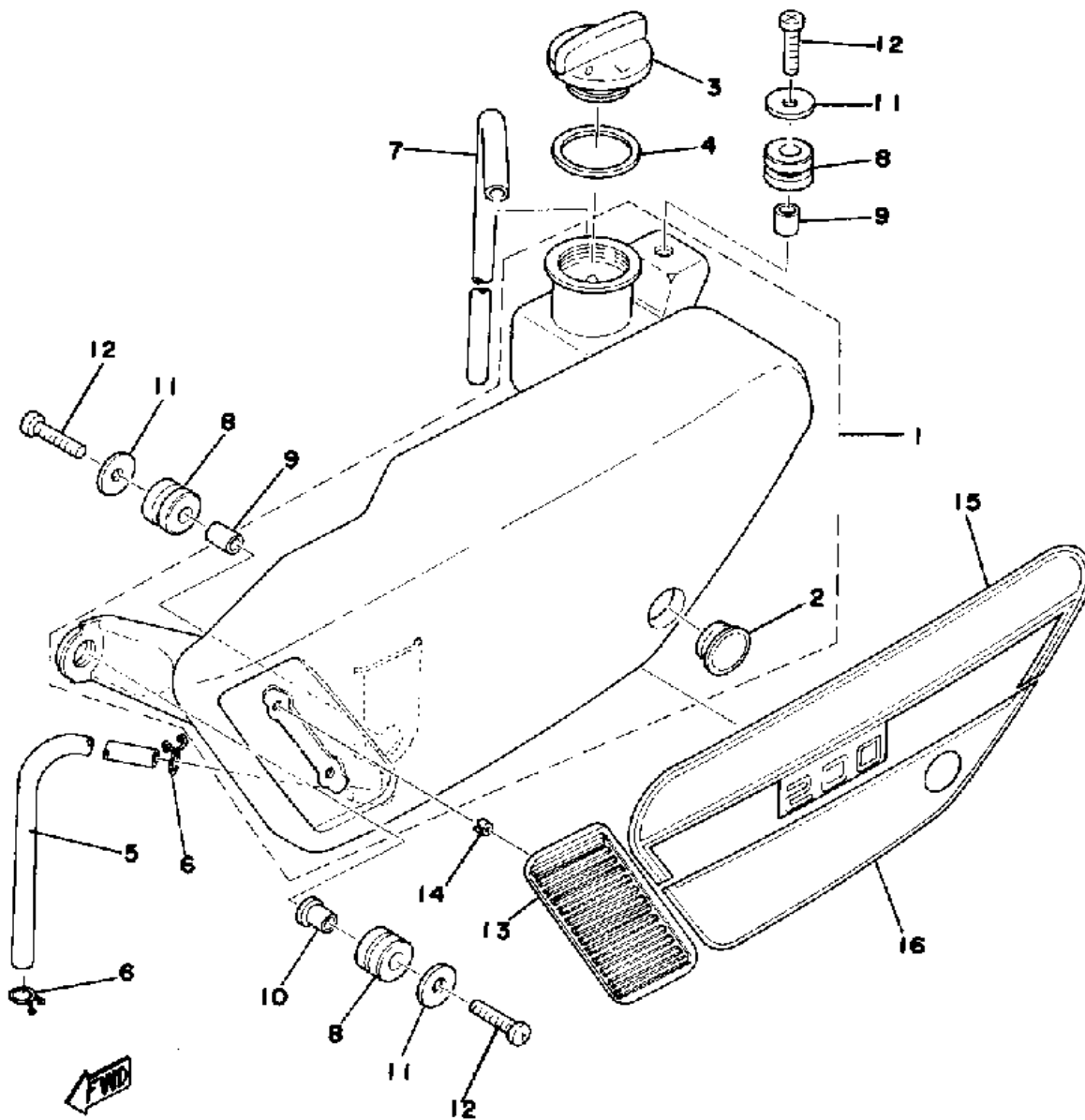
FRONT FORK

Ref. No.	Part Number	Description	Qty	Remarks
20	146-23114-00-00	. GASKET	2	
21	ø2K-52311-10-00	. UNAVAILABLE IN PRICE BOOK	2	
22	ø53-52334-00-03	. UNAVAILABLE IN PRICE BOOK	1	YAMAHA BLACK
23	260-23318-40-00	. HOLDER, CABLE 1	2	
24	5J0-23346-00-00	. BOLT 1	2	
25	(214-23158-00-00)	GASKET	2	
26	91311-08020-00	. BOLT, SOCKET HEAD	2	
27	122-23129-00-00	. GASKET, DRAIN PLUG	2	
28	98580-04008-00	. SCREW, PAN HEAD	2	
29	291-23167-61-00	. HOLDER, AXLE (291-23167-60)	1	
30	92990-08100-00	. WASHER	2	
31	ø90-17008-17-60	. UNAVAILABLE IN PRICE BOOK	2	
32	ø53-52312-10-03	UNAVAILABLE IN PRICE BOOK	1	YAMAHA BLACK
33	ø53-52313-10-03	UNAVAILABLE IN PRICE BOOK	1	YAMAHA BLACK
34	355-85111-01-00	REFLECTOR, FRONT 1	2	
35	92990-05100-00	WASHER, SPRING	2	
36	92990-05200-00	WASHER, PLAIN	2	



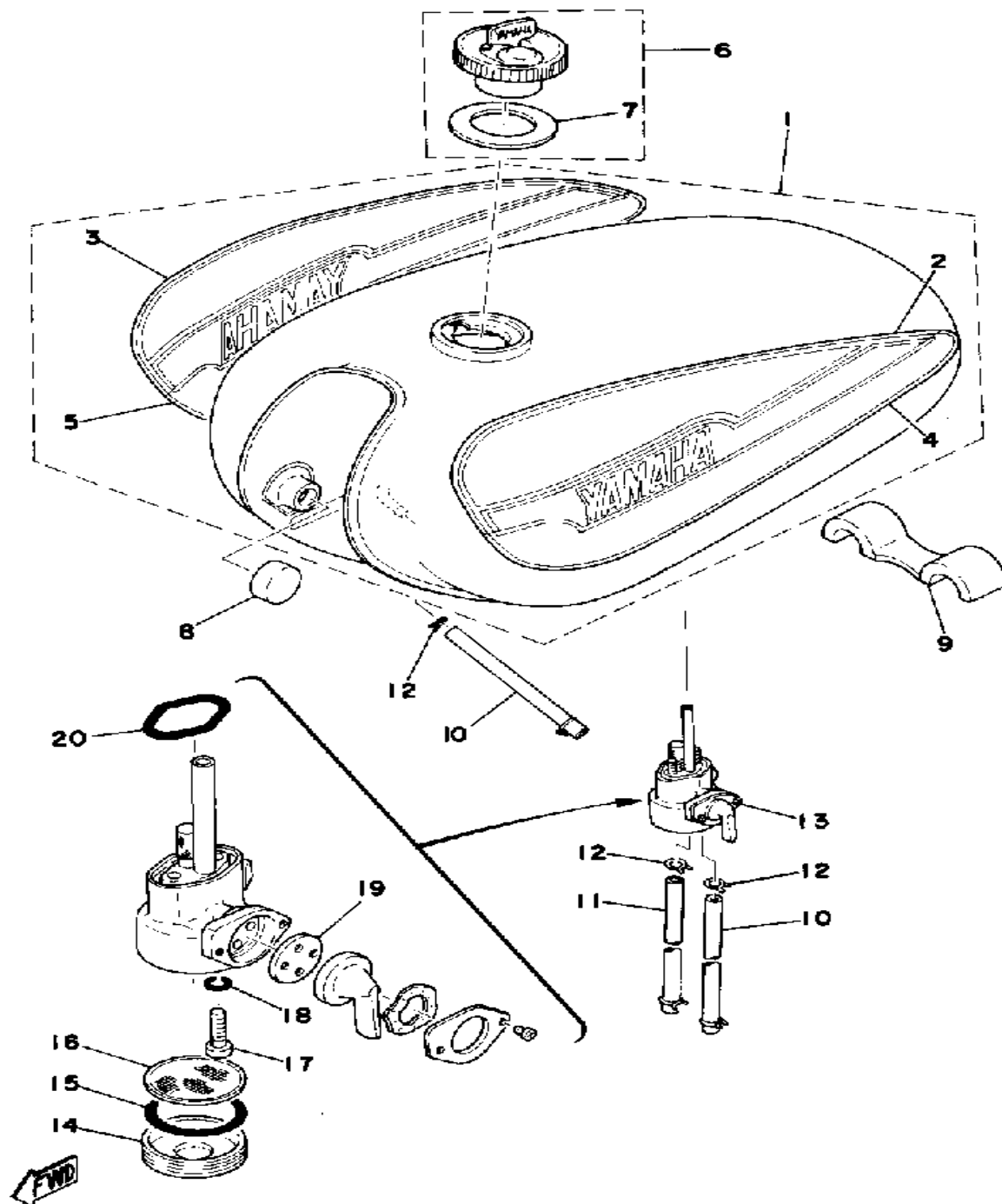
STEERING

Ref. No.	Part Number	Description	Qty	Remarks
1	156-23411-00-00	RACE, BALL 1	1	
2	156-23412-00-00	RACE, BALL 2	1	
3	183-23412-00-00	RACE, BALL 2	1	
4	183-23411-00-00	RACE, BALL 1	1	
5	93501-04011-00	BALL	38	
6	136-23415-00-00	COVER, BALL RACE 1	1	
7	90179-25033-00	NUT	1	
8	ø53-52343-50-09	UNAVAILABLE IN PRICE BOOK	1	FROSTING BLACK
9	164-23441-00-98	HOLDER, HANDLE UPPER ...	1	FROSTING BLACK
10	97303-08035-00	BOLT, HEXAGON	4	
11	92990-08100-00	WASHER	4	
12	90209-17057-00	WASHER, SPEC'L SHAP	1	
13	(122-23480-01-00)	STEERING LOCK ASSEMBLY .	1	
14	ø12-22348-30-00	UNAVAILABLE IN PRICE BOOK	1	
15	90176-16016-00	NUT, CROWN	1	
16	97313-08050-00	BOLT, HEXAGON (90101-08125)	2	
17	92990-08100-00	WASHER	2	
18	90201-08083-00	WASHER, PLATE	2	
19	95303-08800-00	NUT (CROWN) (95301-08800) .	2	



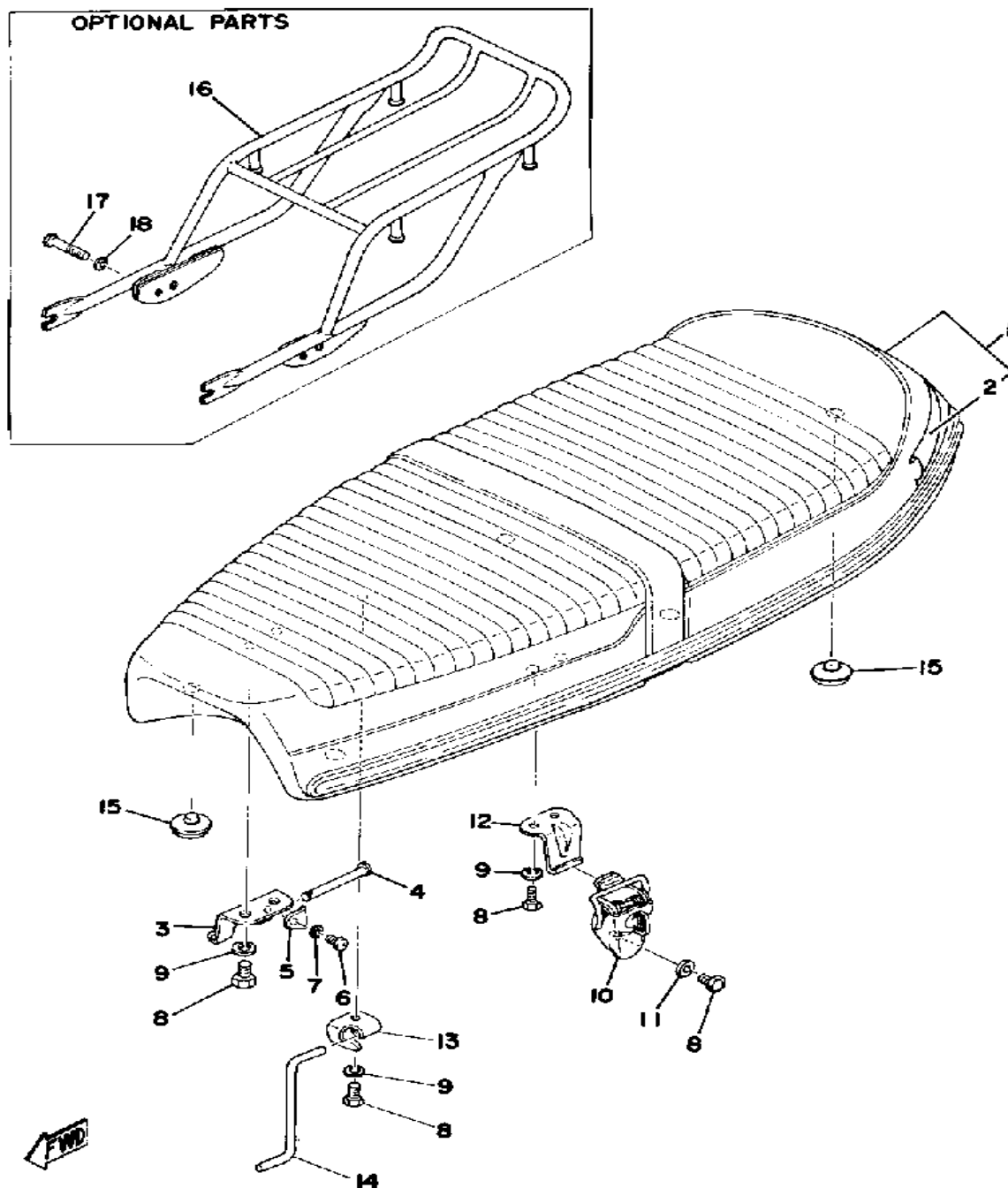
OIL TANK

Ref. No.	Part Number	Description	Qty	Remarks
1	ø39-82170-50-1G	UNAVAILABLE IN PRICE BOOK	1	FRENCH BLUE
2	360-21761-00-00	. GAUGE, LEVEL	1	
3	214-21771-00-00	BODY, CAP	1	
4	90430-29114-00	GASKET	1	
5	90445-09111-00	HOSE	1	
6	90467-08003-00	CLIP	2	
7	90445-08047-00	HOSE (168-82112-00)	1	
8	90480-14023-00	GROMMET	3	
9	90387-07390-00	COLLAR	2	
10	90387-06388-00	COLLAR	1	
11	90201-06067-00	WASHER, PLATE	3	
12	98511-06025-00	SCREW PAN HEAD (92501-06025)	3	
13	ø39-82178-10-00	UNAVAILABLE IN PRICE BOOK	1	
14	90183-03006-00	NUT, SPRING	2	
15	ø39-72178-13-00	UNAVAILABLE IN PRICE BOOK	1	
16	ø39-72178-23-00	UNAVAILABLE IN PRICE BOOK	1	



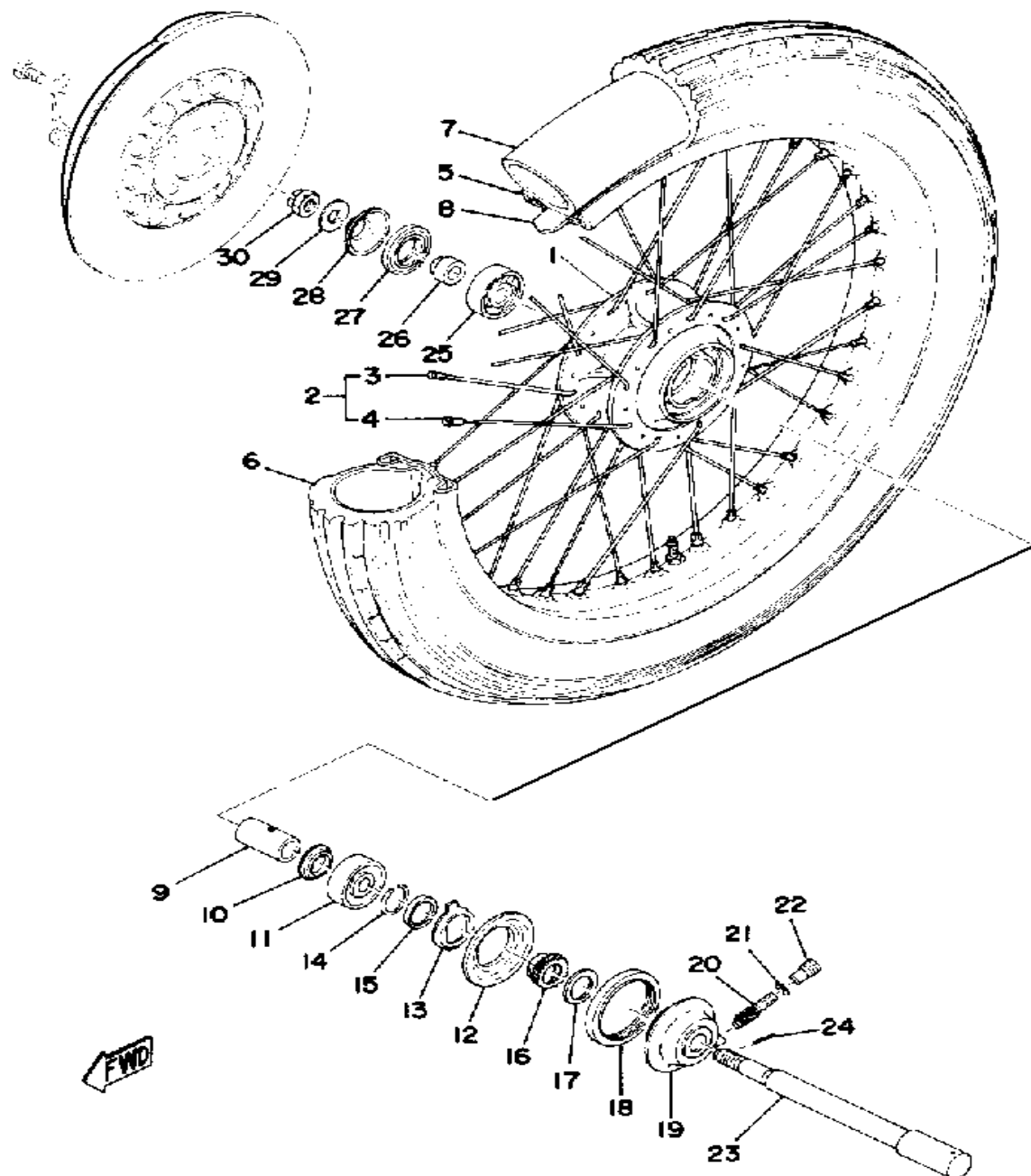
FUEL TANK

Ref. No.	Part Number	Description	Qty	Remarks
1	¢39-82411-0Y-00	UNAVAILABLE IN PRICE BOOK	1	FRENCH BLUE
2	¢39-72424-43-00	. UNAVAILABLE IN PRICE BOOK	1	
3	¢39-72424-53-00	. UNAVAILABLE IN PRICE BOOK	1	
4	¢39-72424-63-00	. UNAVAILABLE IN PRICE BOOK	1	
5	¢39-72424-73-00	. UNAVAILABLE IN PRICE BOOK	1	
6	3FR-24602-00-00	CAP ASSEMBLY.	1	
7	498-24612-00-00	. GASKET, CAP	1	
8	122-24181-00-00	DAMPER, LOCATING 1	2	
9	¢30-72418-20-00	UNAVAILABLE IN PRICE BOOK	1	
10	90445-09083-00	HOSE	2	
11	90445-09078-00	HOSE	1	
12	90467-08003-00	CLIP	6	
13	360-24500-00-00	FUEL COCK ASSEMBLY 1	1	
14	360-24521-00-00	. CUP, FILTER	1	
15	168-24522-00-00	. GASKET	1	
16	360-24515-00-00	. NET, FILTER 2	1	
17	98511-06025-00	. SCREW PAN HEAD (92501-06025)	2	
18	360-24512-00-00	. GASKET	2	
19	137-24523-00-00	. GASKET	1	
20	168-24512-00-00	. GASKET	1	



SEAT

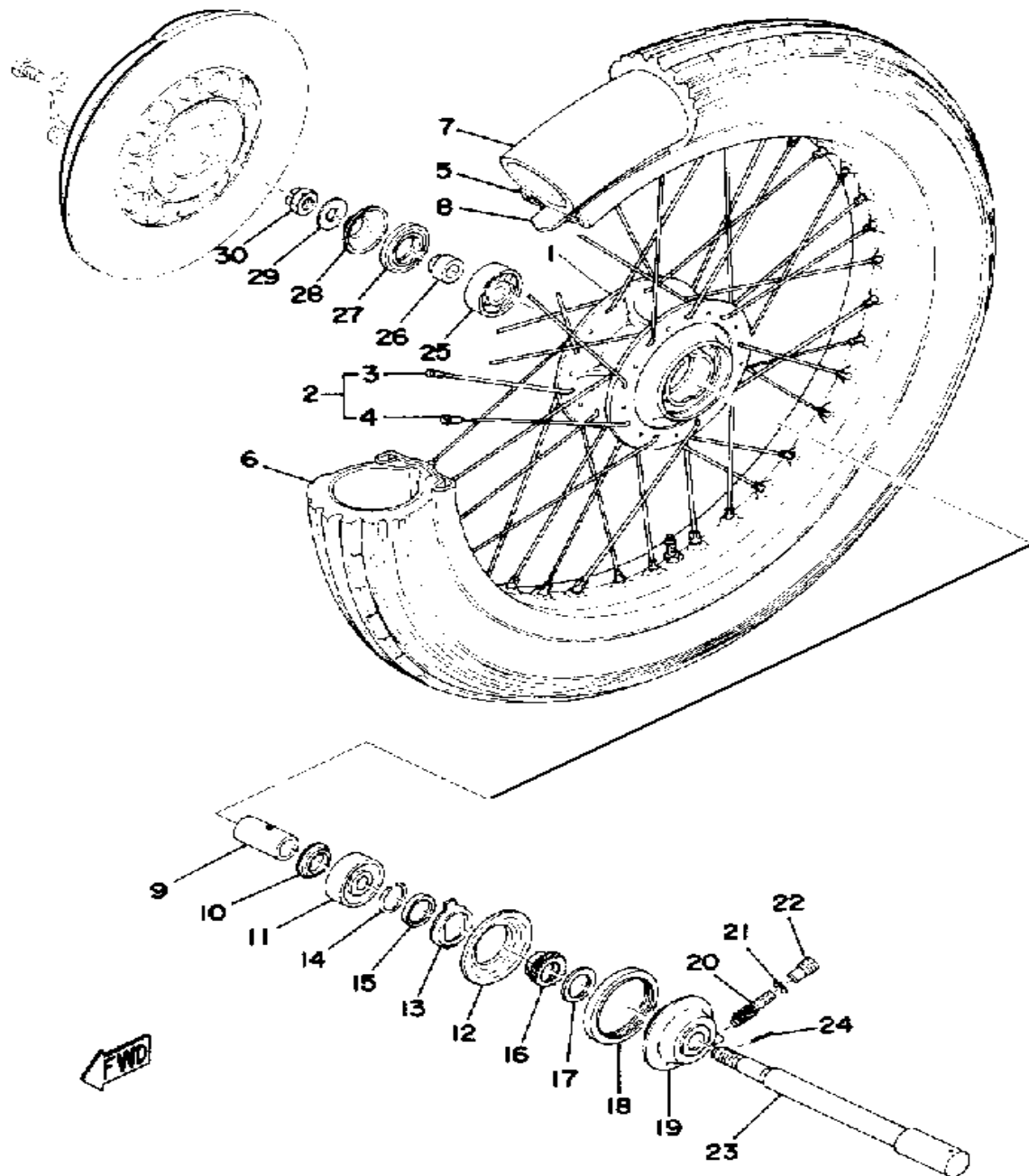
Ref. No.	Part Number	Description	Qty	Remarks
1	ø39-82473-00-20	UNAVAILABLE IN PRICE BOOK	1	
2	ø39-82473-10-00	. UNAVAILABLE IN PRICE BOOK	1	
3	389-24726-00-33	HINGE, SEAT	2	YAMAHA BLACK
4	91701-05055-00	PIN, CLEVIS	2	
5	389-24756-00-00	COVER, TAIL	2	
6	98580-06018-00	SCREW, PAN HEAD	2	
7	92995-06100-00	WASHER, SPRING	2	
8	97013-06012-00	BOLT	8	
9	92995-06100-00	WASHER, SPRING	7	
10	526-24705-00-00	SEAT LOCK ASSEMBLY	1	
11	92901-06600-00	WASHER	1	
12	278-24728-00-00	BRACKET, SEAT	1	
13	ø27-82474-80-00	UNAVAILABLE IN PRICE BOOK	1	
14	ø33-72476-80-00	UNAVAILABLE IN PRICE BOOK	1	
15	1L9-24741-00-00	PAD, SEAT	5	
16	ø33-72483-00-00	UNAVAILABLE IN PRICE BOOK	1	
17	97313-06050-00	BOLT	2	
18	92991-06100-00	UNAVAILABLE IN PRICE BOOK	2	



FRONT WHEEL

Ref. No.	Part Number	Description	Qty	Remarks
1	¢40-42511-10-00	UNAVAILABLE IN PRICE BOOK	1	
2	¢40-42510-40-00	UNAVAILABLE IN PRICE BOOK	1	
3	¢40-42519-69-00	. UNAVAILABLE IN PRICE BOOK	1	
4	¢40-42519-79-00	. UNAVAILABLE IN PRICE BOOK	1	
5	¢94-41618-09-40	UNAVAILABLE IN PRICE BOOK	1	
6	¢94-12718-30-90	UNAVAILABLE IN PRICE BOOK	1	
7	(94227-18010-00)	TUBE	1	
8	¢94-32518-04-30	UNAVAILABLE IN PRICE BOOK	1	
9	¢40-42511-70-00	UNAVAILABLE IN PRICE BOOK	1	
10	146-25115-00-00	FLANGE, SPACER 1	1	
11	93306-30202-00	BEARING	1	
12	341-25846-00-00	RETAINER, CLUTCH	1	
13	341-25149-00-00	CLUTCH, METER	1	
14	341-25137-00-00	RING, STOP	1	
15	90201-25286-00	WASHER, PLATE (341-25147-00)	1	
16	¢40-42513-50-00	UNAVAILABLE IN PRICE BOOK	1	
17	90201-25490-00	WASHER, PLATE	1	
18	93105-45017-00	OIL SEAL	1	
19	404-25190-00-00	GEAR UNIT ASSEMBLY	1	
20	¢40-42513-80-00	UNAVAILABLE IN PRICE BOOK	1	
21	102-18416-00-00	SHIM, ROD	1	
22	306-25136-00-00	BUSH	1	
23	¢40-42518-10-00	UNAVAILABLE IN PRICE BOOK	1	
24	91401-30030-00	PIN, COTTER	1	
25	93306-30202-00	BEARING	1	
26	¢40-42518-30-00	UNAVAILABLE IN PRICE BOOK	1	
27	93102-22014-00	OIL SEAL	1	

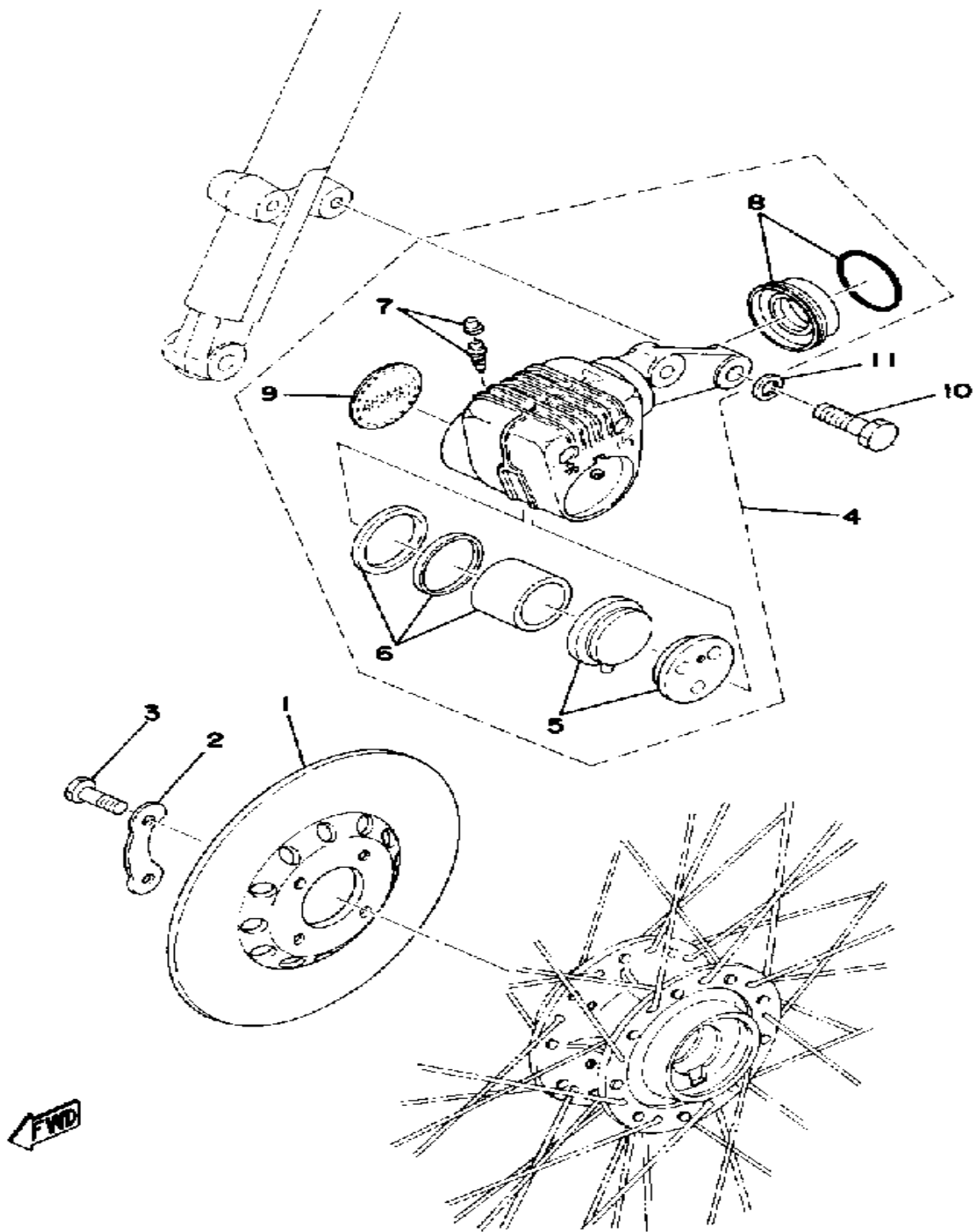
CONTINUED ON NEXT FRAME ➤



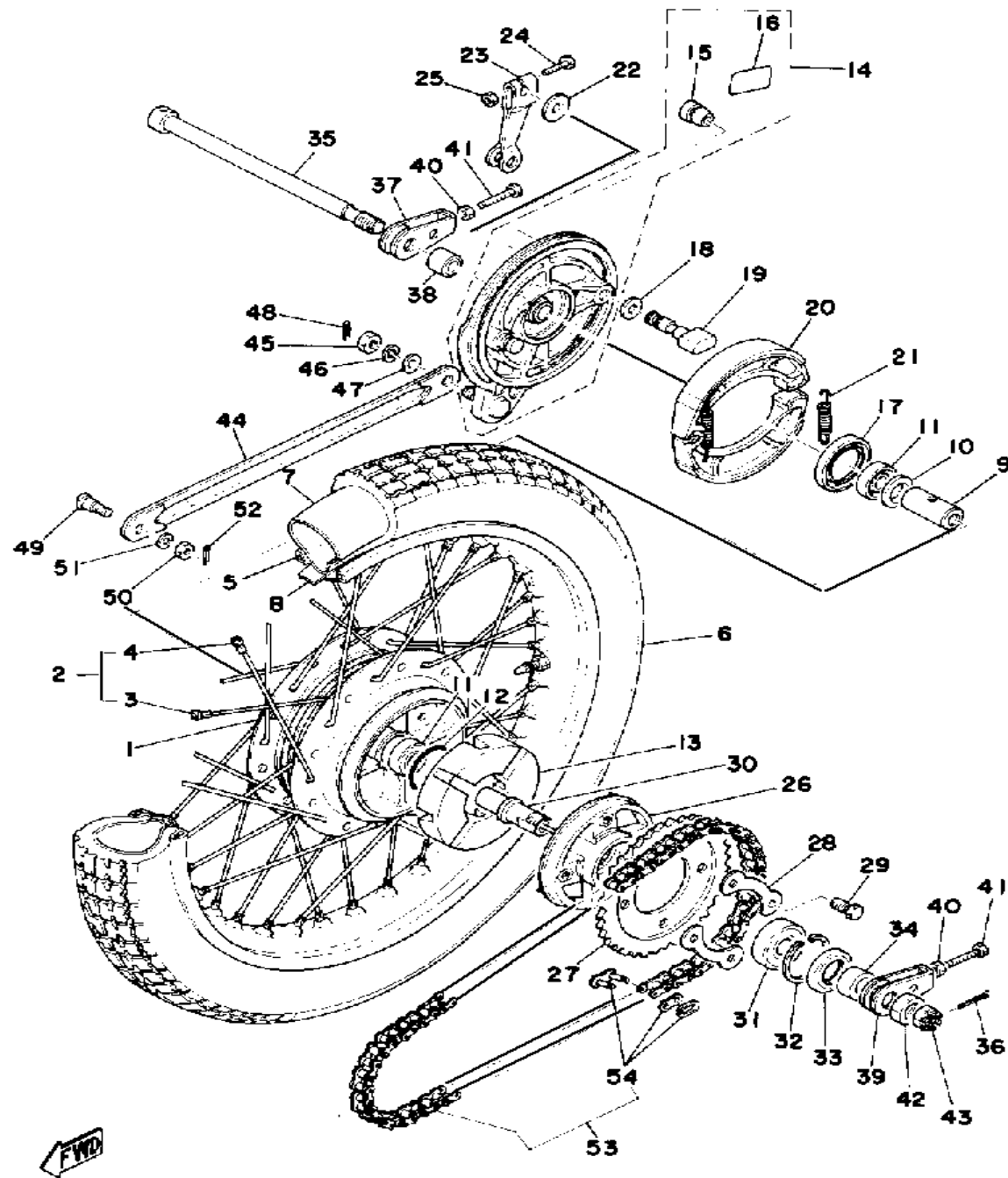
FRONT WHEEL

Ref. No.	Part Number	Description	Qty	Remarks
28	(246-25118-00-00)	COVER, HUB DUST	1	
29	92990-14200-00	WASHER, PLAIN	1	
30	90171-14020-00	NUT, CASTLE	1	

DISC BRAKE - CALIPER



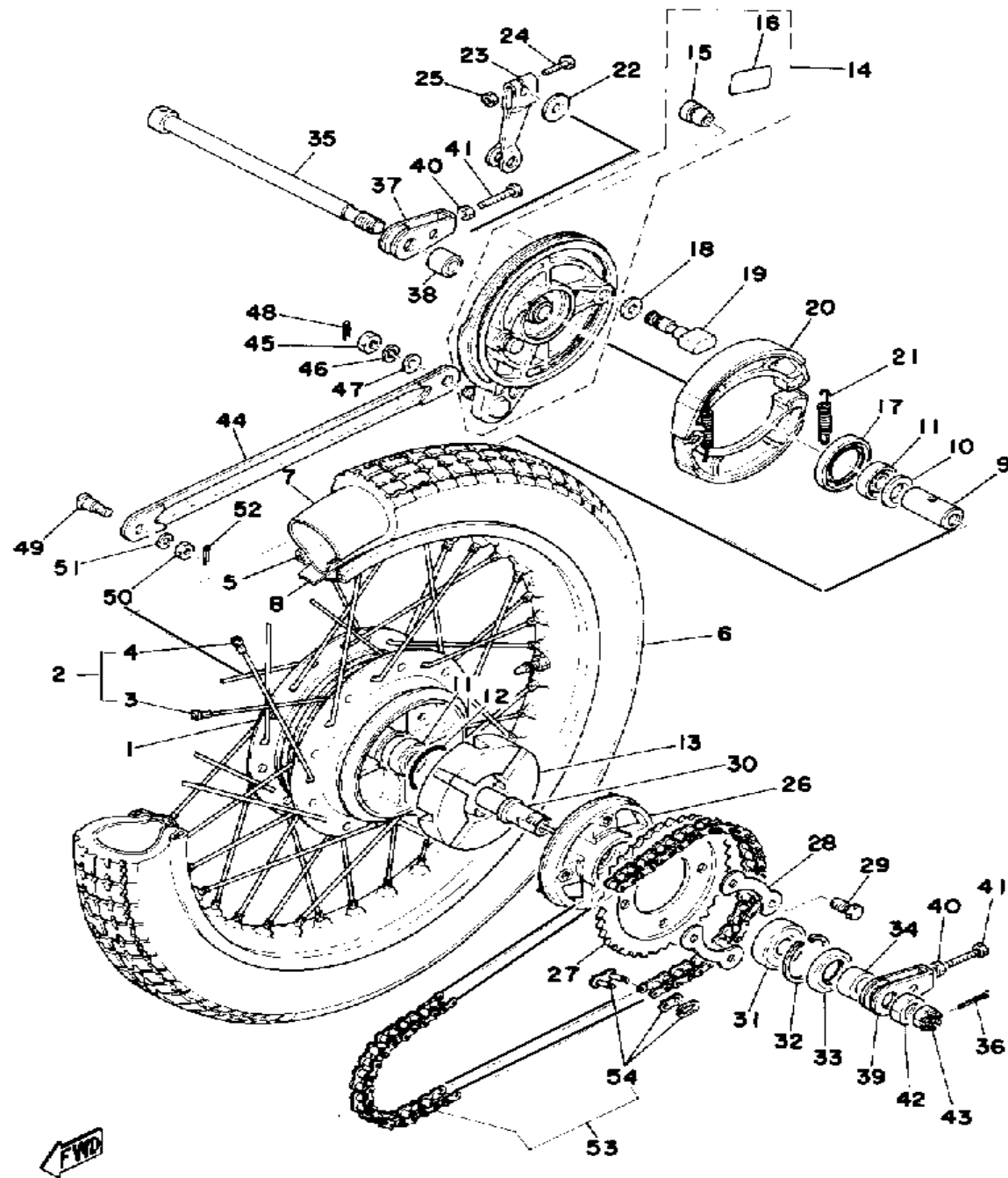
Ref. No.	Part Number	Description	Qty	Remarks
1	¢40-42583-10-00	UNAVAILABLE IN PRICE BOOK	1	
2	¢40-42541-20-00	UNAVAILABLE IN PRICE BOOK	2	
3	90109-08367-00	BOLT (341-25411-00)	4	
4	¢53-52581-00-10	UNAVAILABLE IN PRICE BOOK	1	
5	¢40-42000-01-10	. UNAVAILABLE IN PRICE BOOK	1	
6	404-W0057-00-00	. PISTON ASSEMBLY, CALIPER	1	
7	¢40-42000-03-00	. UNAVAILABLE IN PRICE BOOK	1	
8	(404-20000-41-00)	BOOT ASSEMBLY	1	
9	306-25829-00-00	. EMBLEM, CALIPER	1	
10	(90101-08244-00)	BOLT	2	
11	92990-08100-00	WASHER	2	



REAR WHEEL

Ref. No.	Part Number	Description	Qty	Remarks
1	(174-25311-00-00)	HUB, REAR	1	
2	¢14-12530-40-00	UNAVAILABLE IN PRICE BOOK	1	
3	¢14-12539-69-00	. UNAVAILABLE IN PRICE BOOK	1	
4	¢14-12539-79-00	. UNAVAILABLE IN PRICE BOOK	1	
5	(94416-18013-00)	RIM 1.60X 8	1	
6	¢94-13018-31-00	UNAVAILABLE IN PRICE BOOK	1	
7	¢94-23018-08-40	UNAVAILABLE IN PRICE BOOK	1	
8	94325-18043-00	BAND, RIM	1	
9	90560-15136-00	SPACER (136-25317-00)	1	
10	146-25116-00-00	FLANGE, SPACER 2	1	
11	93306-20204-00	BEARING (B6202Z)	2	
12	93210-41042-00	O-RING	1	
13	174-25364-00-00	DAMPER	1	
14	¢39-72532-01-00	UNAVAILABLE IN PRICE BOOK	1	
15	90480-10068-00	. GROMMET	1	
16	¢43-72513-40-00	. UNAVAILABLE IN PRICE BOOK	1	
17	93101-42018-00	OIL SEAL, S-TYPE	1	
18	¢13-62515-30-00	UNAVAILABLE IN PRICE BOOK	1	
19	¢13-62535-10-10	UNAVAILABLE IN PRICE BOOK	1	
20	214-W2535-00-00	BRAKESHOE SET-2PCS	2	
21	¢90-50618-10-30	UNAVAILABLE IN PRICE BOOK	2	
22	137-25159-00-00	SEAL, CAMSHAFT	1	
23	¢33-72535-50-00	UNAVAILABLE IN PRICE BOOK	1	
24	90101-06278-00	BOLT	1	
25	95380-06600-00	NUT	1	
26	¢17-42536-60-10	UNAVAILABLE IN PRICE BOOK	1	
27	(174-25437-20-33)	SPROCKET, DRIVN 37T	1	U.R.

CONTINUED ON NEXT FRAME ►



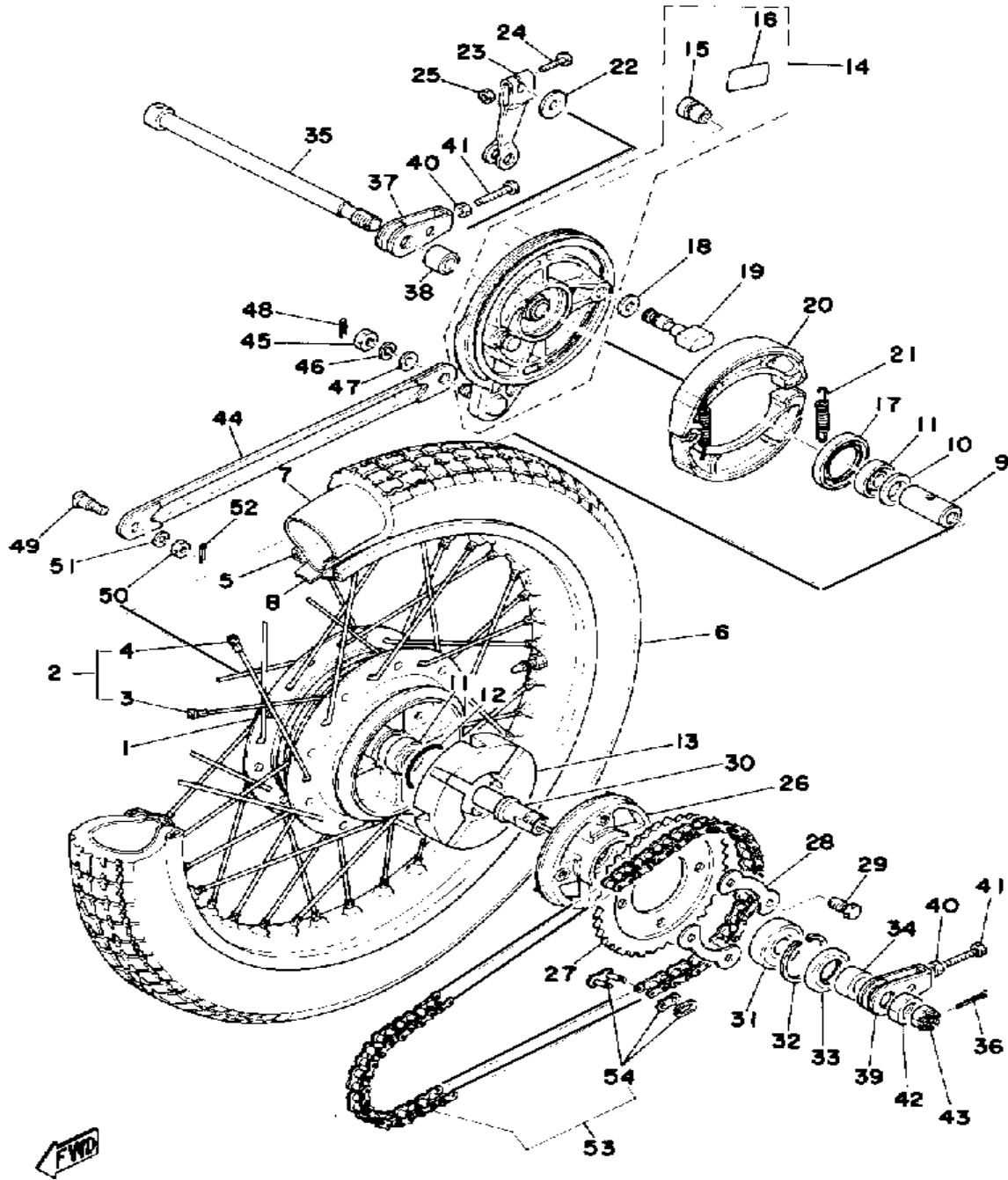
REAR WHEEL

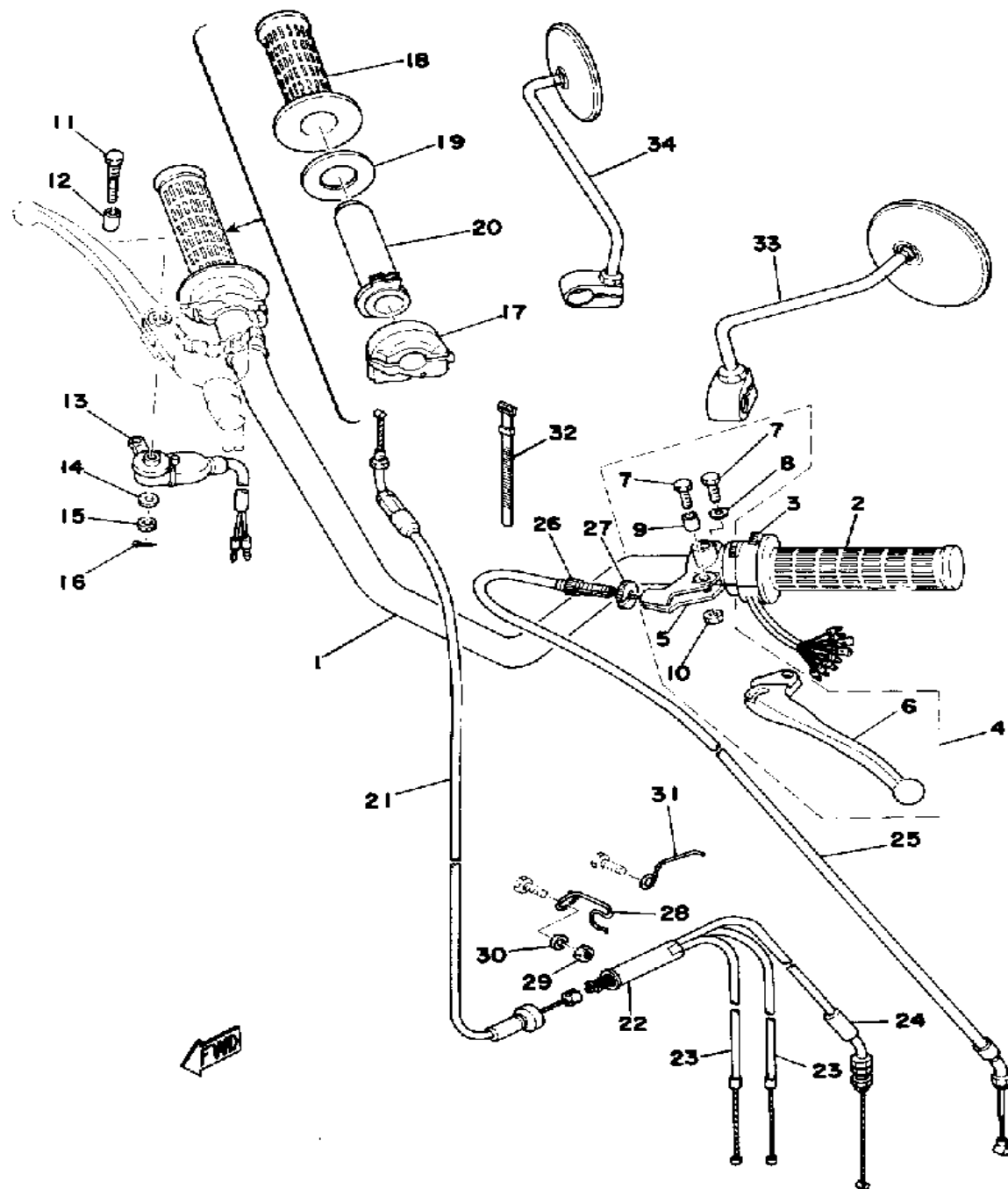
Ref. No.	Part Number	Description	Qty	Remarks
27	174-25436-20-33	SPROCKET, DRIVN 36T	1	U.R.ä STD
	¢17-42543-52-00	UNAVAILABLE IN PRICE BOOK	1	U.R.
28	148-25412-00-00	WASHER	2	
29	90105-10005-00	BOLT, WASHER BASED (141-25411-00)	4	
30	¢17-42538-70-00	UNAVAILABLE IN PRICE BOOK	1	
31	93306-20404-00	BEARING	1	
32	99009-47500-00	CIRCLIP	1	
33	(93106-30008-00)	OIL SEAL, DD-TYPE	1	
34	¢90-38720-16-00	UNAVAILABLE IN PRICE BOOK	1	
35	¢39-72538-10-00	UNAVAILABLE IN PRICE BOOK	1	
36	91401-30030-00	PIN, COTTER	1	
37	(174-25389-00-00)	PULLER, CHAIN 2	1	
38	¢90-38726-19-70	UNAVAILABLE IN PRICE BOOK	1	
39	174-25388-00-00	PULLER, CHAIN 1	1	
40	95380-06600-00	NUT	2	
41	90101-06016-00	BOLT	2	
42	90170-20167-00	NUT, HEXAGON (137-25385-00)	1	
43	90171-14020-00	NUT, CASTLE	1	
44	(256-25371-00-00)	BAR, TENSION	1	
45	95303-10700-00	NUT	1	
46	92901-12100-00	WASHER, SPRING	1	
47	92990-10600-00	WASHER, PLATE	1	
48	90468-12006-00	CLIP	1	
49	90109-08375-00	BOLT (168-25373-00)	1	
50	95333-08600-00	NUT, HEXAGON	1	
51	92990-08100-00	WASHER	1	
52	91490-20020-00	PIN, COTTER	1	
53	(94514-28112-00)	428T 112L	1	

CONTINUED ON NEXT FRAME ➤

REAR WHEEL

Ref. No.	Part Number	Description	Qty	Remarks
54	94680-22001-00	. JOINT, CHAIN	1	

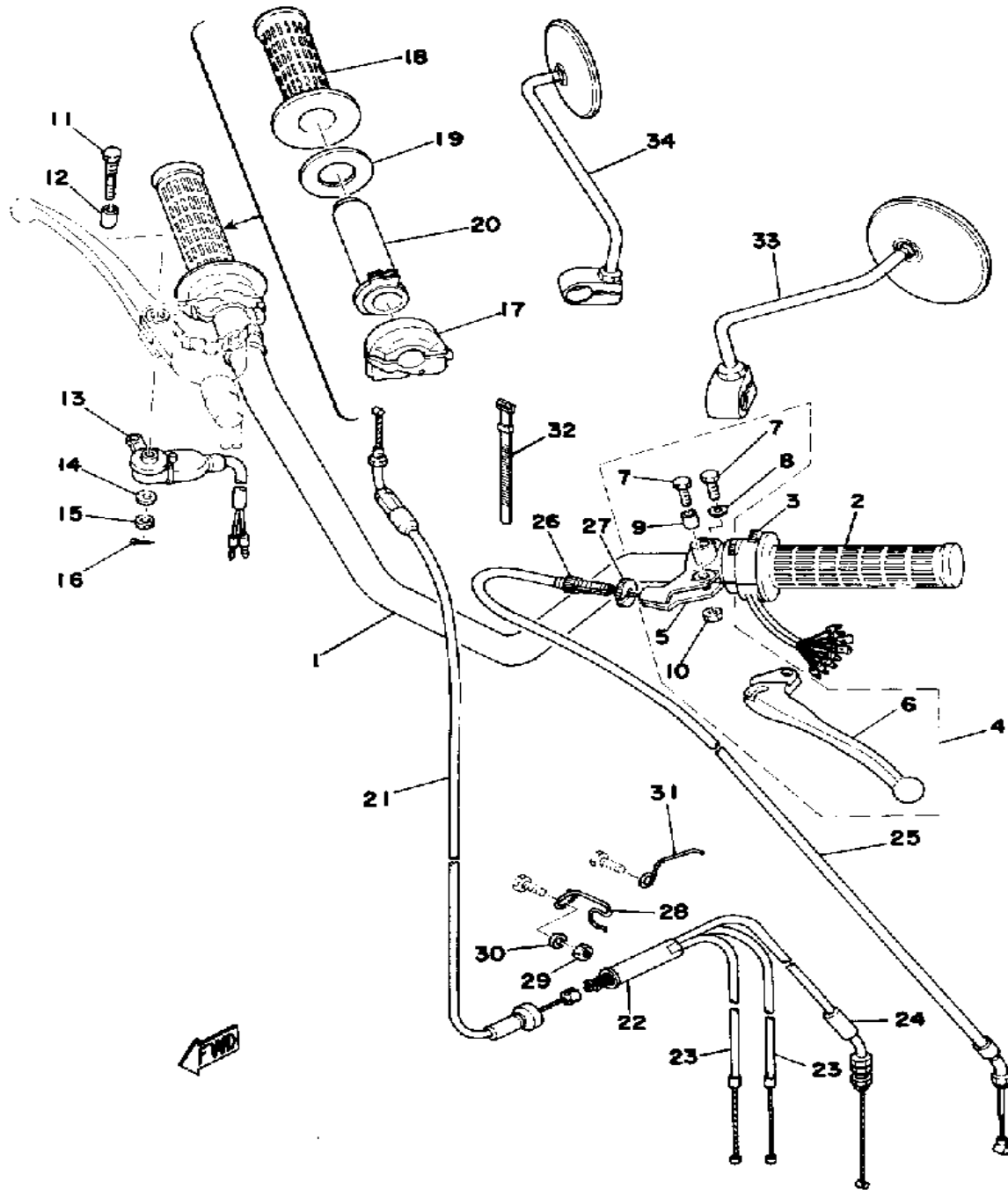




HANDLEBAR - CABLE

Ref. No.	Part Number	Description	Qty	Remarks
1	ø33-72611-10-00	UNAVAILABLE IN PRICE BOOK	1	
2	341-26241-00-00	GRIP LH	1	
3	ø39-78397-31-00	UNAVAILABLE IN PRICE BOOK	1	
4	ø49-88291-01-10	UNAVAILABLE IN PRICE BOOK	1	
5	3Y6-82911-00-00	. HOLDER, LEVER 1	1	
6	214-83912-00-00	. LEVER 1	1	
7	97023-06020-00	. BOLT (3XF)	2	
8	92995-06100-00	. WASHER, SPRING	1	
9	214-83913-00-00	. COLLAR, LEVER 1	1	
10	95380-06700-00	. NUT	1	
11	90109-06103-00	BOLT (306-83925-00)	1	
12	ø90-17906-17-10	UNAVAILABLE IN PRICE BOOK	1	
13	ø40-48398-03-00	UNAVAILABLE IN PRICE BOOK	1	
14	92990-05200-00	WASHER, PLAIN	1	
15	95301-05900-00	NUT, SLOTTED	1	
16	91401-12018-00	PIN, COTTER	1	
17	(397-83963-11-00)	SWITCH, HANDLE 3	1	
18	235-26242-10-00	GRIP RH	1	
19	90201-261L0-00	WASHER, PLATE	1	
20	214-26243-00-00	TUBE, THRTL GUIDE	1	
21	(397-26311-60-00)	CABLE, THROTTLE 1	1	
22	360-26261-01-00	CONNECTOR, CABLE	1	
23	397-26312-01-00	CABLE, THROTTLE 2	2	
24	397-26321-00-00	CABLE, PUMP	1	
25	397-26335-00-00	CABLE, CLUTCH	1	
26	90123-08046-00	BOLT	1	
27	90179-08148-00	NUT	1	
28	ø39-72627-80-00	UNAVAILABLE IN PRICE BOOK	1	
29	95380-06600-00	NUT	1	

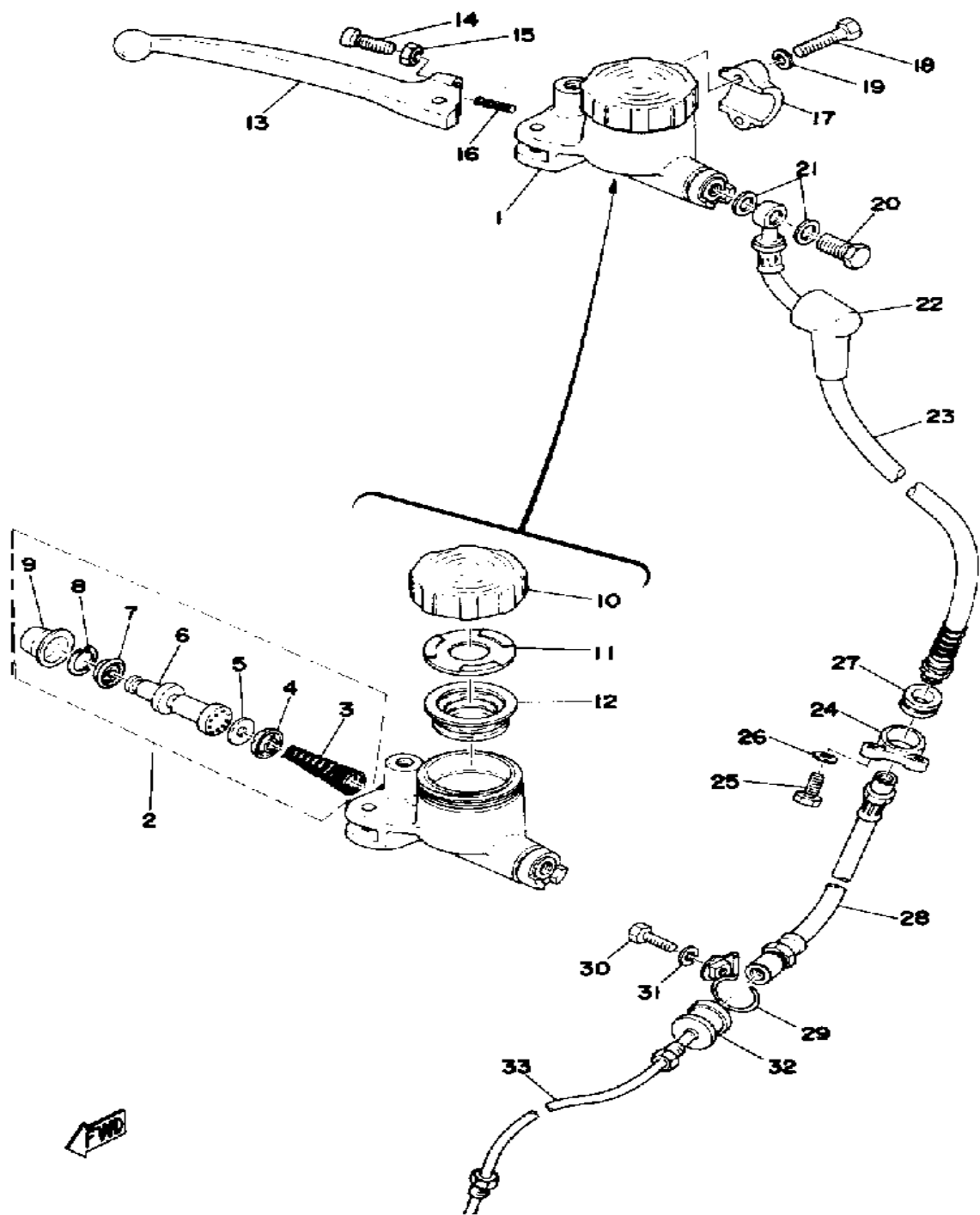
CONTINUED ON NEXT FRAME ➤



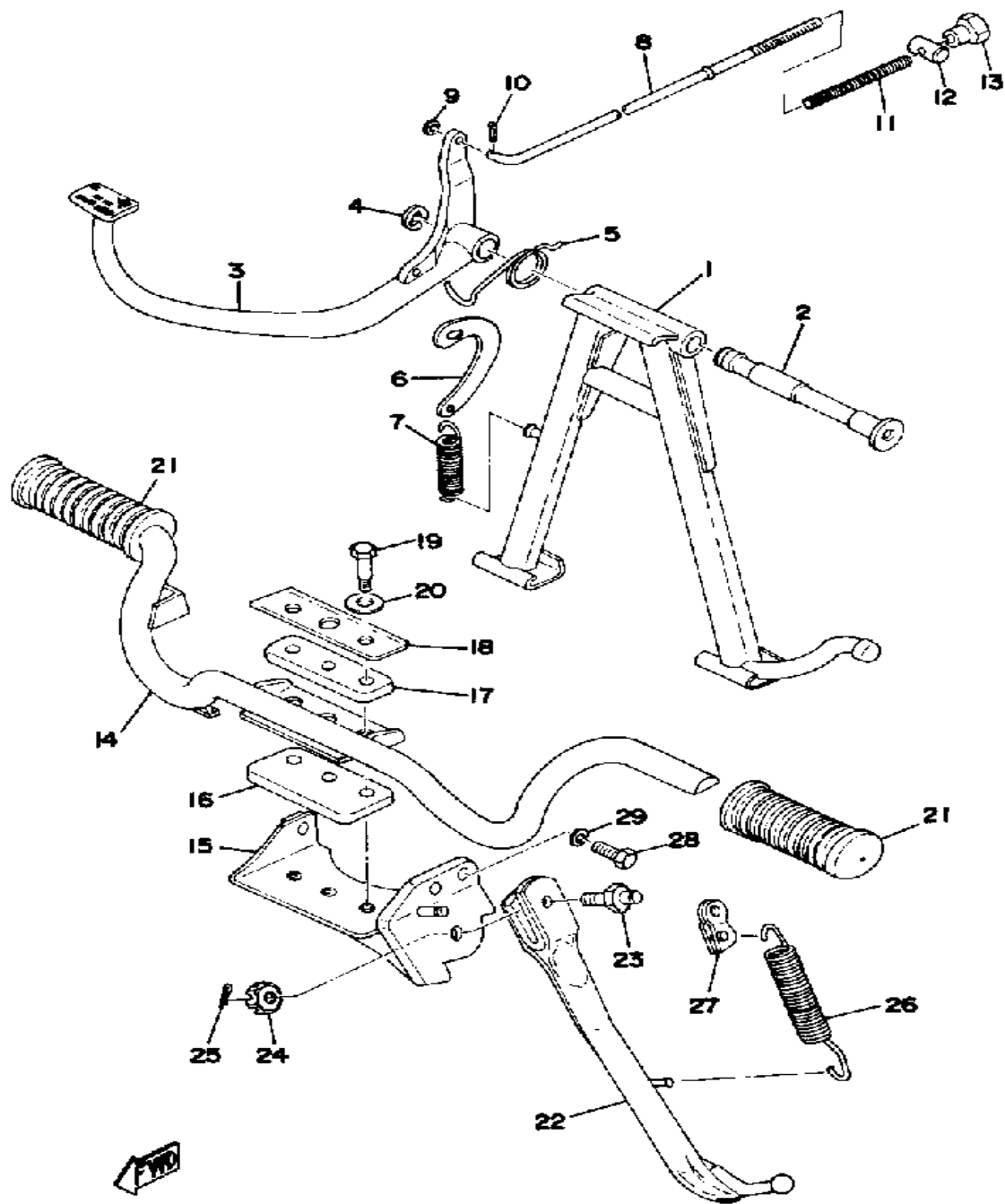
HANDLEBAR - CABLE

Ref. No.	Part Number	Description	Qty	Remarks
30	92995-06100-00	WASHER, SPRING	1	
31	ø32-62632-80-00	UNAVAILABLE IN PRICE BOOK	1	
32	437-83936-01-00	BAND, SWITCH CORD	2	
33	341-26290-10-00	MIRROR ASSEMBLY LH	1	
34	341-26290-01-00	BACK MIRROR RH (341-26290-01)	1	AP

MASTER CYLINDER - BRAKE HOSE



Ref. No.	Part Number	Description	Qty	Remarks
1	ø58-12585-03-00	UNAVAILABLE IN PRICE BOOK	1	
2	535-W0041-10-00	. CYLINDER KIT, MASTER (REF. NO. 3~9)	1	
10	360-25852-30-00	. CAP, RESERVOIR	1	
11	2GU-25855-00-00	. BUSH, DIAPHRAGM	1	
12	360-25854-00-00	. DIAPHRAGM, RESERVOIR	1	
13	306-82922-01-00	UNAVAILABLE IN PRICE BOOK	1	
14	90146-06005-00	SCREW, OVAL FLSTR (306-83928-01)	1	
15	90170-06010-00	NUT	1	
16	90501-10312-00	SPRING, COMPRESSION	1	
17	1J3-25867-00-00	BRACKET, MASTER CYLINDER (341-25867-00)	1	
18	97011-06025-00	BOLT (97001-06025)	2	
19	92995-06100-00	WASHER, SPRING	2	
20	90401-10034-00	BOLT, UNION	1	
21	90201-10118-00	WASHER, PLATE	2	
22	306-25862-00-00	BOOT, MASTER CYLINDER	1	
23	ø46-42587-20-10	UNAVAILABLE IN PRICE BOOK	1	
24	(306-25875-00-00)	HOLDER, BRKE HOSE 1	1	
25	97011-06020-00	BOLT	2	
26	92995-06100-00	WASHER, SPRING	2	
27	341-25881-00-00	PROTECTOR, BRAKE HOSE	1	
28	306-25873-05-00	HOSE, BRAKE 2 (306-25873-04)	1	
29	ø40-42587-60-00	UNAVAILABLE IN PRICE BOOK	1	
30	97011-06025-00	BOLT (97001-06025)	1	
31	92995-06100-00	WASHER, SPRING	1	
32	306-25881-00-00	PROTC, BRAKE HOSE	1	
33	ø40-42587-10-10	UNAVAILABLE IN PRICE BOOK	1	

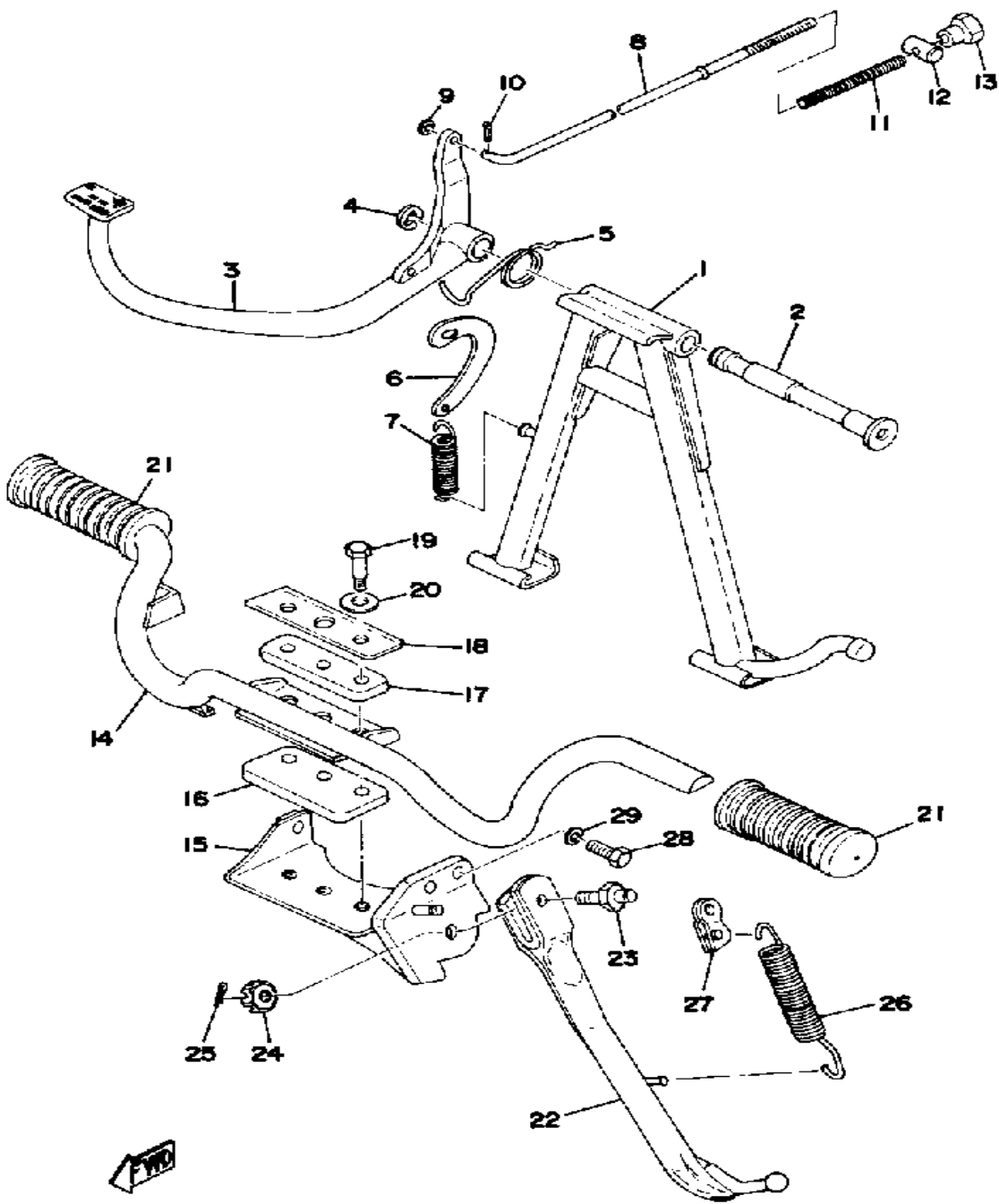


STAND - FOOTREST - BRAKE PEDAL

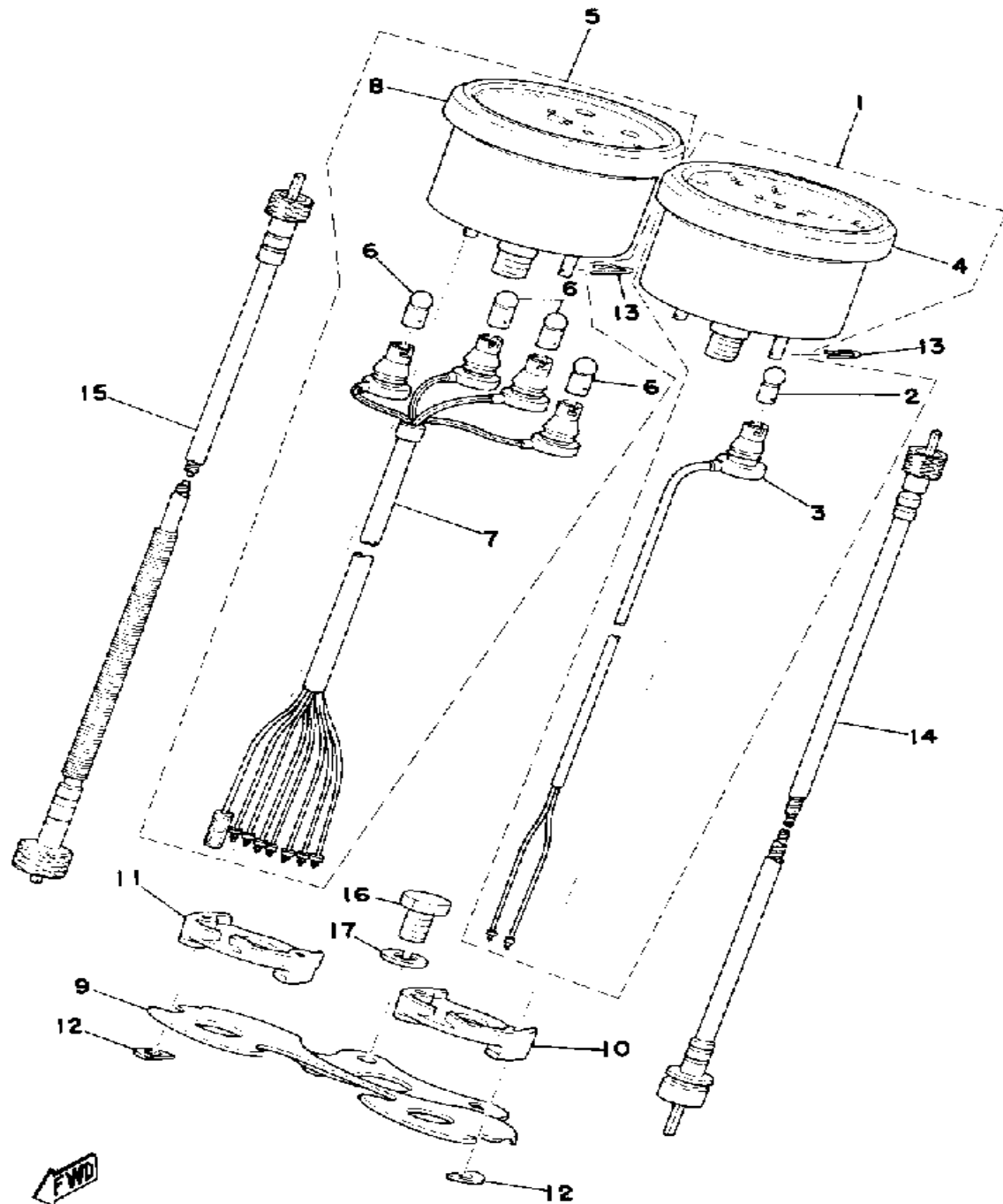
Ref. No.	Part Number	Description	Qty	Remarks
1	(337-27111-00-00)	STAND, MAIN	1	
2	(122-27112-00-00)	SHAFT, MAIN STAND	1	
3	1E8-27211-00-00	PEDAL, BRAKE	1	
4	93430-12008-00	CIRCLIP	1	
5	90508-32056-00	SPRING, TORSION	1	
6	¢17-42711-50-00	UNAVAILABLE IN PRICE BOOK	1	
7	90506-32056-00	SPRING, TENSION (174-27116-00)	1	
8	337-27231-00-00	ROD, BRAKE	1	
9	92901-06600-00	WASHER	1	
10	91490-20020-00	PIN, COTTER	1	
11	90501-10245-00	SPRING, COMPRESSION	1	
12	90249-12008-00	PIN	1	
13	90179-06411-00	NUT	1	
14	¢33-72741-10-00	UNAVAILABLE IN PRICE BOOK	1	
15	¢33-72741-20-00	UNAVAILABLE IN PRICE BOOK	1	
16	(132-27424-00-00)	DAMPER, FOOTREST 2	1	
17	(132-27414-00-00)	DAMPER, FOOTREST	1	
18	¢13-22741-70-00	UNAVAILABLE IN PRICE BOOK	1	
19	90109-08193-00	BOLT (132-27416-00)	3	
20	90201-10132-00	WASHER, PLATE	3	
21	156-27413-00-00	COVER, FOOTREST	2	
22	¢50-72731-10-00	UNAVAILABLE IN PRICE BOOK	1	
23	90109-10399-00	BOLT	1	
24	90171-10012-00	NUT, CASTLE	1	
25	91490-20025-00	PIN, SPLIT	1	
26	¢90-50729-02-20	UNAVAILABLE IN PRICE BOOK	1	
27	(507-27315-01-00)	LINK, SIDE STAND	1	
28	97313-08020-00	BOLT, HEXAGON	1	

CONTINUED ON NEXT FRAME ➤

STAND - FOOTREST - BRAKE PEDAL

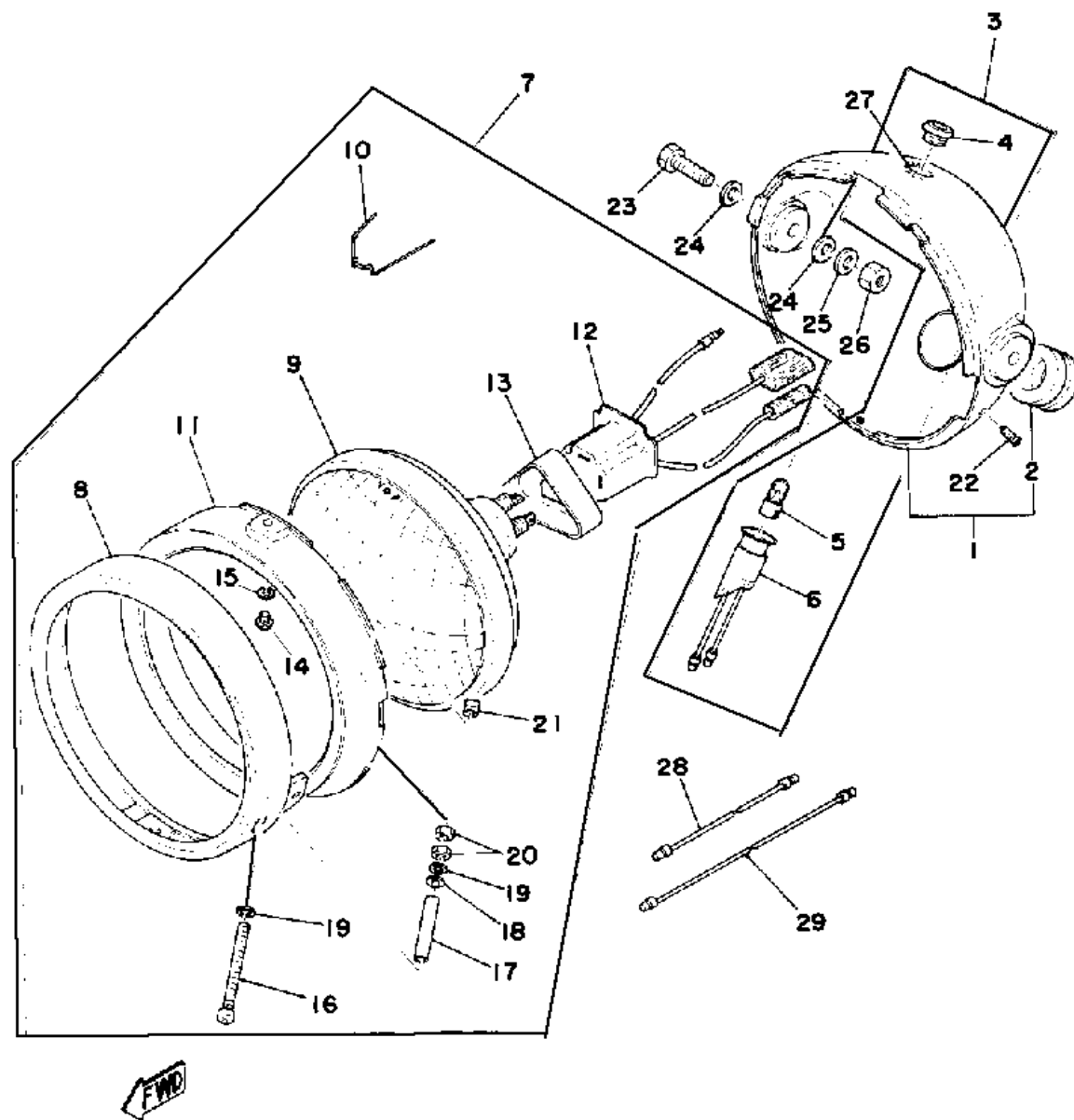


Ref. No.	Part Number	Description	Qty	Remarks
29	92990-08100-00	WASHER	1	



METER

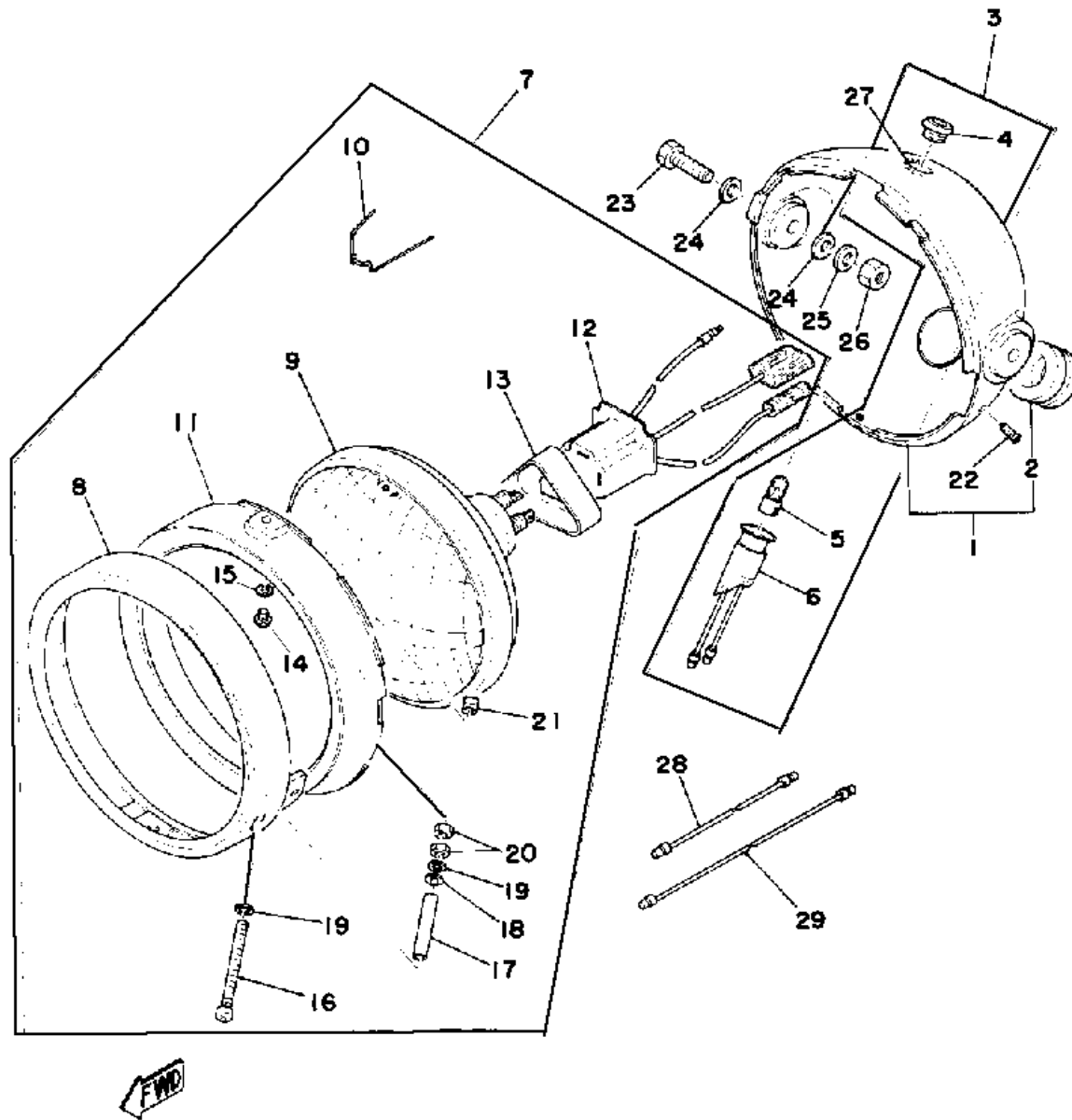
Ref. No.	Part Number	Description	Qty	Remarks
1	ø39-78351-04-00	UNAVAILABLE IN PRICE BOOK	1	MILE/H
2	123-83516-21-00	. BULB (12V-3.4W)	1	
3	ø23-58353-62-10	. UNAVAILABLE IN PRICE BOOK	1	
4	336-83513-00-00	. DAMPER	1	
5	ø39-78354-00-10	UNAVAILABLE IN PRICE BOOK	1	
6	123-83516-21-00	. BULB (12V-3.4W)	4	
7	ø33-78352-00-00	. UNAVAILABLE IN PRICE BOOK	1	
8	336-83513-00-00	. DAMPER	1	
9	ø33-78351-90-03	UNAVAILABLE IN PRICE BOOK	1	YAMAHA BLACK
10	214-83523-00-00	DAMPER	1	
11	237-83523-00-00	DAMPER	1	
12	90209-05029-00	WASHER, SPEC'L SHAP (214-83524-00)	4	
13	90468-10050-00	CLIP	4	
14	55K-83550-01-00	SPEEDOMETER CABLE (351-83550-00)	1	
15	396-83560-01-00	TACHOMETER CABLE	1	
16	97313-08016-00	BOLT, HEXAGON	2	
17	92990-08100-00	WASHER	2	



HEADLIGHT

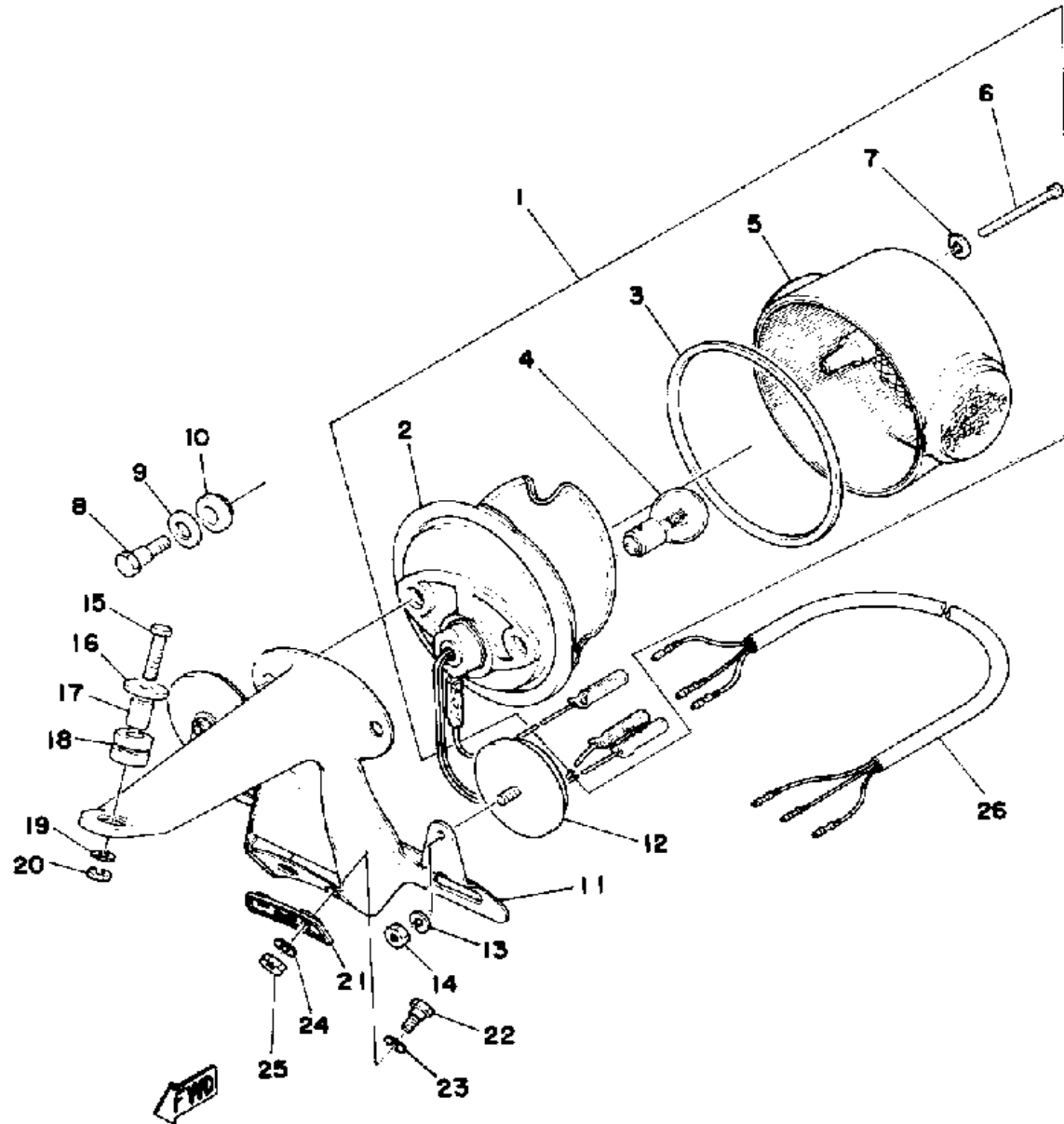
Ref. No.	Part Number	Description	Qty	Remarks
1	ø39-78433-06-03	UNAVAILABLE IN PRICE BOOK	1	YAMAHA BLACK
2	214-84153-60-00	. GROMMET, WIREHERNESS .	1	
3	256-84301-61-00	PILOT LIGHT ASSEMBLY 1 ...	1	
4	256-84357-61-00	. BODY, PILOT LIGHT	1	
5	256-84347-00-00	. BULB	1	
6	256-84301-61-00	. PILOT LIGHT ASSEMBLY 1 ..	1	
7	UNA-VAILA-BL-EI	0 0		
8	498-84115-60-00	. RIM, HEADLIGHT	1	
9	507-84320-62-00	. LENS ASSEMBLY (507-84320-61)	1	
10	507-84324-60-00	. SPRING, REFLECTOR	3	
11	498-84195-60-00	. RING, RETAINING	1	
12	371-84312-60-00	. SOCKET	1	
13	341-84397-61-00	. COVER, SOCKET	1	
14	438-84194-60-00	. RING, MOUNTING	2	
15	92990-05100-00	. WASHER, SPRING	2	
16	90157-04001-00	. SCREW, PAN HEAD	1	
17	438-84133-60-00	. COLLAR, SCREW	1	
18	92990-04200-00	. WASHER, PLAIN	1	
19	92901-04100-00	. WASHER, SPRING	2	
20	95301-04600-00	. NUT	2	
21	198-84334-60-00	. NUT, ADJUSTING	1	
22	90152-05005-00	SCREW, COUNTERSUNK	1	
23	97313-08040-00	BOLT, HEXAGON (97322-08040)	2	
24	92990-08200-00	WASHER, PLAIN	4	
25	92990-08100-00	WASHER	2	
26	95333-08600-00	NUT, HEXAGON	2	
27	ø39-78358-50-00	UNAVAILABLE IN PRICE BOOK	1	
28	ø33-78434-80-00	UNAVAILABLE IN PRICE BOOK	1	

CONTINUED ON NEXT FRAME ➤



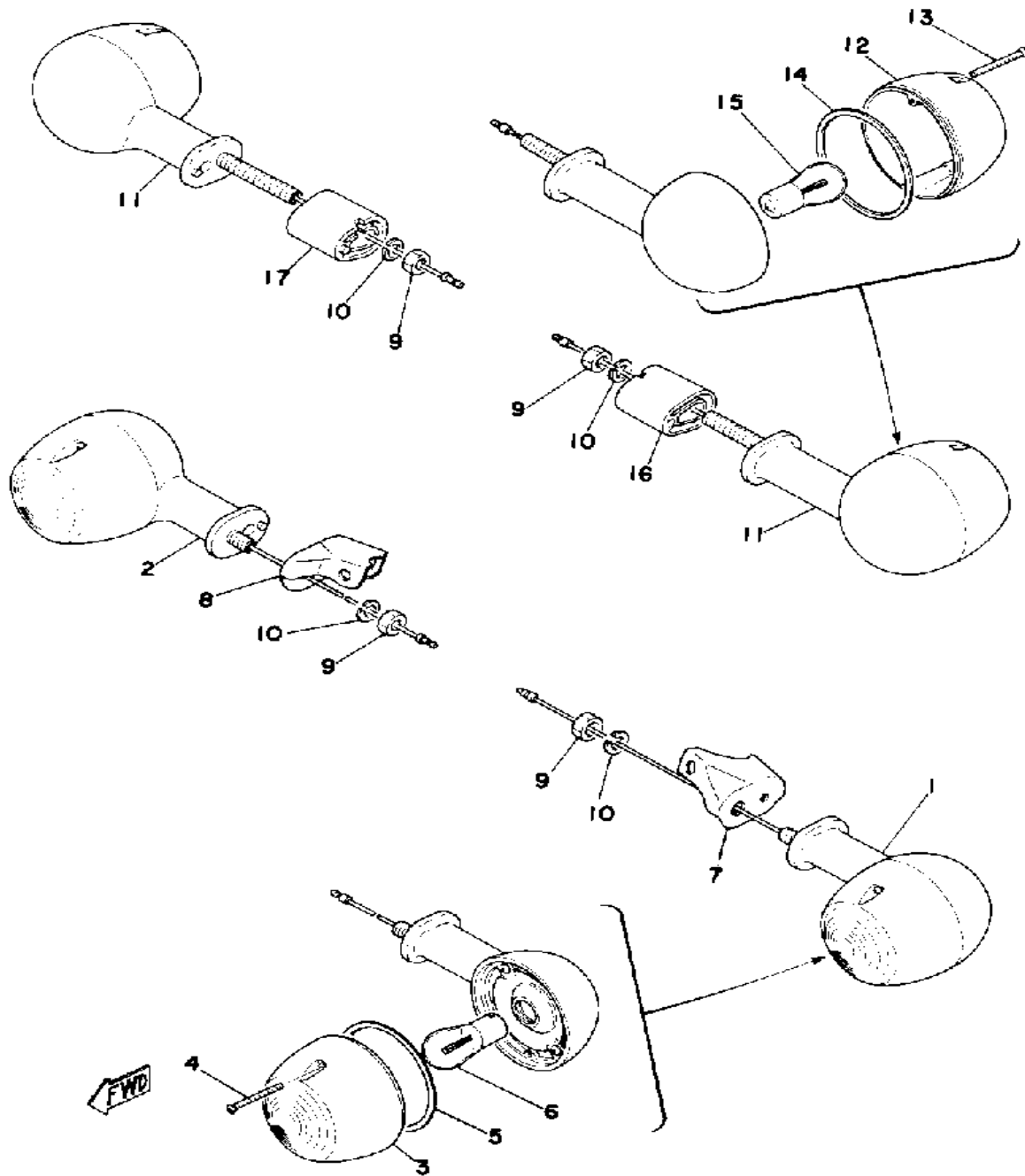
HEADLIGHT

Ref. No.	Part Number	Description	Qty	Remarks
29	ø33-78434-90-00	UNAVAILABLE IN PRICE BOOK	1	



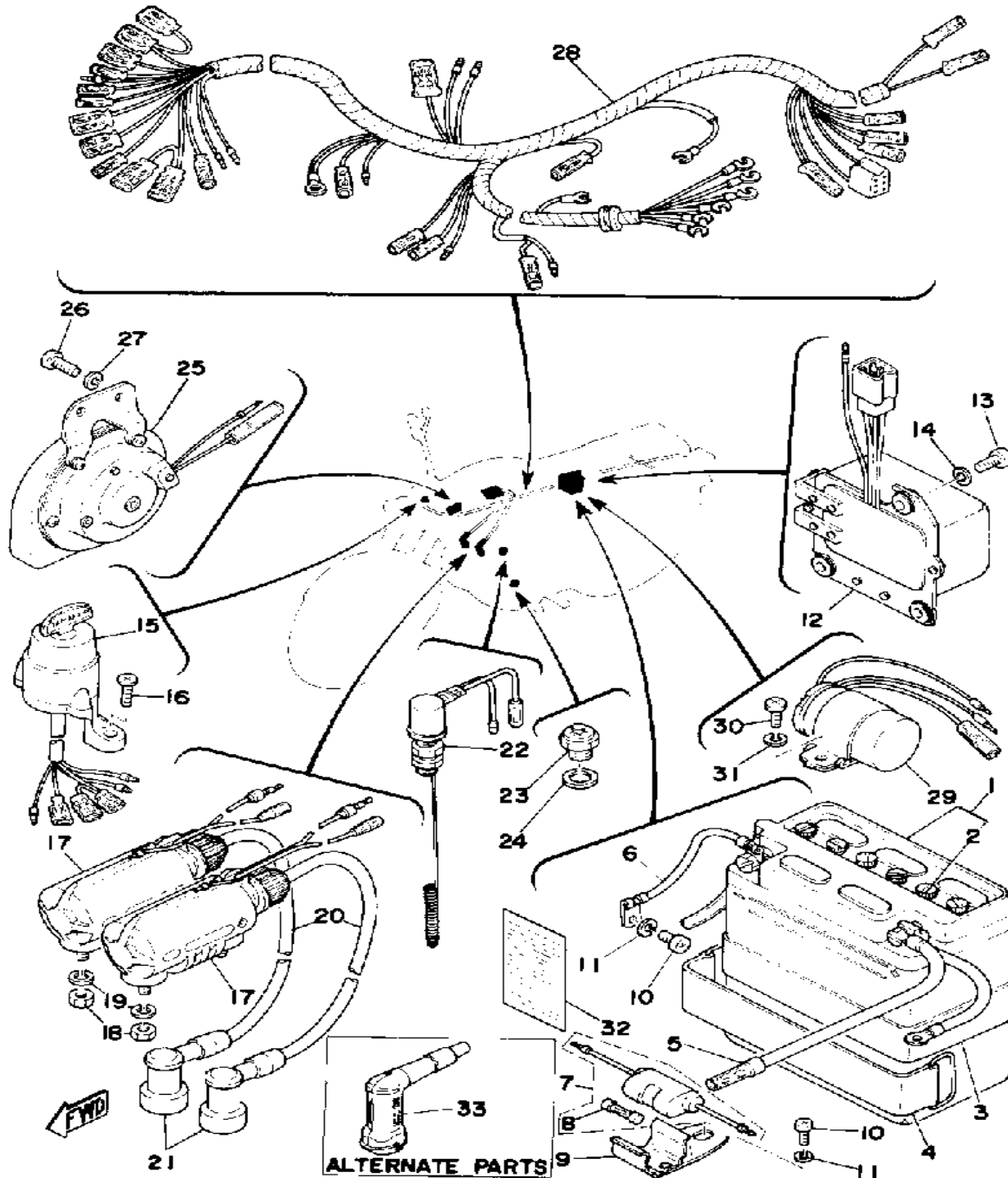
TAILLIGHT

Ref. No.	Part Number	Description	Qty	Remarks
1	371-84710-61-00	TAILLIGHT UNIT ASSEMBLY ..	1	
2	371-84710-61-00	. TAILLIGHT UNIT ASSEMBLY .	1	
3	275-84523-60-00	. GASKET, LENS	1	
4	256-84714-61-00	. BULB (12V-27/8W)	1	
5	341-84721-60-00	. LENS, TAILLIGHT	1	
6	98580-04055-00	. SCREW, LENS FITTING	3	
7	341-84722-60-00	. WASHER	3	
8	475-84526-00-00	UNAVAILABLE IN PRICE BOOK	2	
9	2H7-84754-00-00	WASHER, SPECIAL	2	
10	275-84527-60-00	DAMPER	2	
11	341-84751-61-93	BRACKET, LICENSE	1	SILVER
12	449-85131-02-00	REFLECTOR, REAR 1	2	
13	92990-05100-00	WASHER, SPRING	2	
14	95380-05600-00	NUT	2	
15	97011-06025-00	BOLT (97001-06025)	1	
16	90209-06095-00	WASHER, SPEC'L SHAP (102-28323-00)	1	
17	90387-07390-00	COLLAR	1	
18	90480-14023-00	GROMMET	1	
19	92995-06100-00	WASHER, SPRING	1	
20	95380-06600-00	NUT	1	
21	ø33-78475-30-00	UNAVAILABLE IN PRICE BOOK	1	
22	90109-06005-00	BOLT	2	
23	92990-08200-00	WASHER, PLAIN	2	
24	92995-06100-00	WASHER, SPRING	2	
25	95380-06600-00	NUT	2	
26	ø41-28451-70-00	UNAVAILABLE IN PRICE BOOK	1	



TURNSIGNAL

Ref. No.	Part Number	Description	Qty	Remarks
1	278-83310-71-93	FRT FLSHR LITE ASSEMBLY .	1	
2	278-83310-71-93	FRT FLSHR LITE ASSEMBLY .	1	
3	183-83312-70-00	. LENS, FLASHER	2	AMBER
4	183-83333-71-00	. SCREW, LENS FITTING	4	
5	183-83313-70-00	. GASKET, FLSHR LENS	2	
6	256-83311-70-XX	. BULB, TS 12V27W	2	
7	ø58-18331-80-00	UNAVAILABLE IN PRICE BOOK	1	FROSTING BLACK
8	ø58-18332-80-00	UNAVAILABLE IN PRICE BOOK	1	FROSTING BLACK
9	95333-08600-00	NUT, HEXAGON	4	
10	92990-08100-00	WASHER	4	
11	ø39-78333-07-09	UNAVAILABLE IN PRICE BOOK	2	
12	211-83332-75-00	. LENS, FLASHER	2	RED
13	183-83333-71-00	. SCREW, LENS FITTING	4	
14	183-83313-70-00	. GASKET, FLSHR LENS	2	
15	256-83311-70-XX	. BULB, TS 12V27W	2	
16	260-83316-30-00	COLLAR, FLASHER 1	1	
17	260-83326-30-00	COLLAR, FLASHER 2	1	

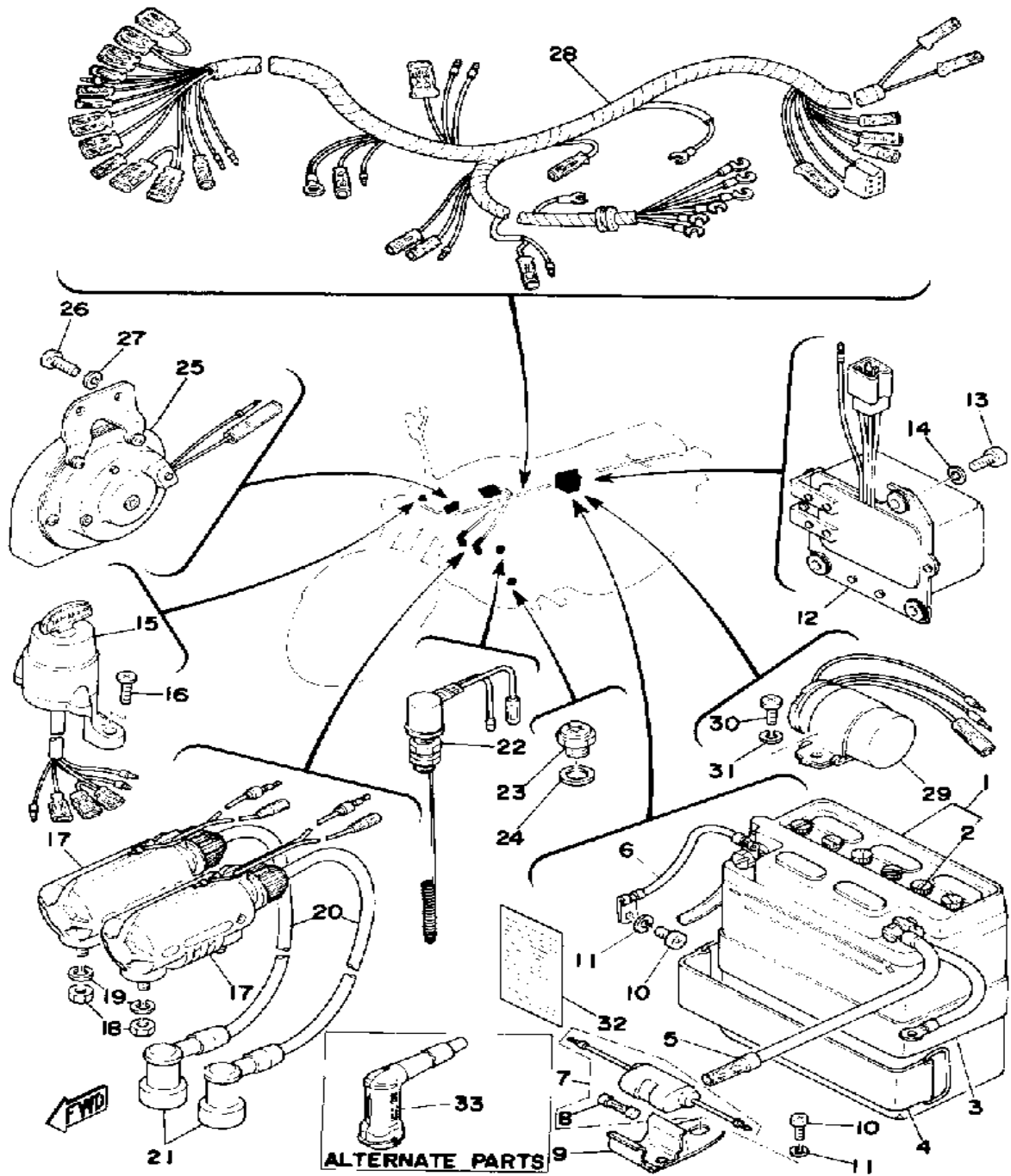


ELECTRICAL

Ref. No.	Part Number	Description	Qty	Remarks
1	BTY-12N93-A1-00	YUASA 12N9-3A 1	1	
2	10-48211-12-00	. UNAVAILABLE IN PRICE BOOK	6	
3	1UA-82124-00-00	BAND, BATTERY	1	
4	337-82131-00-00	BAND, BATTERY	1	
5	33-78211-50-00	UNAVAILABLE IN PRICE BOOK	1	
6	(337-82116-00-00)	WIRE, MINUS LEAD	1	
7	2UJ-82150-01-00	FUSE HOLDER ASSEMBLY (2UJ-82150-00-00)	1	
8	1A0-82161-00-00	. FUSE (20A) (148-82151-00-00)	2	
9	(337-82152-00-00)	HOLDER, FUSE	1	
10	98580-06010-00	SCREW, PAN HEAD (92503-06010)	2	
11	92995-06100-00	WASHER, SPRING	2	
12	337-81910-10-00	VOLTAGE REG ASSEMBLY ..	1	
13	98503-06014-00	SCREW, PAN HEAD (92502-06016)	3	
14	92995-06100-00	WASHER, SPRING	3	
15	397-82508-11-00	MAIN SWITCH ASSEMBLY ...	1	
16	98701-05016-00	SCREW, FLAT HEAD	2	
17	254-82310-60-00	IGNITION COIL ASSEMBLY ...	2	
18	95380-06600-00	NUT	4	
19	92995-06100-00	WASHER, SPRING	4	
20	137-82341-01-00	CORD, HIGH TENSION 1 (3AD-82341-00-00)	2	
21	56J-82370-00-00	PLUG CAP ASSEMBLY	2	
22	307-82530-09-00	STOP SWITCH ASSEMBLY ...	1	
23	136-82540-00-00	NEUTRAL SWITCH ASSEMBLY	1	
24	37R-82543-00-00	GASKET	1	
25	(183-83371-21-00)	HORN	1	

CONTINUED ON NEXT FRAME ➤

ELECTRICAL



Ref. No.	Part Number	Description	Qty	Remarks
26	98503-06014-00	SCREW, PAN HEAD (92502-06016)	2	
27	92995-06100-00	WASHER, SPRING	2	
28	(397-82590-12-00)	WIRE HARNESS ASSEMBLY	1	
29	397-83350-71-00	FLASHER RELAY ASSEMBLY	1	
30	97013-06012-00	BOLT	1	
31	92995-06100-00	WASHER, SPRING	1	
32	118-82141-09-00	LABEL, BATTERY	1	
33	808-82370-10-00	PLUG CAP ASSEMBLY	2	

E-23
RD200C
1976 SERVICE DATA

MOTORCYCLE
M5-064

MODEL — IBM I.D. NUMBER	RD200C	581
Starting Engine and Frame Number	581-000101	581-000101
Basic Color (fuel tank)	French Blue	
Net Weight	256 lbs.	
ENGINE (type, induction system)	2-stroke, 7-port, Twin, Air-cooled	
Bore x Stroke x Cylinder(s)	Displacement	52 x 46mm x 2 195cc (11.89 CID)
Compression Ratio	7.1:1	
Piston Skirt Clearance (new/max.)	.040 ~ .045mm (.0016 ~ .0018") / 0.1mm (.004")	
Ring End Gap (top/2nd/3rd)	0.15 ~ 0.35mm (.006 ~ .014") / Same / ϕ	
Ring Groove Clearance (top/2nd/3rd)	.03 ~ .08mm (.0012 ~ .0032") / Same / ϕ	
Valve Clearance (eng. cold) Intake/Exhaust	ϕ	
AUTOLUBE — Minimum Pump Stroke/Color Code	0.20 ~ 0.25mm (.008 ~ .010") / Brown	
CARBURETOR (mfr.) (type) (I.D. number)	Teikei / Y20P-1A / 39764	
Main Jet	No. 92	
Needle Jet	N80	
Jet Needle/Clip Position	4F51-2	
Cutaway	2.5	
Pilot Jet	No. 44	
Air Jet	2.0	
Starter Jet	No. 70	
Air Screw (turns out)	1½	
Float Level	20.0 ± 1.0mm	
Air Filter (type x quantity)	Oiled Foam Rubber x 2	
DRIVE — Primary (type) (teeth) (ratio)	Helical Gear	53/16 3.312
Secondary (type) (teeth) (ratio)	DK428, 107L	36/14 2.571
Transmission Ratios 1st (teeth) (ratio) (O.A.)	34/12	2.833 24.134
2nd	29/17	1.705 14.530
3rd	25/20	1.250 10.647
4th	23/22	1.045 8.905
5th	22/24	0.916 7.808
6th	ϕ	
CAPACITIES — Transmission	850cc (29.0 oz.) Yamalube 4-cycle* or SAE10W/30 Oil	
Oil Tank or Engine Sump	2.1 qts. Yamalube 2-cycle*	
Fuel Tank	3.0 gals. Low Lead (Regular) or Unleaded	
Front Forks	118cc (4.0 oz.) 10, 20 or 30 wt. Fork Oil*	
Rear Shocks	ϕ	
Tires (size/nominal pressure)	Front: 2.75-18/23psi / Rear: 3.00-18/28psi	
ELECTRICAL — Charging System (mfr.) (type)	Hitachi / Starter Dynamo	
No Load Voltage Adj. (AC & DC generators)	15.8-16.5V @ 2,500rpm	
Max. Generator (Magneto) Output	14V7A	
Field Coil (and/or) Charging Coil Resistance	(Shunt) 4.6 Ω / (Series) .0135 Ω	
Battery (mfr.) (model) (charging rate)	F.B. / 12N9-3A-1 / 0.9A x 10 hours	
Headlight/Taillight Ratings	12V30W/30W / 12V8W	
Ign. Coil Min. Spark Gap/Pri. Res./Sec. Res.	6mm / 4.0 Ω / 11.0K Ω	
Source Coil Res./Pulse Coil Res.	ϕ	
Condenser Capacity	0.22 μ F	
Point Gap/Spark Plug (type/gap)	0.3 ~ 0.4mm (.012 ~ .016") / NGK B-8ES / 0.6 ~ 0.7mm	
Timing (advanced) (retarded)	1.8 ± 0.15mm B.T.D.C. (mechanical adv. @ full adv.)	

N/A = Information Not Available *Available from Yamaha Parts Distributors, Inc.
 ϕ = Does Not Apply To This Model



TECHNICAL BULLETIN

E-23
RD200C
1976 SERVICE DATA

MOTORCYCLE
M5-064

MODEL — IBM I.D. NUMBER	RD200C	581
Starting Engine and Frame Number	581-000101	581-000101
Basic Color (fuel tank)	French Blue	
Net Weight	256 lbs.	
ENGINE (type, induction system)	2-stroke, 7-port, Twin, Air-cooled	
Bore x Stroke x Cylinder(s)	Displacement	52 x 46mm x 2 195cc (11.89 CID)
Compression Ratio	7.1:1	
Piston Skirt Clearance (new/max.)	.040 ~ .045mm (.0016 ~ .0018") / 0.1mm (.004")	
Ring End Gap (top/2nd/3rd)	0.15 ~ 0.35mm (.006 ~ .014") / Same / ϕ	
Ring Groove Clearance (top/2nd/3rd)	.03 ~ .08mm (.0012 ~ .0032") / Same / ϕ	
Valve Clearance (eng. cold) Intake/Exhaust	ϕ	
AUTOLUBE — Minimum Pump Stroke/Color Code	0.20 ~ 0.25mm (.008 ~ .010") / Brown	
CARBURETOR (mfr.) (type) (I.D. number)	Teikei / Y20P-1A / 39764	
Main Jet	No. 92	
Needle Jet	N80	
Jet Needle/Clip Position	4F51-2	
Cutaway	2.5	
Pilot Jet	No. 44	
Air Jet	2.0	
Starter Jet	No. 70	
Air Screw (turns out)	1½	
Float Level	20.0 ± 1.0mm	
Air Filter (type x quantity)	Oiled Foam Rubber x 2	
DRIVE — Primary (type) (teeth) (ratio)	Helical Gear	53/16 3.312
Secondary (type) (teeth) (ratio)	DK428, 107L	36/14 2.571
Transmission Ratios 1st (teeth) (ratio) (O.A.)	34/12	2.833 24.134
2nd	29/17	1.705 14.530
3rd	25/20	1.250 10.647
4th	23/22	1.045 8.905
5th	22/24	0.916 7.808
6th	ϕ	
CAPACITIES — Transmission	850cc (29.0 oz.) Yamalube 4-cycle* or SAE10W/30 Oil	
Oil Tank or Engine Sump	2.1 qts. Yamalube 2-cycle*	
Fuel Tank	3.0 gals. Low Lead (Regular) or Unleaded	
Front Forks	118cc (4.0 oz.) 10, 20 or 30 wt. Fork Oil*	
Rear Shocks	ϕ	
Tires (size/nominal pressure)	Front: 2.75-18/23psi / Rear: 3.00-18/28psi	
ELECTRICAL — Charging System (mfr.) (type)	Hitachi / Starter Dynamo	
No Load Voltage Adj. (AC & DC generators)	15.8-16.5V @ 2,500rpm	
Max. Generator (Magneto) Output	14V7A	
Field Coil (and/or) Charging Coil Resistance	(Shunt) 4.6 Ω / (Series) .0135 Ω	
Battery (mfr.) (model) (charging rate)	F.B. / 12N9-3A-1 / 0.9A x 10 hours	
Headlight/Taillight Ratings	12V30W/30W / 12V8W	
Ign. Coil Min. Spark Gap/Pri. Res./Sec. Res.	6mm / 4.0 Ω / 11.0K Ω	
Source Coil Res./Pulse Coil Res.	ϕ	
Condenser Capacity	0.22 μ F	
Point Gap/Spark Plug (type/gap)	0.3 ~ 0.4mm (.012 ~ .016") / NGK B-8ES / 0.6 ~ 0.7mm	
Timing (advanced) (retarded)	1.8 ± 0.15mm B.T.D.C. (mechanical adv. @ full adv.)	

N/A = Information Not Available *Available from Yamaha Parts Distributors, Inc.
 ϕ = Does Not Apply To This Model